STRIKE ARRAY ULTRA

PHOTOMETRICS REPORT



CHAUVET PROFESSIONAL

Table of Contents

Introduction 1
Testing Process 1
Total Illuminance Measurements 1
Testing Lab Equipment and Process 1
Photometrics & Chromaticity Reports 2
Standard Optics - Full Power 3
Report Summary 3
Overall Measurement 3
Beam Details 4
ISO Diagrams 5
Chromaticity 6
TM-30 Details 7
Standard Optics - 3200K 8
Report Summary 8
Overall Measurement 8
Beam Details 9
ISO Diagrams 10
Chromaticity 11
TM-30 Details 12
Standard Optics - 4000K 13
Report Summary 13
Overall Measurement 13
Beam Details 14
ISO Diagrams 15
Chromaticity 16
TM-30 Details 17
Standard Optics - 5600K 18
Report Summary 18
Overall Measurement 18
Beam Details 19
ISO Diagrams 20
Chromaticity 21
TM-30 Details 22
Standard Optics-Pod - Red Only 23
Report Summary 23
Overall Measurement 23
Beam Details 24

ISO Diagrams 25
Chromaticity 26
TM-30 Details 27
Standard Optics-Pod - Green Only 28
Report Summary 28
Overall Measurement 28
Beam Details 29
ISO Diagrams 30
Chromaticity 31
TM-30 Details 32
Standard Optics-Pod - Blue Only 33
Report Summary 33
Overall Measurement 33
Beam Details 34
ISO Diagrams 35
Chromaticity 36
TM-30 Details 37
Standard Optics-Pod - Amber Only 38
Report Summary 38
Overall Measurement 38
Beam Details 39
ISO Diagrams 40
Chromaticity 41
TM-30 Details 42
Standard Optics-Pod - Warm White Only 43
Report Summary 43
Overall Measurement 43
Beam Details 44
ISO Diagrams 45
Chromaticity 46
TM-30 Details 47
Standard Optics-Ring - RGB 48
Report Summary 48
Overall Measurement 48
Beam Details 49
ISO Diagrams 50
Chromaticity 51
TM-30 Details 52

Standard Optics-Ring - Red Only 53
Report Summary 53
Overall Measurement 53
Beam Details 54
ISO Diagrams 55
Chromaticity 56
TM-30 Details 57
Standard Optics-Ring - Green Only 58
Report Summary 58
Overall Measurement 58
Beam Details 59
ISO Diagrams 60
Chromaticity 61
TM-30 Details 62
Standard Optics-Ring - Blue Only 63
Report Summary 63
Overall Measurement 63
Beam Details 64
ISO Diagrams 65
Chromaticity 66
TM-30 Details 67
Contact Us 68

Testing Process

Total Illuminance Measurements

Illuminance is measured using the Viso Systems LabSpion®, which takes multiple measurements across a light beam to calculate the total delivered lumens, beam, and field of a product. These values can be described as the empirical output of the product as it projects from the lens or lenses. All photometric data contained in this report are obtained from the actual illuminance of the tested Chauvet light source and are never theoretical values derived from calculations.

Testing Lab Equipment and Process

The Chauvet headquarters in Davie, Florida has a climate- and light-controlled photometric testing laboratory where Chauvet products are analyzed and photometric data are measured using the Viso Systems LabSpion® light measurement solution.

This system includes a spectrometer sensor, which measures the precise light and color output of the fixture, and a two-axis goniometer, which rotates the product to allow for multi-angle and multi-directional measurement. The Viso Light Inspector software then collects and summarizes the data. From the data gathered, the software can also measure the beam and field angles, accurate color temperature, color quality, and illuminance at multiple distances. The custom-built, Chauvet-specific template presents this information in the photometric and chromaticity reports that follow.

IES (Illuminating Engineering Society) files, an industry-standard file format, are also generated from each test for easy distribution of photometric data.

Several light meters are also used for specific products or to recheck for precision. Accuracy is verified using one or more of the devices listed below:

- Sekonic SpectroMaster C-700-U
- EXTECH HD450 Datalogging Heavy Duty Light Meter
- Asensetek Essence Lighting Passport

To ensure accurate measurements in every photometric or chromaticity test, Chauvet routinely calibrates the LabSpion® system every six months as recommended by Viso Systems.

STRIKE ARRAY ULTRA

Photometrics & Chromaticity Reports

CHAUVET PROFESSIONAL

Photometric & Chromaticity Report

Strike Array Ultra: Standard Optics - Full Power

Report Summary

Measurements

Fixture Output: 64698 lm
Fixture Peak: 83080 cd
Fixture Efficacy: n/a lm/W
Intensity @ 5m: 3323 lux
Color Temperature: 6229 K
CRI: 88.3 CRI R9 Value: 77.0
CQS: 90.6
TLCI: 88
TM-30 Rf: 87.3
TM-30 Rg: 109.0
Beam Angle (50%): 48.3°
Field Angle (10%): 87.8°
Cutoff Angle (3%): 109°

Conditions

AC Supply: 112 V, 60 Hz
Power: 0.0 W
Current: 0.000 A
Power Factor: n/a

This data sheet conforms to American National Standard E1.9 – 2007 (R2017). All data was measured and calculated by a Viso Systems LabSpion Goniometer at the Chauvet PD Optics Laboratory in Davie, FL on 2/6/2026 to LM-63-2002 Standards.

Overall Measurement

Angular Beam Distribution

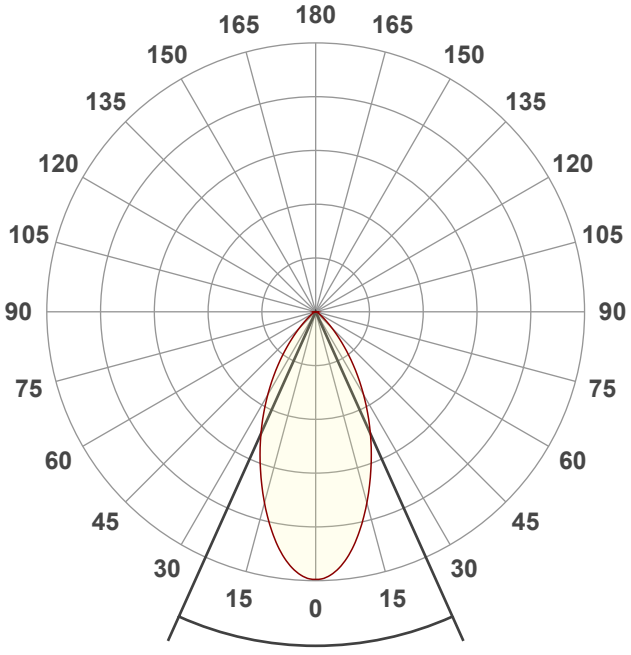

Beam Angle 48.3°

Spectral Distribution

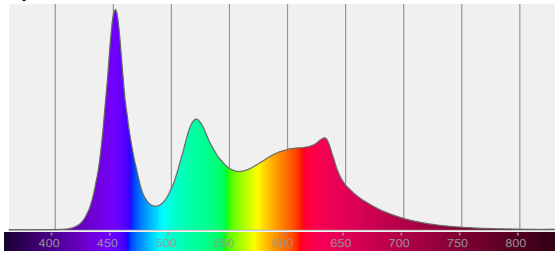

Tested Color (CIE 1931):
X: 0.320
Y: 0.308

Light Quality

CRI: 88.3

Color Temperature

6229 K

© 2026 Chauvet & Sons, LLC. All rights reserved
All product specifications, measurements and dimensions are subject to change without notice

Photometric & Chromaticity Report

Strike Array Ultra: Standard Optics - Full Power

Beam Details

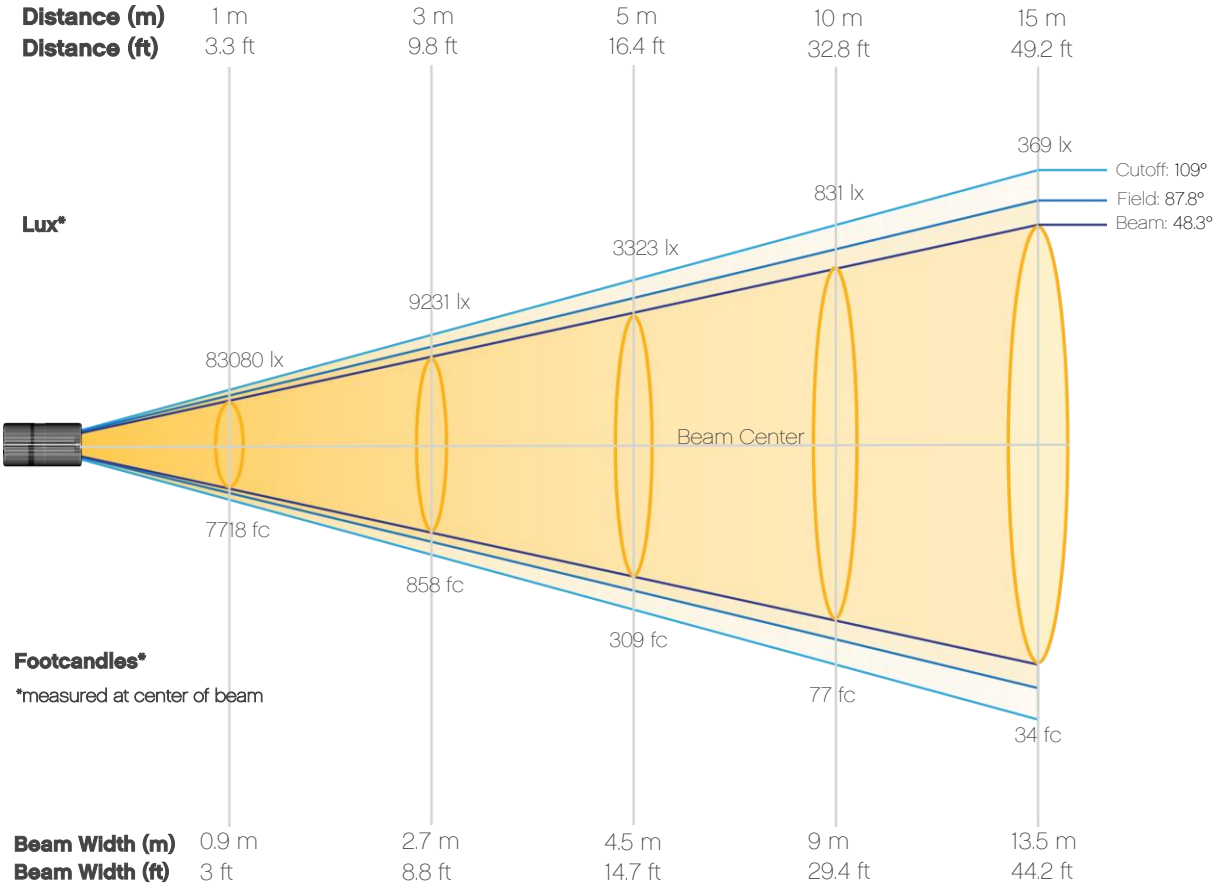

Beam Intensities from 1-20m (3.3-65.6ft)

Distance	1m	2m	3m	4m	5m	6m	7m	8m	9m	10m
Lux	83080	20770	9231	5192	3323	2308	1696	1298	1026	831
Distance	**11m**	**12m**	**13m**	**14m**	**15m**	**16m**	**17m**	**18m**	**19m**	**20m**
Lux	687	577	492	424	369	325	287	256	230	208
Distance	**3.3ft**	**6.6ft**	**9.8ft**	**13.1ft**	**16.4ft**	**19.7ft**	**23ft**	**26.2ft**	**29.5ft**	**32.8ft**
FC	7718	1930	858	482	309	214	158	121	95	77
Distance	**36.1ft**	**39.4ft**	**42.7ft**	**45.9ft**	**49.2ft**	**52.5ft**	**55.8ft**	**59.1ft**	**62.3ft**	**65.6ft**
FC	64	54	46	39	34	30	27	24	21	19

© 2026 Chauvet & Sons, LLC. All rights reserved
All product specifications, measurements and dimensions are subject to change without notice

Photometric & Chromaticity Report

Strike Array Ultra: Standard Optics - Full Power

Candela Plot



Beam Angle (50%): 48.3°
Field Angle (10%): 87.8°
Cutoff Angle (3%): 109°

Vertical Distribution
Horizontal Distribution

ISO Diagrams

ISO Candela Diagram

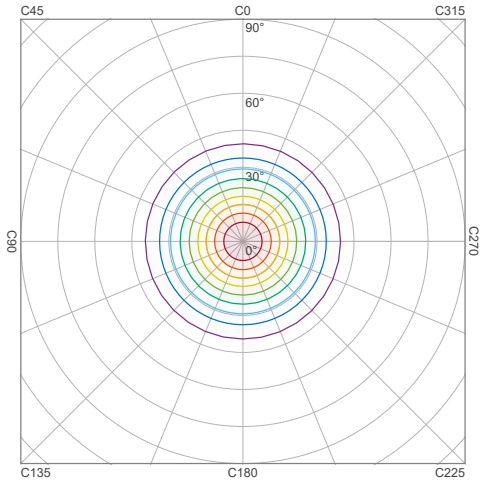

90 %	74771.8 cd
80 %	66463.8 cd
70 %	58155.9 cd
60 %	49847.9 cd
50 %	41539.9 cd
40 %	33231.9 cd
30 %	24923.9 cd
20 %	16616.0 cd
10 %	8308.0 cd

Peak intensity: 83079.8 cd
Number of c-planes: 2

ISO Lux Diagram

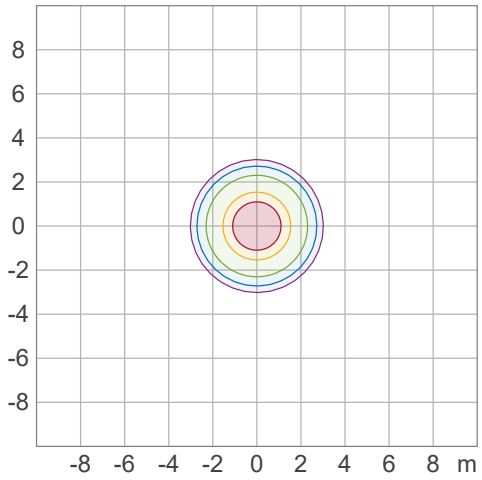

50.0 %	4615.5 lx
30.0 %	2769.3 lx
10.0 %	923.1 lx
5.0 %	461.6 lx
3.0 %	276.9 lx

Peak illuminance: 9231.1 lx
Mounting height: 3.0 m
Number of c-planes: 2

© 2026 Chauvet & Sons, LLC. All rights reserved
All product specifications, measurements and dimensions are subject to change without notice

Photometric & Chromaticity Report

Strike Array Ultra: Standard Optics - Full Power

Chromaticity

CIE 1931

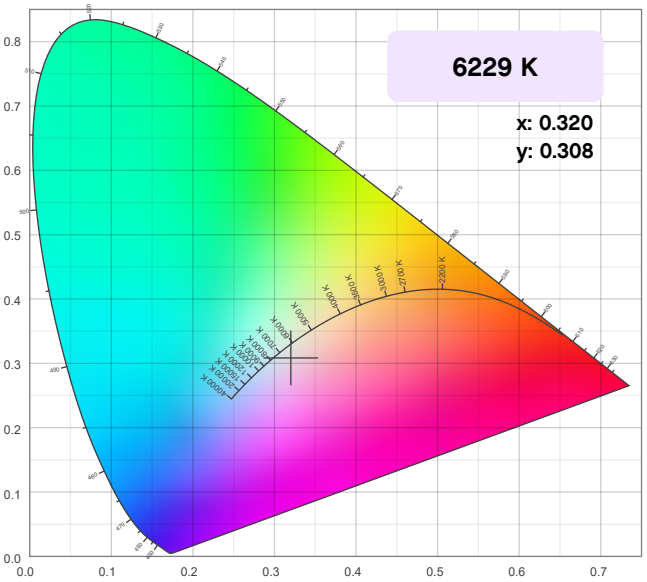

CIE 1931 - Zoom

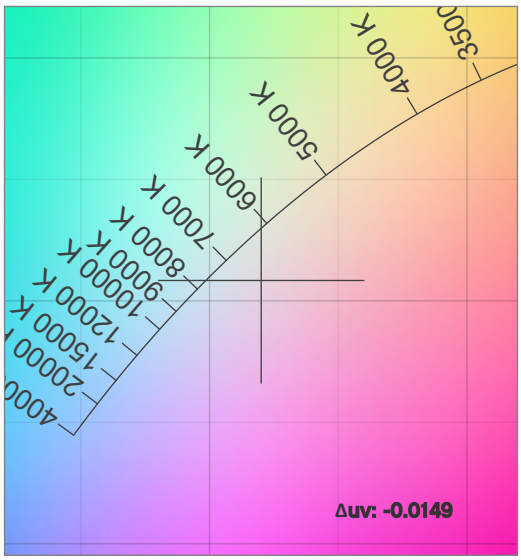

CRI: 88.3 (R1-R8)

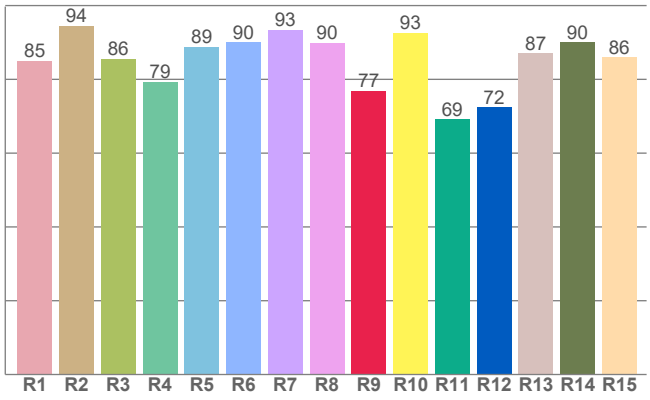

CQS: 90.6

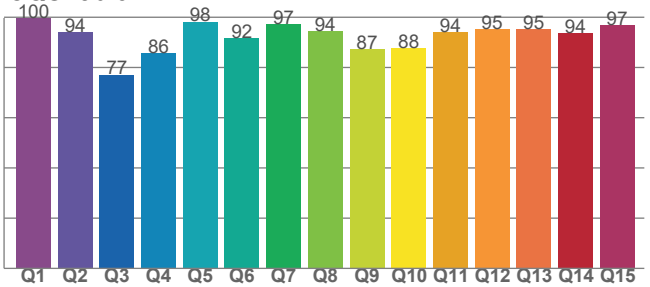

Color Parameters

Color Temperature	Color Coordinate CIE 1931	Color Coordinate CIE 1931
CCT	x	y
6229 K	0.320	0.308

Color Deviation from Black Body Curve	Color Coordinate CIE 1964	Color Coordinate CIE 1964
Δuv	y	u
-0.0149	0.308	0.211

Color Rendering Index	Red Component	Color Quality Scale
CRI	CRI - R9	CQS
88.3	77.0	90.6

Television Lighting Consistency Index	Color Fidelity	Color Gamut
TLCI	TM30 - Rf	TM30 Rg
88	87.3	109.0

© 2026 Chauvet & Sons, LLC. All rights reserved
All product specifications, measurements and dimensions are subject to change without notice

Photometric & Chromaticity Report

Strike Array Ultra: Standard Optics - Full Power

TM-30 Details

Rf 87.3
Fidelity Index
(Rg)

Rg 109.0
Gammut Index
(Rg)

		Graphic shifts (%)	
Hue Bin	R_f	Chroma	Hue
1	92	2%	0%
2	92	2%	2%
3	90	2%	4%
4	90	1%	5%
5	87	1%	5%
6	86	8%	6%
7	87	9%	2%
8	90	4%	2%
9	91	0%	4%
10	85	-2%	9%
11	78	3%	14%
12	86	4%	9%
13	88	8%	7%
14	83	7%	8%
15	81	16%	-4%
16	90	5%	1%

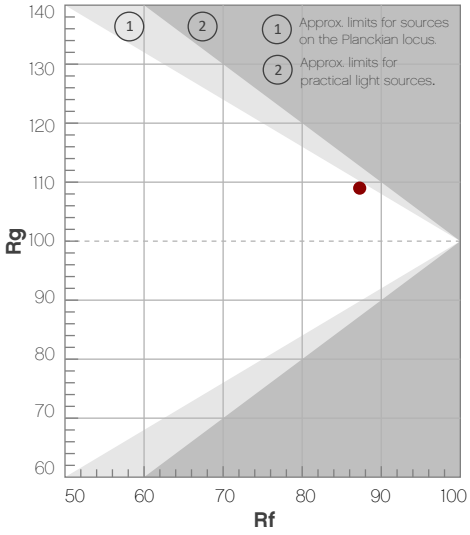

Color Vector Graphic

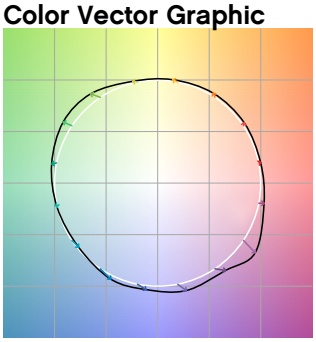

Color Distortion Graphic



Rf by Hue

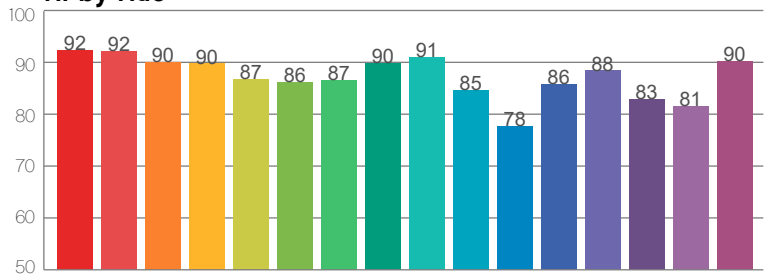

Local Chroma Shift by Hue

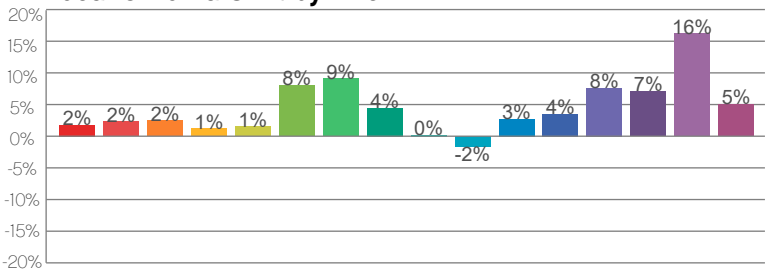

Color Evaluation Sample

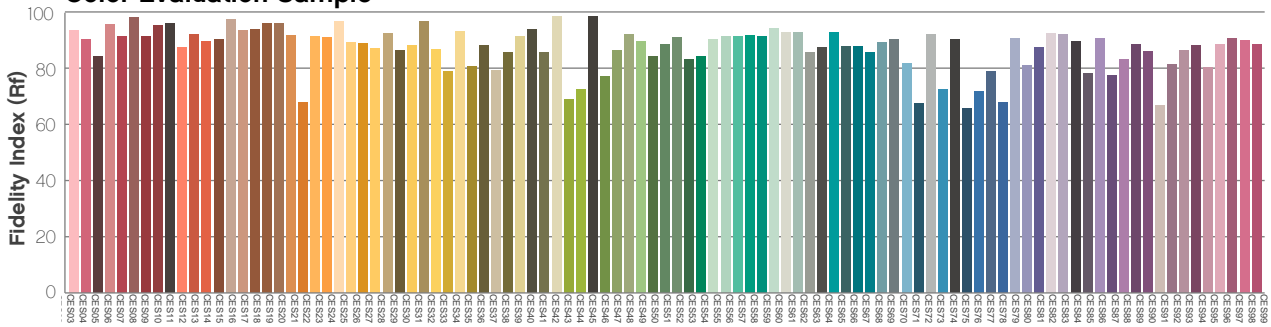

© 2026 Chauvet & Sons, LLC. All rights reserved
All product specifications, measurements and dimensions are subject to change without notice

Photometric & Chromaticity Report

Strike Array Ultra: Standard Optics - 3200K

Report Summary

Measurements

Fixture Output: 59521 lm
Fixture Peak: 76393 cd
Fixture Efficacy: n/a lm/W
Intensity @ 5m: 3056 lux
Color Temperature: 3231 K
CRI: 94.6 CRI R9 Value: 92.6
CQS: 93.0
TLCI: 82
TM-30 Rf: 92.3
TM-30 Rg: 105.8
Beam Angle (50%): 48.4°
Field Angle (10%): 87.9°
Cutoff Angle (3%): 108.9°

Conditions

AC Supply: 112 V, 60 Hz
Power: 0.0 W
Current: 0.000 A
Power Factor: n/a

This data sheet conforms to American National Standard E1.9 – 2007 (R2017). All data was measured and calculated by a Viso Systems LabSpion Goniometer at the Chauvet PD Optics Laboratory in Davie, FL on 2/5/2026 to LM-63-2002 Standards.

Overall Measurement

Angular Beam Distribution

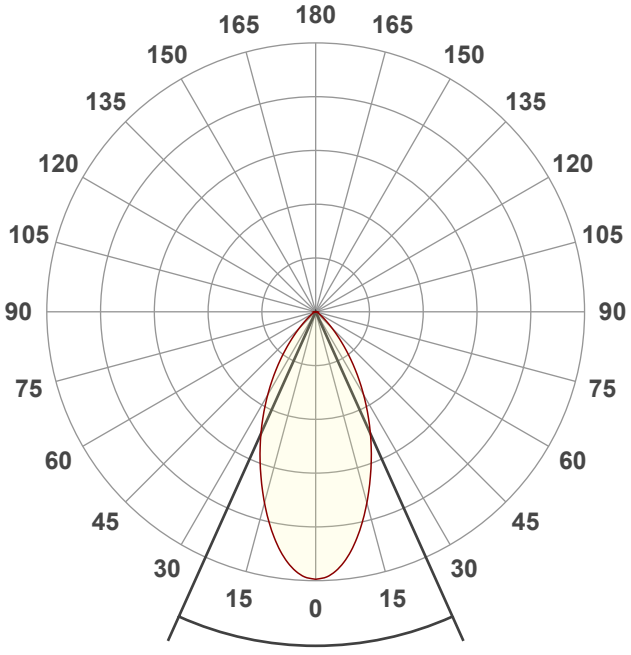

Beam Angle 48.4°

Spectral Distribution

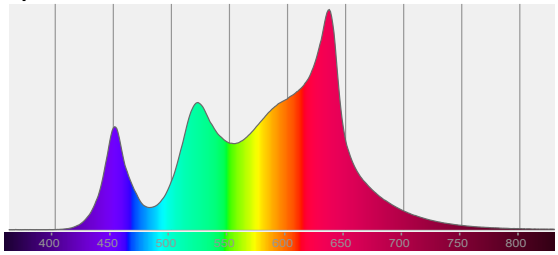

Tested Color (CIE 1931):
X: 0.421
Y: 0.397

Light Quality

CRI: 94.6

Color Temperature

3231 K

© 2026 Chauvet & Sons, LLC. All rights reserved
All product specifications, measurements and dimensions are subject to change without notice

Photometric & Chromaticity Report

Strike Array Ultra: Standard Optics - 3200K

Beam Details

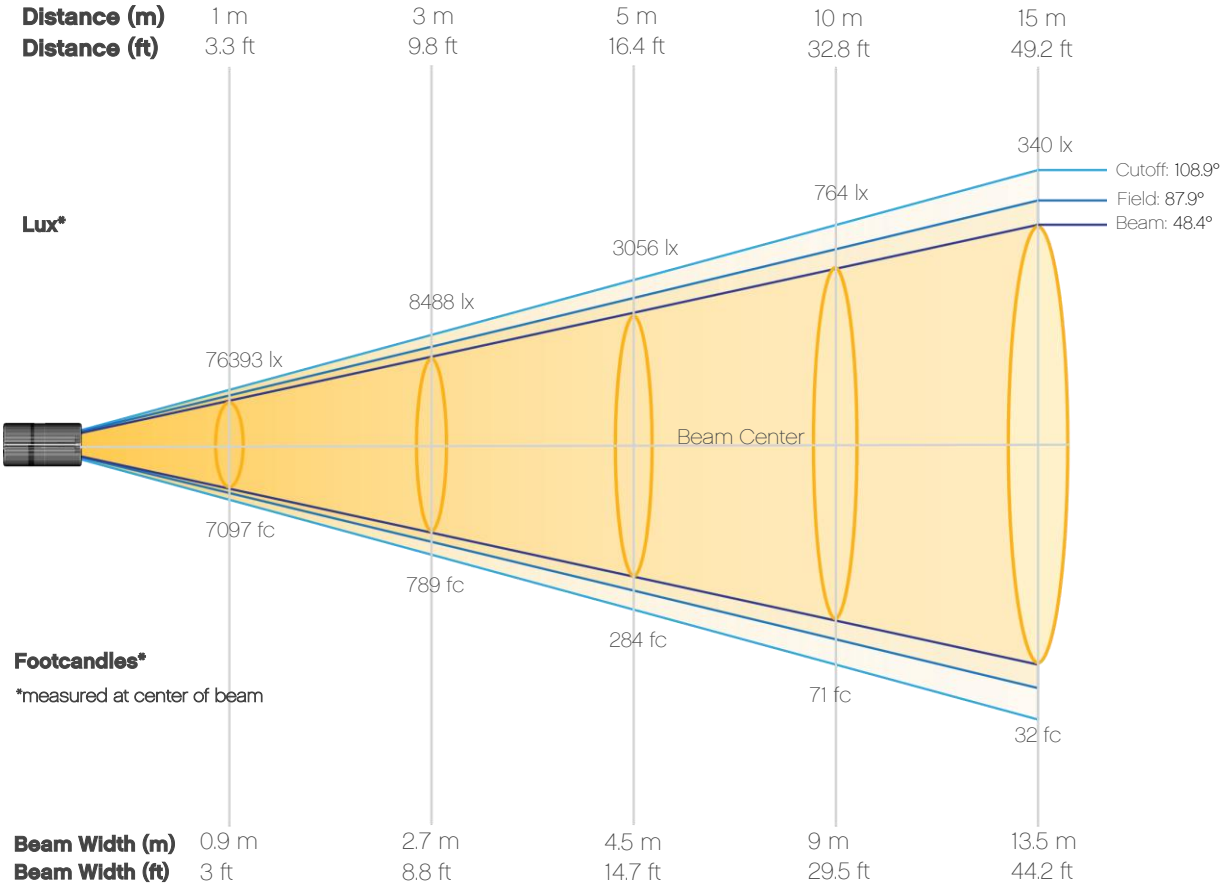

Beam Intensities from 1-20m (3.3-65.6ft)

Distance	1m	2m	3m	4m	5m	6m	7m	8m	9m	10m
Lux	76393	19098	8488	4775	3056	2122	1559	1194	943	764
Distance	**11m**	**12m**	**13m**	**14m**	**15m**	**16m**	**17m**	**18m**	**19m**	**20m**
Lux	631	531	452	390	340	298	264	236	212	191
Distance	**3.3ft**	**6.6ft**	**9.8ft**	**13.1ft**	**16.4ft**	**19.7ft**	**23ft**	**26.2ft**	**29.5ft**	**32.8ft**
FC	7097	1774	789	444	284	197	145	111	88	71
Distance	**36.1ft**	**39.4ft**	**42.7ft**	**45.9ft**	**49.2ft**	**52.5ft**	**55.8ft**	**59.1ft**	**62.3ft**	**65.6ft**
FC	59	49	42	36	32	28	25	22	20	18

© 2026 Chauvet & Sons, LLC. All rights reserved
All product specifications, measurements and dimensions are subject to change without notice

Photometric & Chromaticity Report

Strike Array Ultra: Standard Optics - 3200K

Candela Plot

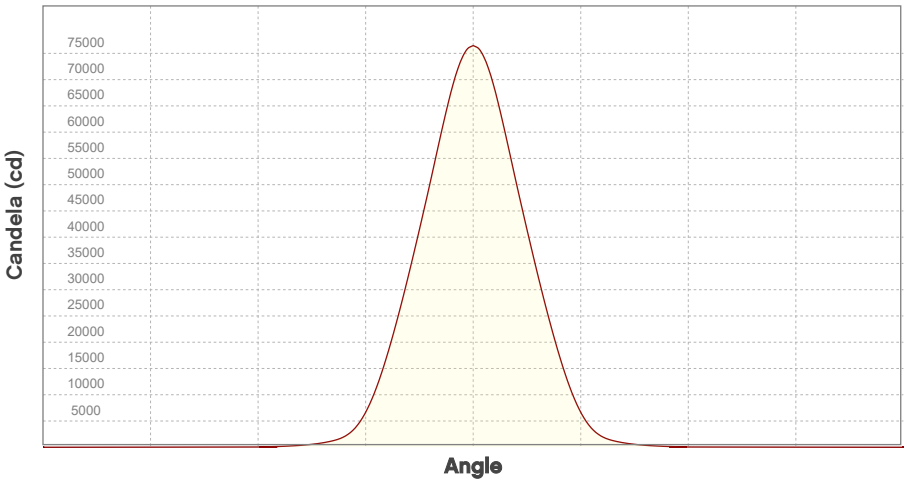

Beam Angle (50%): 48.4°
Field Angle (10%): 87.9°
Cutoff Angle (3%): 108.9°

Vertical Distribution
Horizontal Distribution

ISO Diagrams

ISO Candela Diagram

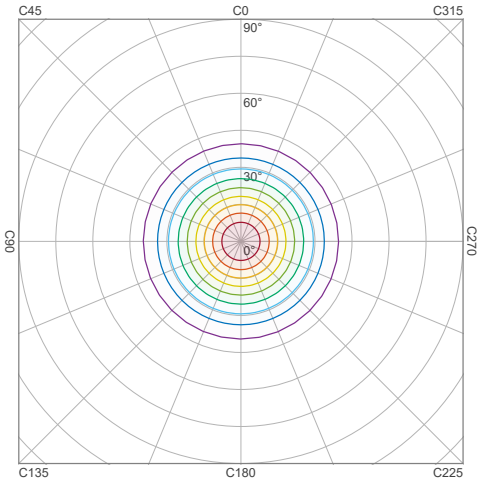

90 %	68753.9 cd
80 %	61114.6 cd
70 %	53475.3 cd
60 %	45836.0 cd
50 %	38196.6 cd
40 %	30557.3 cd
30 %	22918.0 cd
20 %	15278.7 cd
10 %	7639.3 cd

Peak intensity: 76393.3 cd
Number of c-planes: 2

ISO Lux Diagram

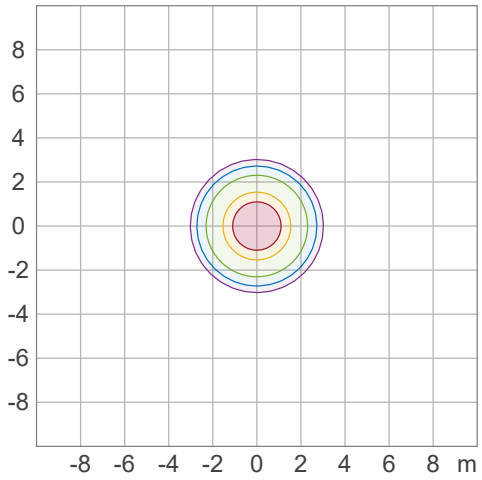

50.0 %	4244.1 lx
30.0 %	2546.4 lx
10.0 %	848.8 lx
5.0 %	424.4 lx
3.0 %	254.6 lx

Peak illuminance: 8488.1 lx
Mounting height: 3.0 m
Number of c-planes: 2

© 2026 Chauvet & Sons, LLC. All rights reserved
All product specifications, measurements and dimensions are subject to change without notice

Photometric & Chromaticity Report

Strike Array Ultra: Standard Optics - 3200K

Chromaticity

CIE 1931

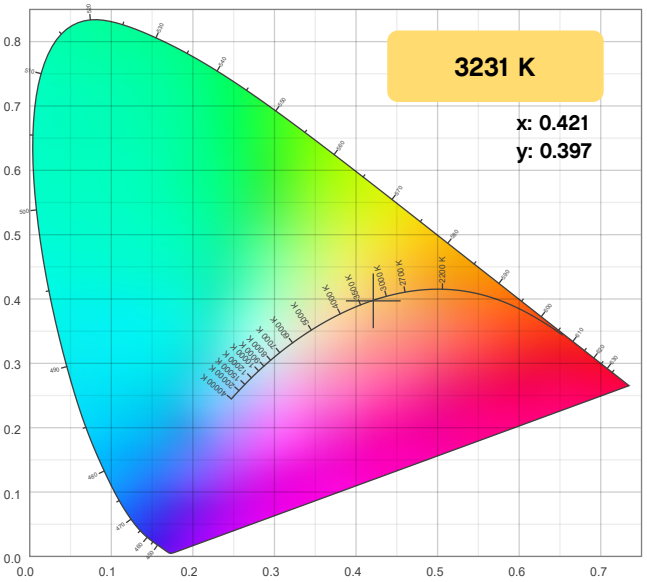

CIE 1931 - Zoom

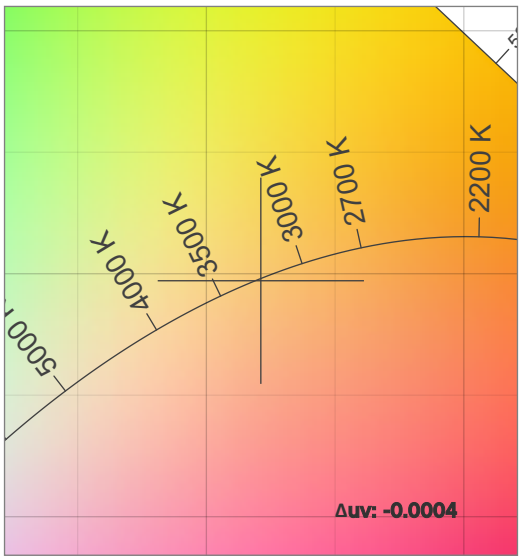

CRI: 94.6 (R1-R8)

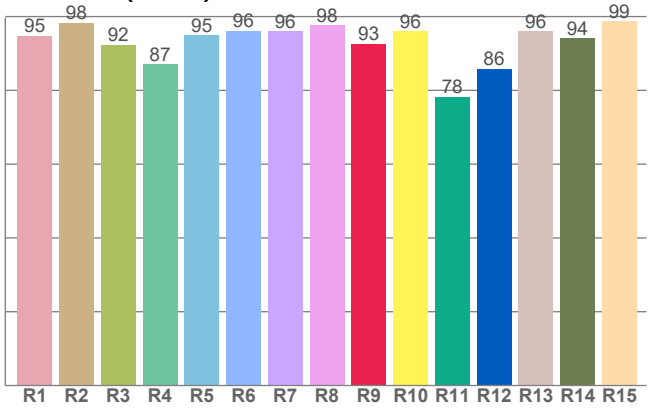

CQS: 93.0

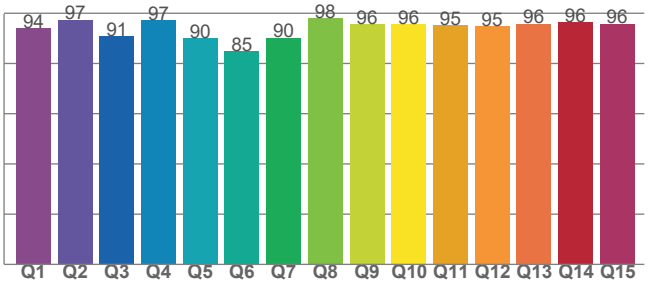

Color Parameters

Color Temperature	Color Coordinate CIE 1931	Color Coordinate CIE 1931
CCT	x	y
3231 K	0.421	0.397

Color Deviation from Black Body Curve	Color Coordinate CIE 1964	Color Coordinate CIE 1964
Δuv	y	u
-0.0004	0.397	0.243

Color Rendering Index	Red Component	Color Quality Scale
CRI	CRI - R9	CQS
94.6	92.6	93.0

Television Lighting Consistency Index	Color Fidelity	Color Gamut
TLCI	TM30 - Rf	TM30 Rg
82	92.3	105.8

© 2026 Chauvet & Sons, LLC. All rights reserved
All product specifications, measurements and dimensions are subject to change without notice

Photometric & Chromaticity Report

Strike Array Ultra: Standard Optics - 3200K

TM-30 Details

Rf 92.3
Fidelity Index (Rg)

Rg 105.8
Gammut Index (Rg)

		Graphic shifts (%)	
Hue Bin	R_f	Chroma	Hue
1	95	0%	-2%
2	96	0%	0%
3	94	1%	2%
4	96	1%	2%
5	92	2%	4%
6	87	8%	4%
7	91	5%	-1%
8	87	8%	-4%
9	93	2%	-3%
10	95	-1%	-1%
11	92	0%	4%
12	90	6%	-1%
13	92	4%	-3%
14	91	5%	-4%
15	91	3%	-3%
16	88	3%	-9%

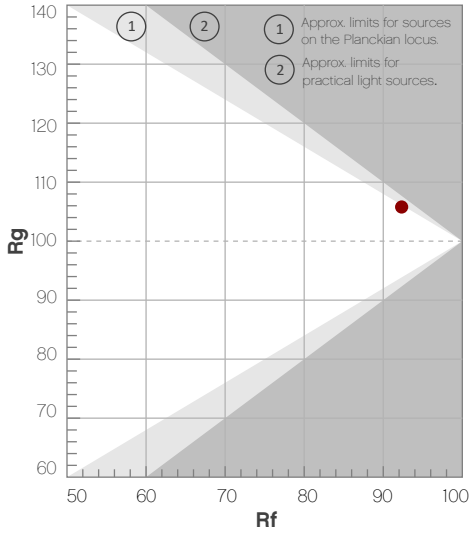

Color Vector Graphic

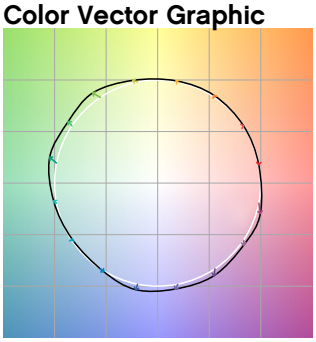

Color Distortion Graphic



Rf by Hue

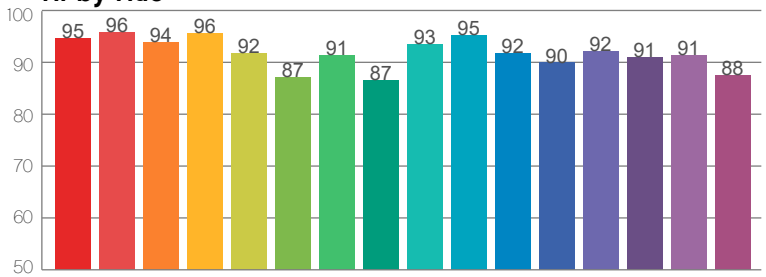

Local Chroma Shift by Hue

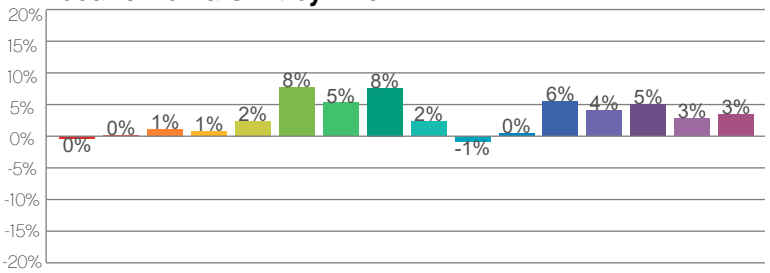

Color Evaluation Sample

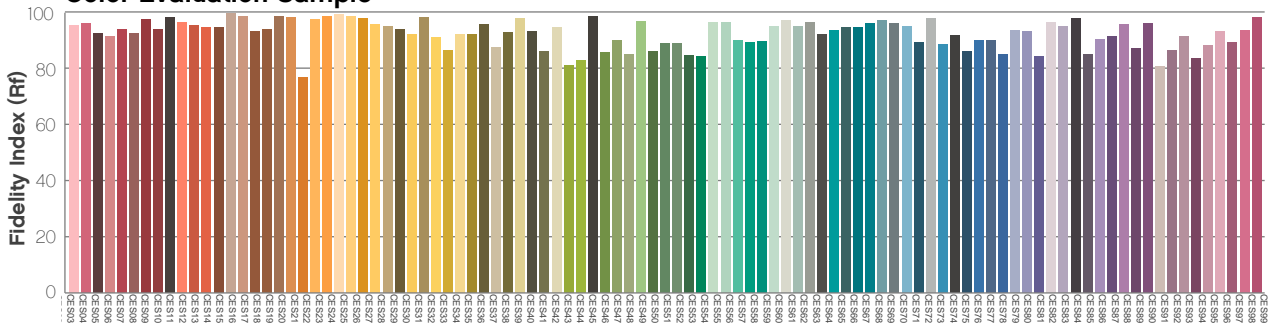

© 2026 Chauvet & Sons, LLC. All rights reserved
All product specifications, measurements and dimensions are subject to change without notice

Photometric & Chromaticity Report

Strike Array Ultra: Standard Optics - 4000K

Report Summary

Measurements

Fixture Output: 59230 lm
Fixture Peak: 75921 cd
Fixture Efficacy: n/a lm/W
Intensity @ 5m: 3037 lux
Color Temperature: 4039 K
CRI: 94.3 CRI R9 Value: 93.2
CQS: 94.1
TLCI: 84
TM-30 Rf: 91.8
TM-30 Rg: 105.1
Beam Angle (50%): 48.4°
Field Angle (10%): 87.9°
Cutoff Angle (3%): 108.9°

Conditions

AC Supply: 113 V, 60 Hz
Power: 0.0 W
Current: 0.000 A
Power Factor: n/a

This data sheet conforms to American National Standard E1.9 – 2007 (R2017). All data was measured and calculated by a Viso Systems LabSpion Goniometer at the Chauvet PD Optics Laboratory in Davie, FL on 2/5/2026 to LM-63-2002 Standards.

Overall Measurement

Angular Beam Distribution

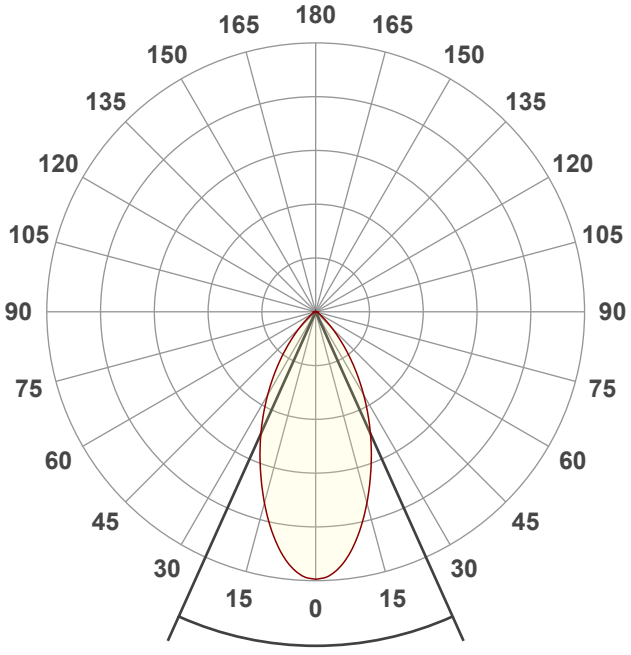

Beam Angle 48.4°

Spectral Distribution

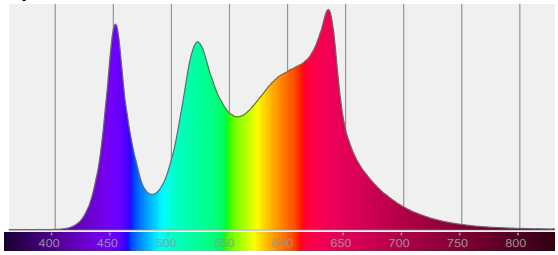

Tested Color (CIE 1931):
X: 0.378
Y: 0.374

Light Quality

CRI: 94.3

Color Temperature

4039 K

© 2026 Chauvet & Sons, LLC. All rights reserved
All product specifications, measurements and dimensions are subject to change without notice

Photometric & Chromaticity Report

Strike Array Ultra: Standard Optics - 4000K

Beam Details

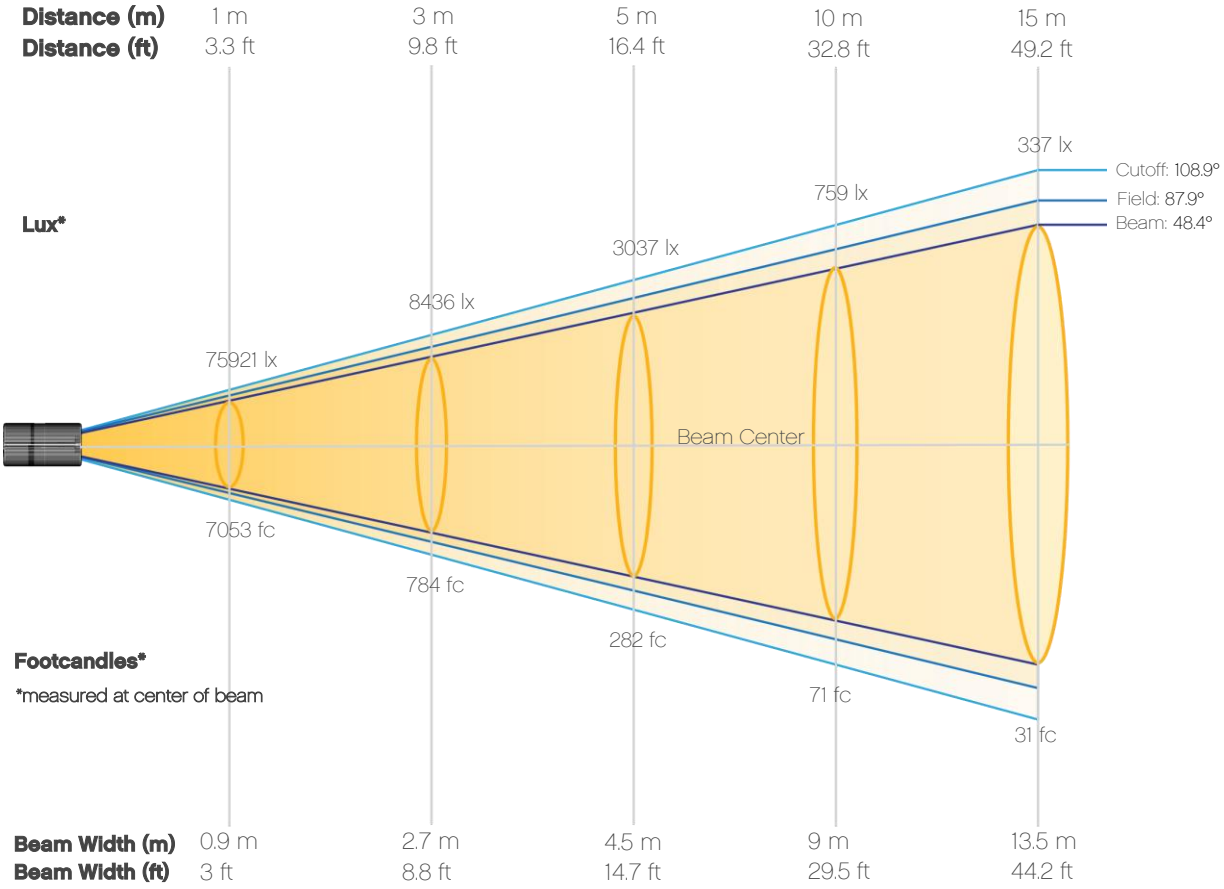

Beam Intensities from 1-20m (3.3-65.6ft)

Distance	1m	2m	3m	4m	5m	6m	7m	8m	9m	10m
Lux	75921	18980	8436	4745	3037	2109	1549	1186	937	759
Distance	**11m**	**12m**	**13m**	**14m**	**15m**	**16m**	**17m**	**18m**	**19m**	**20m**
Lux	627	527	449	387	337	297	263	234	210	190
Distance	**3.3ft**	**6.6ft**	**9.8ft**	**13.1ft**	**16.4ft**	**19.7ft**	**23ft**	**26.2ft**	**29.5ft**	**32.8ft**
FC	7053	1763	784	441	282	196	144	110	87	71
Distance	**36.1ft**	**39.4ft**	**42.7ft**	**45.9ft**	**49.2ft**	**52.5ft**	**55.8ft**	**59.1ft**	**62.3ft**	**65.6ft**
FC	58	49	42	36	31	28	24	22	20	18

© 2026 Chauvet & Sons, LLC. All rights reserved
All product specifications, measurements and dimensions are subject to change without notice

Photometric & Chromaticity Report

Strike Array Ultra: Standard Optics - 4000K

Candela Plot

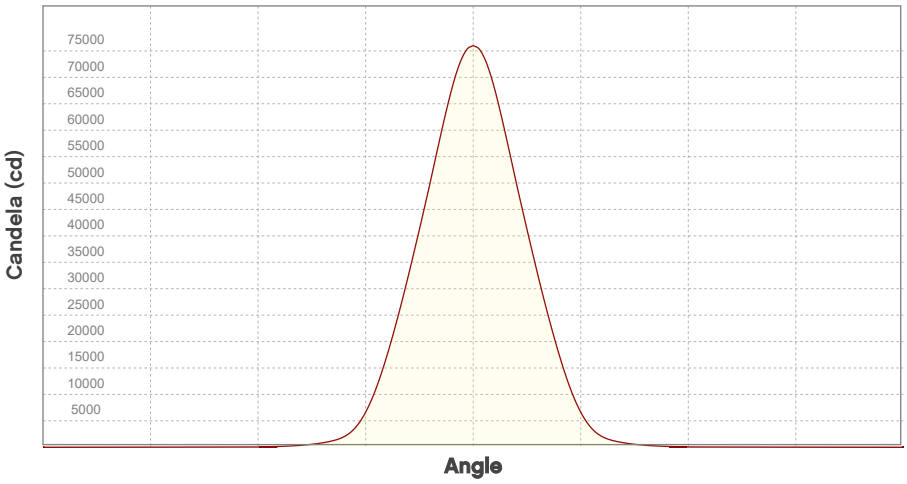

Beam Angle (50%): 48.4°
Field Angle (10%): 87.9°
Cutoff Angle (3%): 108.9°

Vertical Distribution
Horizontal Distribution

ISO Diagrams

ISO Candela Diagram

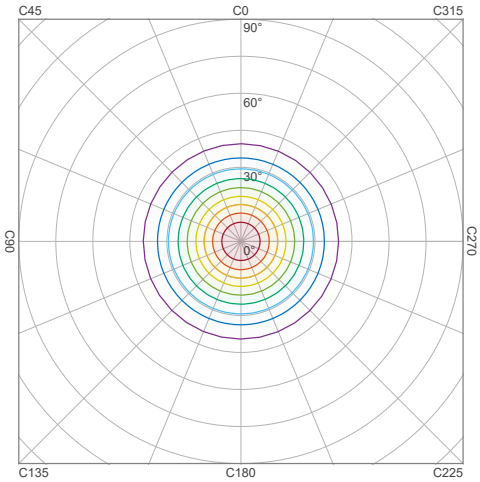

90 %	68329.0 cd
80 %	60736.9 cd
70 %	53144.8 cd
60 %	45552.7 cd
50 %	37960.6 cd
40 %	30368.4 cd
30 %	22776.3 cd
20 %	15184.2 cd
10 %	7592.1 cd

Peak intensity: 75921.1 cd
Number of c-planes: 2

ISO Lux Diagram

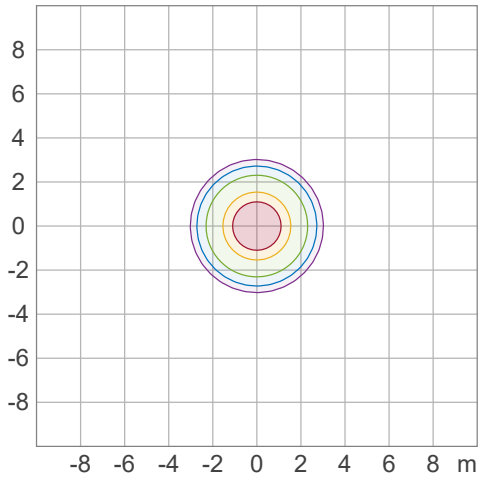

50.0 %	4217.8 lx
30.0 %	2530.7 lx
10.0 %	843.6 lx
5.0 %	421.8 lx
3.0 %	253.1 lx

Peak illuminance: 8435.7 lx
Mounting height: 3.0 m
Number of c-planes: 2

© 2026 Chauvet & Sons, LLC. All rights reserved
All product specifications, measurements and dimensions are subject to change without notice

Photometric & Chromaticity Report

Strike Array Ultra: Standard Optics - 4000K

Chromaticity

CIE 1931

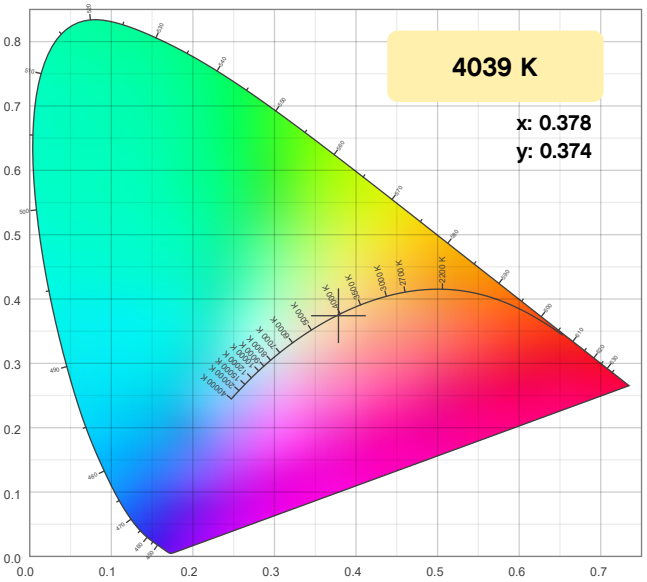

CIE 1931 - Zoom

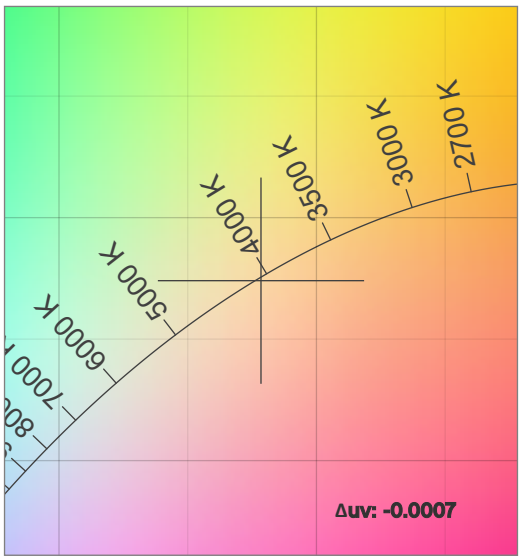

CRI: 94.3 (R1-R8)

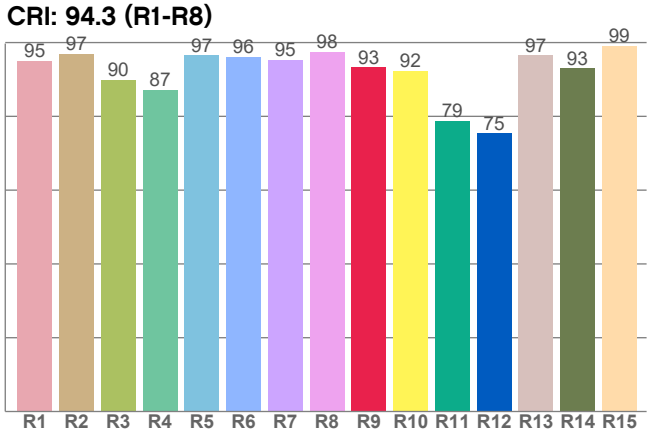

CQS: 94.1

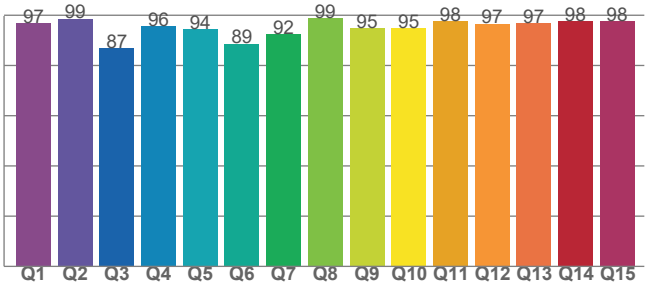

Color Parameters

Color Temperature	Color Coordinate CIE 1931	Color Coordinate CIE 1931
CCT	x	y
4039 K	0.378	0.374

Color Deviation from Black Body Curve	Color Coordinate CIE 1964	Color Coordinate CIE 1964
Δuv	y	u
-0.0007	0.374	0.225

Color Rendering Index	Red Component	Color Quality Scale
CRI	CRI - R9	CQS
94.3	93.2	94.1

Television Lighting Consistency Index	Color Fidelity	Color Gamut
TLCI	TM30 - Rf	TM30 Rg
84	91.8	105.1

© 2026 Chauvet & Sons, LLC. All rights reserved
All product specifications, measurements and dimensions are subject to change without notice

Photometric & Chromaticity Report

Strike Array Ultra: Standard Optics - 4000K

TM-30 Details

Rf 91.8
Fidelity Index (Rg)

Rg 105.1
Gammut Index (Rg)

		Graphic shifts (%)	
Hue Bin	R_f	Chroma	Hue
1	95	0%	-1%
2	96	1%	0%
3	95	1%	2%
4	95	0%	2%
5	90	1%	4%
6	89	7%	4%
7	90	6%	0%
8	90	4%	-1%
9	94	1%	0%
10	94	-3%	2%
11	87	2%	8%
12	88	4%	5%
13	91	6%	-1%
14	93	4%	3%
15	89	5%	-5%
16	88	4%	-7%

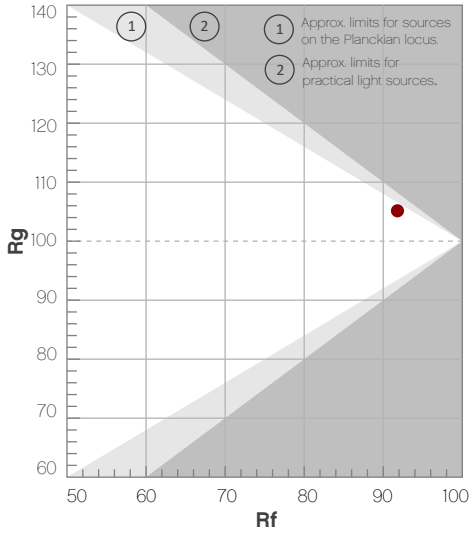

Color Vector Graphic

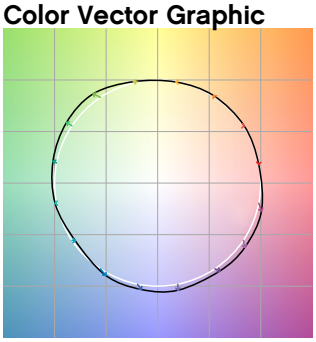

Color Distortion Graphic



Rf by Hue

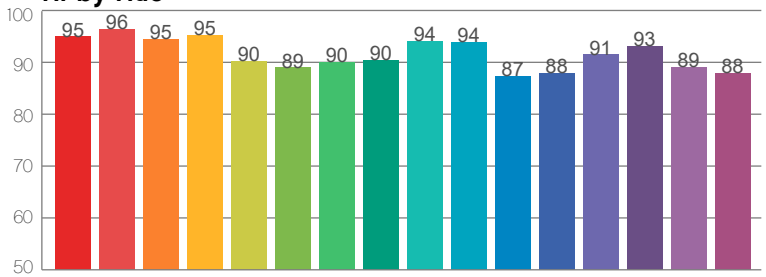

Local Chroma Shift by Hue

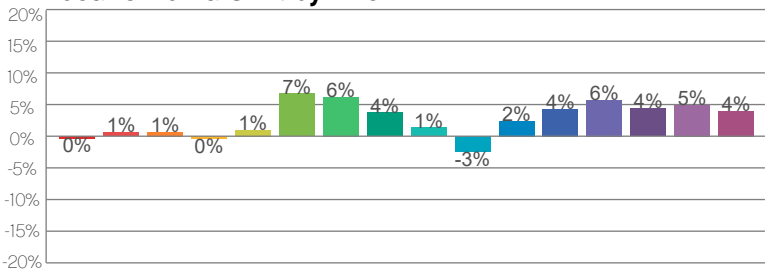

Color Evaluation Sample

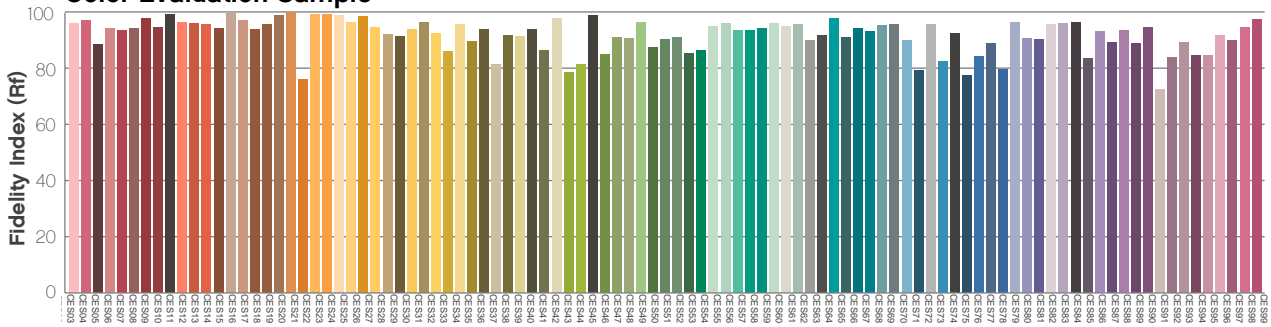

© 2026 Chauvet & Sons, LLC. All rights reserved
All product specifications, measurements and dimensions are subject to change without notice

Photometric & Chromaticity Report

Strike Array Ultra: Standard Optics - 5600K

Report Summary

Measurements

Fixture Output: 46558 lm
Fixture Peak: 59581 cd
Fixture Efficacy: n/a lm/W
Intensity @ 5m: 2383 lux
Color Temperature: 5668 K
CRI: 92.7 CRI R9 Value: 97.6
CQS: 93.0
TLCI: 89
TM-30 Rf: 90.5
TM-30 Rg: 105.7
Beam Angle (50%): 48.4°
Field Angle (10%): 87.9°
Cutoff Angle (3%): 109.1°

Conditions

AC Supply: 114 V, 60 Hz
Power: 0.0 W
Current: 0.000 A
Power Factor: n/a

This data sheet conforms to American National Standard E1.9 – 2007 (R2017). All data was measured and calculated by a Viso Systems LabSpion Goniometer at the Chauvet PD Optics Laboratory in Davie, FL on 2/5/2026 to LM-63-2002 Standards.

Overall Measurement

Angular Beam Distribution

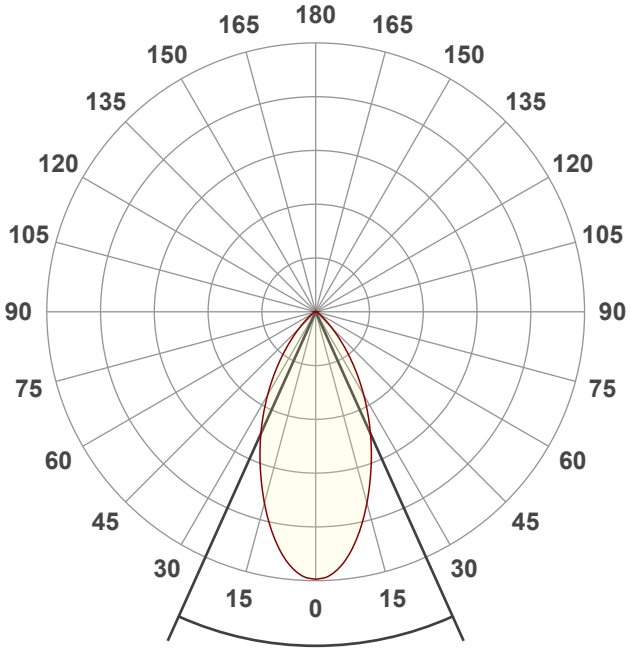

Beam Angle 48.4°

Spectral Distribution

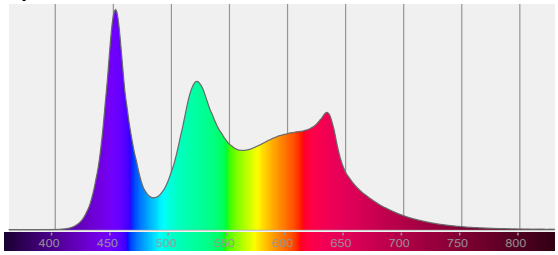

Tested Color (CIE 1931):
X: 0.329
Y: 0.340

Light Quality

CRI: 92.7

Color Temperature

5668 K

© 2026 Chauvet & Sons, LLC. All rights reserved
All product specifications, measurements and dimensions are subject to change without notice

Photometric & Chromaticity Report

Strike Array Ultra: Standard Optics - 5600K

Beam Details

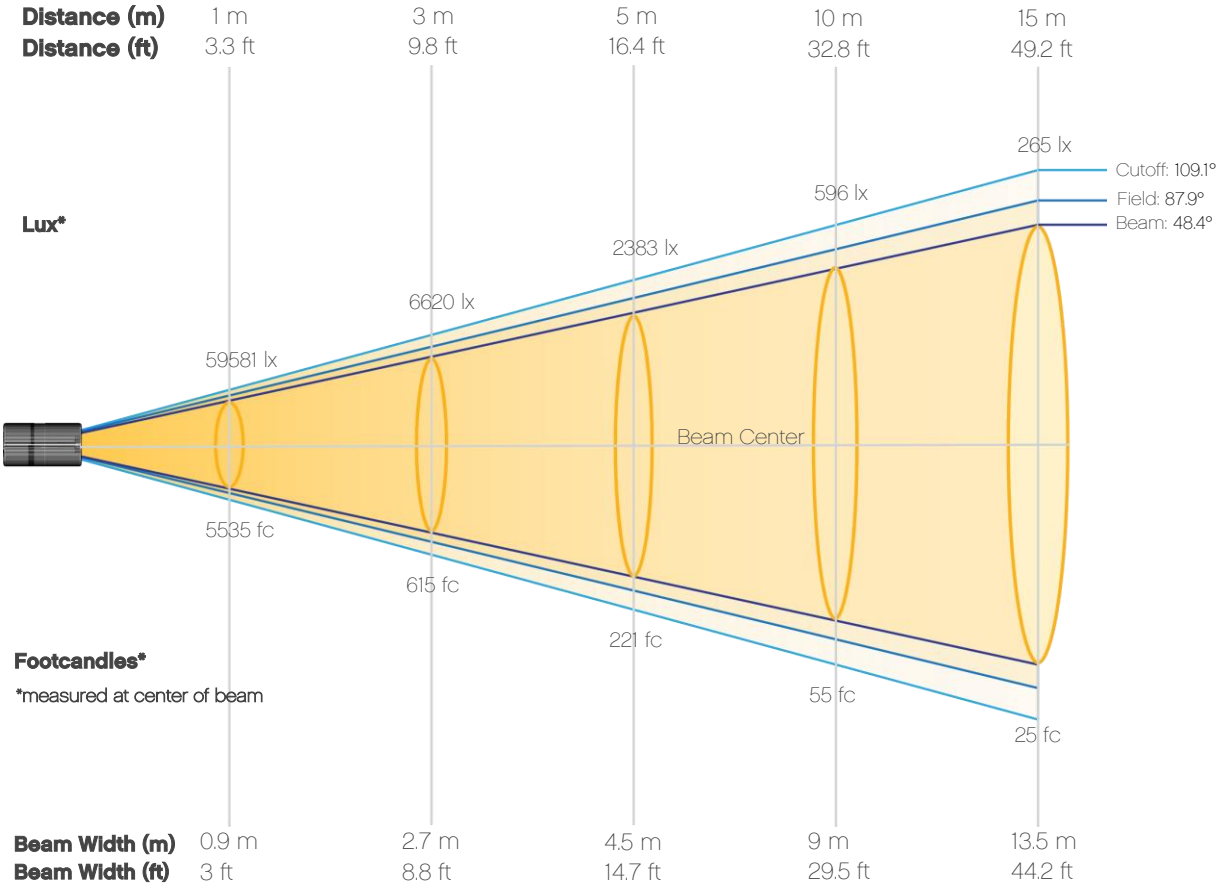

Beam Intensities from 1-20m (3.3-65.6ft)

Distance	1m	2m	3m	4m	5m	6m	7m	8m	9m	10m
Lux	59581	14895	6620	3724	2383	1655	1216	931	736	596
Distance	**11m**	**12m**	**13m**	**14m**	**15m**	**16m**	**17m**	**18m**	**19m**	**20m**
Lux	492	414	353	304	265	233	206	184	165	149
Distance	**3.3ft**	**6.6ft**	**9.8ft**	**13.1ft**	**16.4ft**	**19.7ft**	**23ft**	**26.2ft**	**29.5ft**	**32.8ft**
FC	5535	1384	615	346	221	154	113	86	68	55
Distance	**36.1ft**	**39.4ft**	**42.7ft**	**45.9ft**	**49.2ft**	**52.5ft**	**55.8ft**	**59.1ft**	**62.3ft**	**65.6ft**
FC	46	38	33	28	25	22	19	17	15	14

© 2026 Chauvet & Sons, LLC. All rights reserved
All product specifications, measurements and dimensions are subject to change without notice

Photometric & Chromaticity Report

Strike Array Ultra: Standard Optics - 5600K

Candela Plot

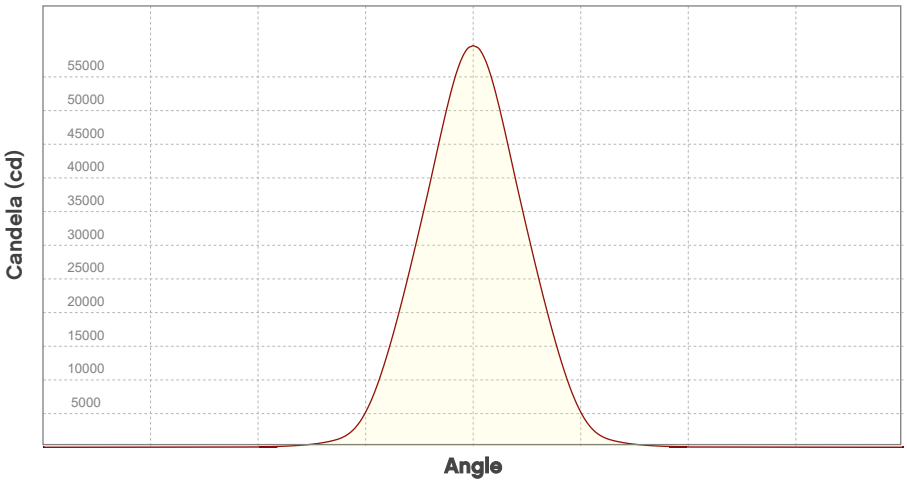

Beam Angle (50%): 48.4°
Field Angle (10%): 87.9°
Cutoff Angle (3%): 109.1°

Vertical Distribution
Horizontal Distribution

ISO Diagrams

ISO Candela Diagram

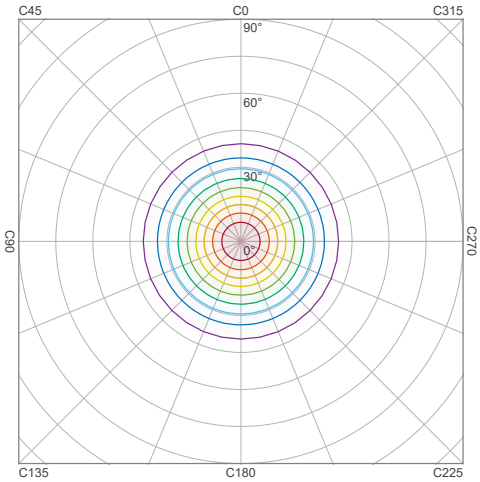

90 %	53622.6 cd
80 %	47664.5 cd
70 %	41706.5 cd
60 %	35748.4 cd
50 %	29790.3 cd
40 %	23832.3 cd
30 %	17874.2 cd
20 %	11916.1 cd
10 %	5958.1 cd

Peak intensity: 59580.7 cd
Number of c-planes: 2

ISO Lux Diagram

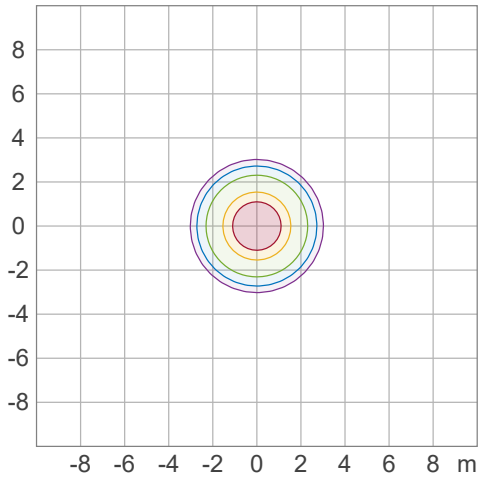

50.0 %	3310.0 lx
30.0 %	1986.0 lx
10.0 %	662.0 lx
5.0 %	331.0 lx
3.0 %	198.6 lx

Peak illuminance: 6620.1 lx
Mounting height: 3.0 m
Number of c-planes: 2

© 2026 Chauvet & Sons, LLC. All rights reserved
All product specifications, measurements and dimensions are subject to change without notice

Photometric & Chromaticity Report

Strike Array Ultra: Standard Optics - 5600K

Chromaticity

CIE 1931

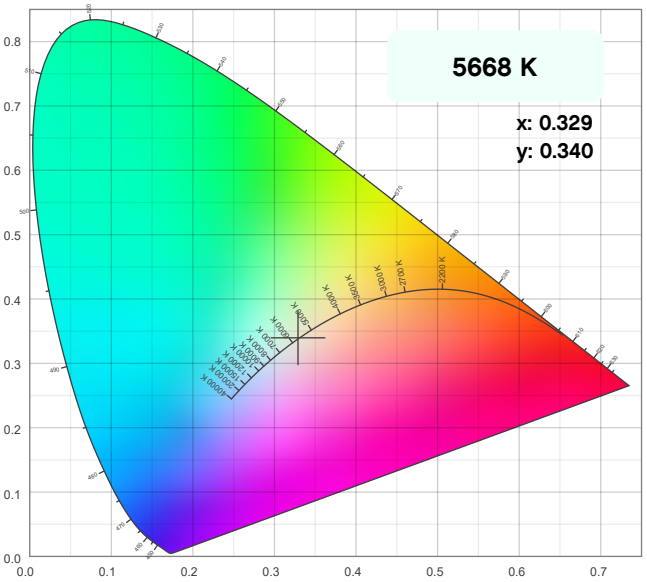

CIE 1931 - Zoom

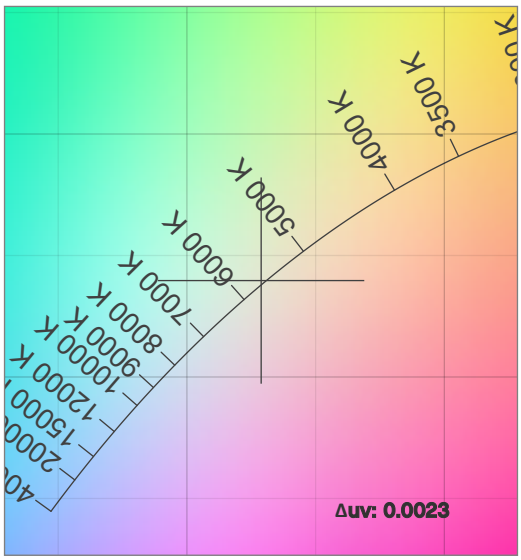

CRI: 92.7 (R1-R8)

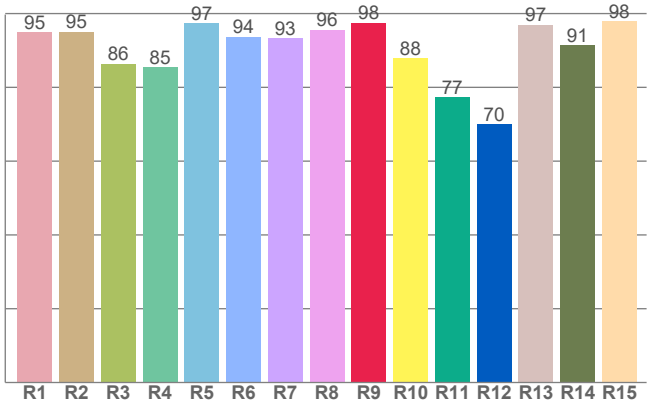

CQS: 93.0

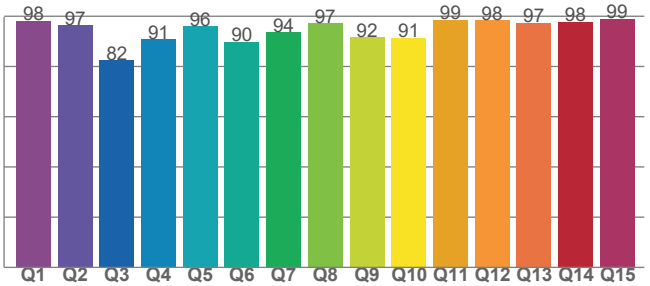

Color Parameters

Color Temperature	Color Coordinate CIE 1931	Color Coordinate CIE 1931
CCT	x	y
5668 K	0.329	0.340

Color Deviation from Black Body Curve	Color Coordinate CIE 1964	Color Coordinate CIE 1964
Δuv	y	u
0.0023	0.340	0.205

Color Rendering Index	Red Component	Color Quality Scale
CRI	CRI - R9	CQS
92.7	97.6	93.0

Television Lighting Consistency Index	Color Fidelity	Color Gamut
TLCI	TM30 - Rf	TM30 Rg
89	90.5	105.7

© 2026 Chauvet & Sons, LLC. All rights reserved
All product specifications, measurements and dimensions are subject to change without notice

Photometric & Chromaticity Report

Strike Array Ultra: Standard Optics - 5600K

TM-30 Details

Rf 90.5
Fidelity Index (Rg)

Rg 105.7
Gammut Index (Rg)

		Graphic shifts (%)	
Hue Bin	R_f	Chroma	Hue
1	95	0%	-1%
2	97	1%	0%
3	94	1%	2%
4	93	0%	3%
5	88	1%	4%
6	89	7%	4%
7	90	6%	0%
8	93	2%	-1%
9	94	-2%	2%
10	91	-2%	5%
11	81	2%	12%
12	90	3%	6%
13	92	6%	3%
14	88	6%	3%
15	84	12%	-7%
16	93	4%	-2%

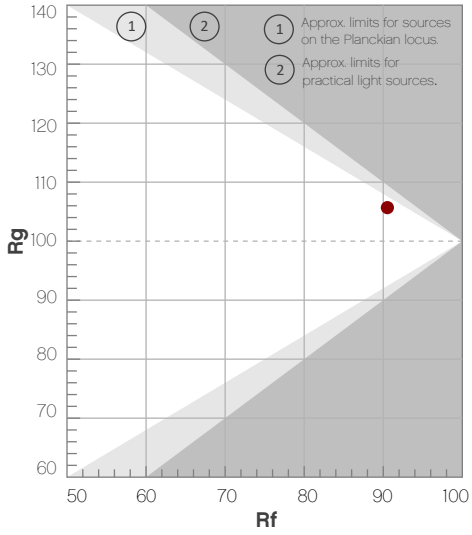

Color Vector Graphic

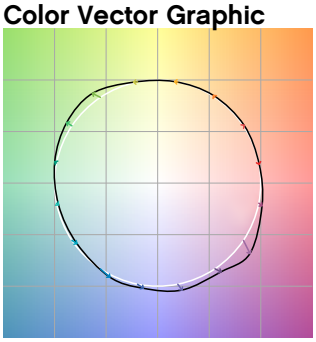

Color Distortion Graphic



Rf by Hue

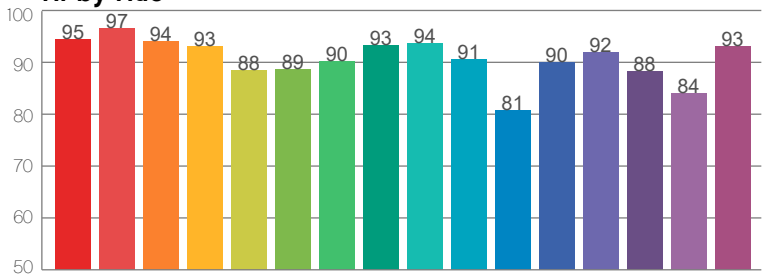

Local Chroma Shift by Hue

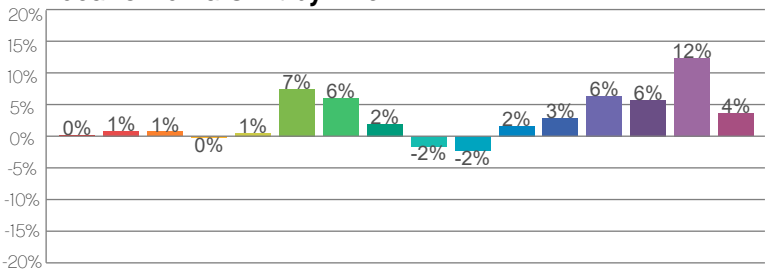

Color Evaluation Sample

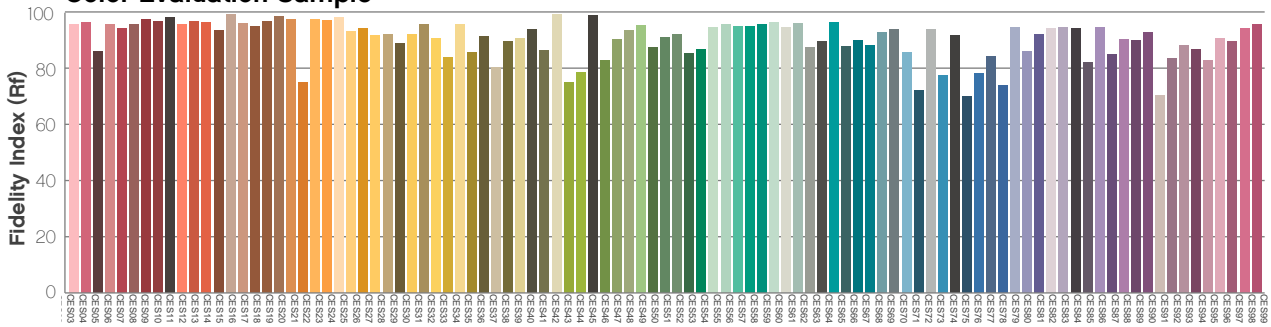

© 2026 Chauvet & Sons, LLC. All rights reserved
All product specifications, measurements and dimensions are subject to change without notice

Photometric & Chromaticity Report

Strike Array Ultra: Standard Optics-Pod - Red Only

Report Summary

Measurements

Fixture Output: 10154 lm
Fixture Peak: 13282 cd
Fixture Efficacy: n/a lm/W
Intensity @ 5m: 531 lux
Color Temperature: 0 K
CRI: 0.0 CRI R9 Value: 0.0
CQS: 0.0
TLCI: n/a
TM-30 Rf: 0.0
TM-30 Rg: 0.0
Beam Angle (50%): 47.7°
Field Angle (10%): 87.5°
Cutoff Angle (3%): 108.8°

Conditions

AC Supply: 117 V, 60 Hz
Power: 0.0 W
Current: 0.000 A
Power Factor: n/a

This data sheet conforms to American National Standard E1.9 – 2007 (R2017). All data was measured and calculated by a Viso Systems LabSpion Goniometer at the Chauvet PD Optics Laboratory in Davie, FL on 2/5/2026 to LM-63-2002 Standards.

Overall Measurement

Angular Beam Distribution

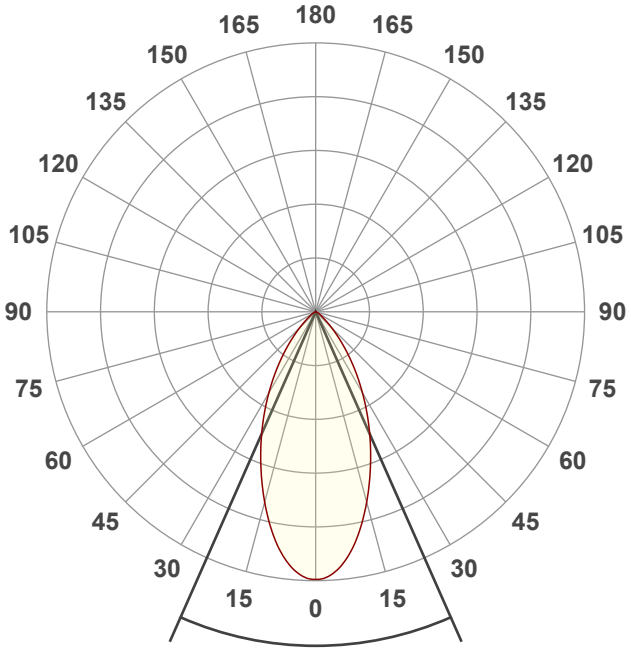

Beam Angle 47.7°

Spectral Distribution

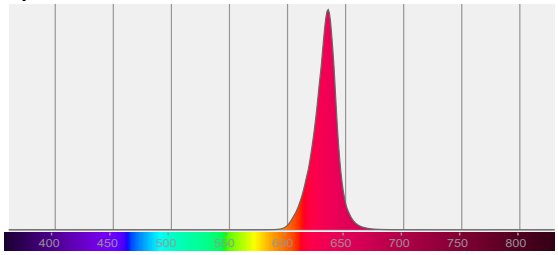

Tested Color (CIE 1931)**:**
X: 0.701
Y: 0.298

Light Quality

CRI: 0.0

Color Temperature

0 K

© 2026 Chauvet & Sons, LLC. All rights reserved
All product specifications, measurements and dimensions are subject to change without notice

Photometric & Chromaticity Report

Strike Array Ultra: Standard Optics-Pod - Red Only

Beam Details

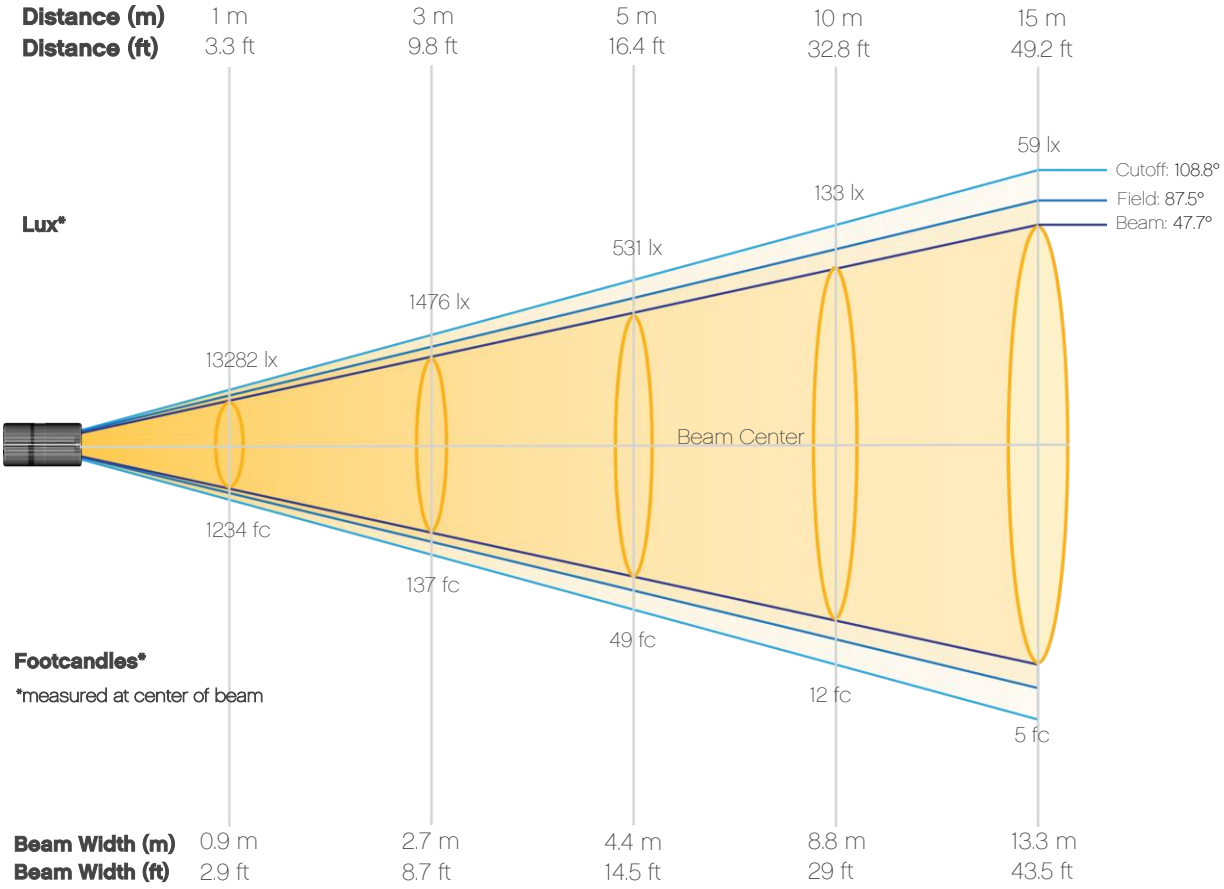

Beam Intensities from 1-20m (3.3-65.6ft)

Distance	1m	2m	3m	4m	5m	6m	7m	8m	9m	10m
Lux	13282	3321	1476	830	531	369	271	208	164	133
Distance	**11m**	**12m**	**13m**	**14m**	**15m**	**16m**	**17m**	**18m**	**19m**	**20m**
Lux	110	92	79	68	59	52	46	41	37	33
Distance	**3.3ft**	**6.6ft**	**9.8ft**	**13.1ft**	**16.4ft**	**19.7ft**	**23ft**	**26.2ft**	**29.5ft**	**32.8ft**
FC	1234	308	137	77	49	34	25	19	15	12
Distance	**36.1ft**	**39.4ft**	**42.7ft**	**45.9ft**	**49.2ft**	**52.5ft**	**55.8ft**	**59.1ft**	**62.3ft**	**65.6ft**
FC	10	9	7	6	5	5	4	4	3	3

© 2026 Chauvet & Sons, LLC. All rights reserved
All product specifications, measurements and dimensions are subject to change without notice

Photometric & Chromaticity Report

Strike Array Ultra: Standard Optics-Pod - Red Only

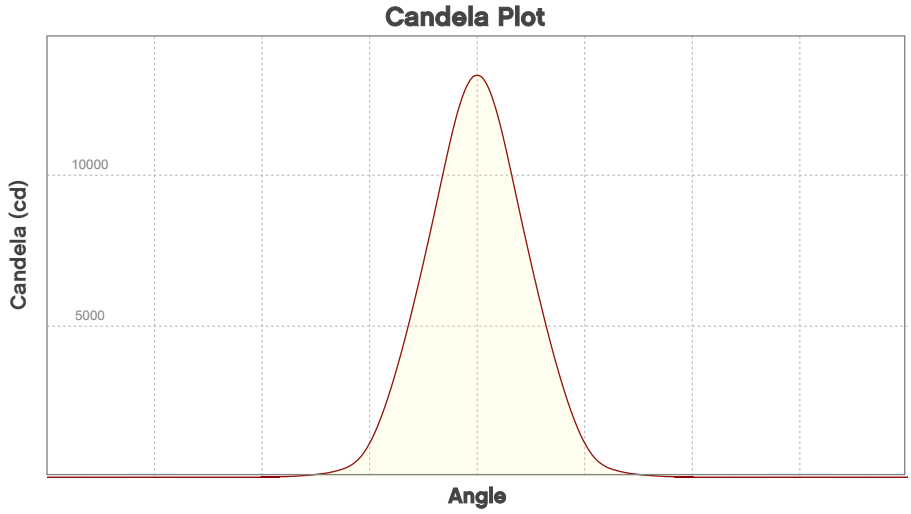

Beam Angle (50%): 47.7°
Field Angle (10%): 87.5°
Cutoff Angle (3%): 108.8°

Vertical Distribution
Horizontal Distribution

ISO Diagrams

ISO Candela Diagram

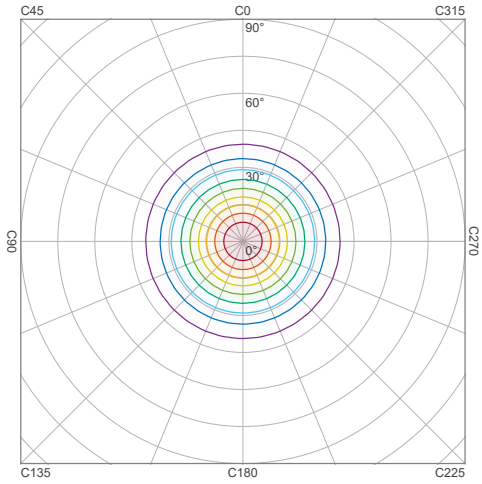

90 %	11953.8 cd
80 %	10625.6 cd
70 %	9297.4 cd
60 %	7969.2 cd
50 %	6641.0 cd
40 %	5312.8 cd
30 %	3984.6 cd
20 %	2656.4 cd
10 %	1328.2 cd

Peak intensity: 13282.0 cd
Number of c-planes: 2

ISO Lux Diagram

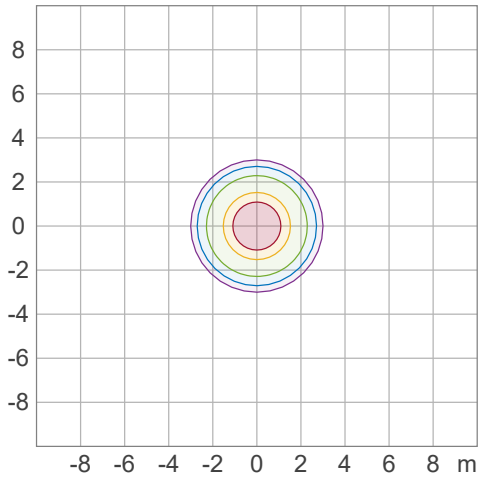

50.0 %	737.9 lx
30.0 %	442.7 lx
10.0 %	147.6 lx
5.0 %	73.8 lx
3.0 %	44.3 lx

Peak illuminance: 1475.8 lx
Mounting height: 3.0 m
Number of c-planes: 2

© 2026 Chauvet & Sons, LLC. All rights reserved
All product specifications, measurements and dimensions are subject to change without notice

Photometric & Chromaticity Report

Strike Array Ultra: Standard Optics-Pod - Red Only

Chromaticity

CIE 1931

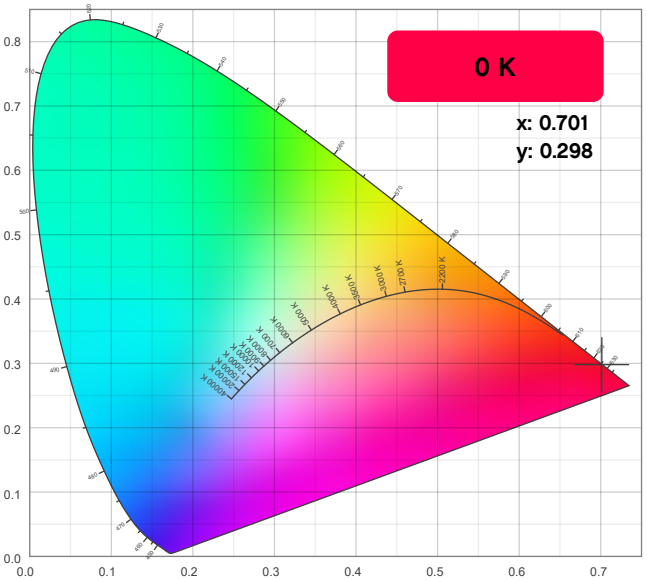

CIE 1931 - Zoom

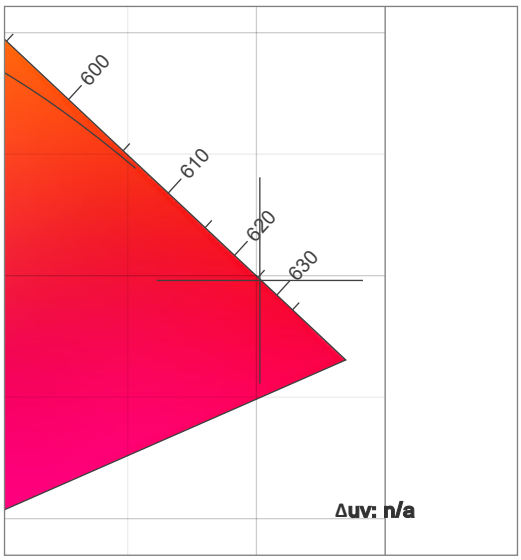

CRI: 0.0 (R1-R8)

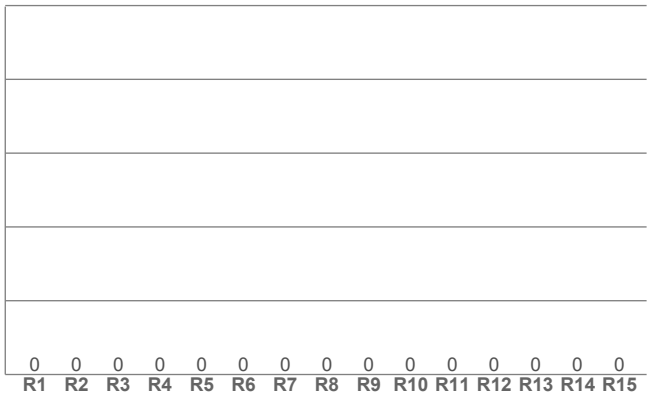

CQS: 0.0

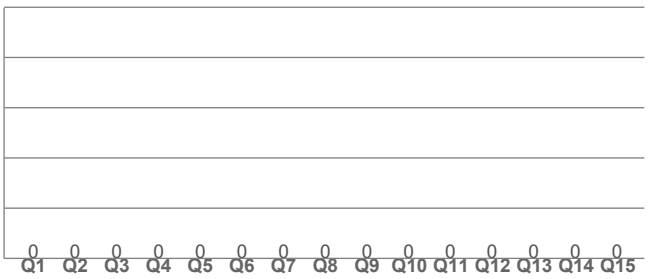

Color Parameters

Color Temperature	Color Coordinate CIE 1931	Color Coordinate CIE 1931
CCT	x	y
0 K	0.701	0.298

Color Deviation from Black Body Curve	Color Coordinate CIE 1964	Color Coordinate CIE 1964
Δuv	y	u
n/a	0.298	0.542

Color Rendering Index	Red Component	Color Quality Scale
CRI	CRI - R9	CQS
0.0	0.0	0.0

Television Lighting Consistency Index	Color Fidelity	Color Gamut
TLCI	TM30 - Rf	TM30 Rg
n/a	0.0	0.0

© 2026 Chauvet & Sons, LLC. All rights reserved
All product specifications, measurements and dimensions are subject to change without notice

Photometric & Chromaticity Report

Strike Array Ultra: Standard Optics-Pod - Red Only

TM-30 Details

Rf 0.0
Fidelity Index
(Rg)

Rg 0.0
Gammut Index
(Rg)

		Graphic shifts (%)	
Hue Bin	R_f	Chroma	Hue
1	0	0%	0%
2	0	0%	0%
3	0	0%	0%
4	0	0%	0%
5	0	0%	0%
6	0	0%	0%
7	0	0%	0%
8	0	0%	0%
9	0	0%	0%
10	0	0%	0%
11	0	0%	0%
12	0	0%	0%
13	0	0%	0%
14	0	0%	0%
15	0	0%	0%
16	0	0%	0%

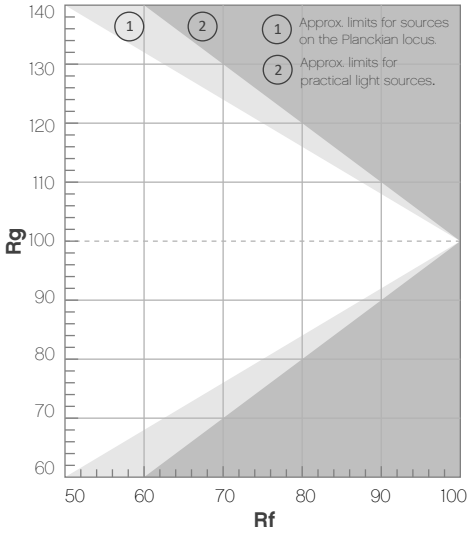

Color Vector Graphic

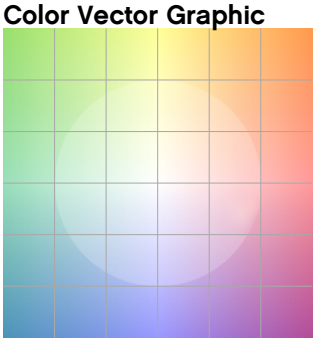

Color Distortion Graphic



Rf by Hue



Local Chroma Shift by Hue



Color Evaluation Sample

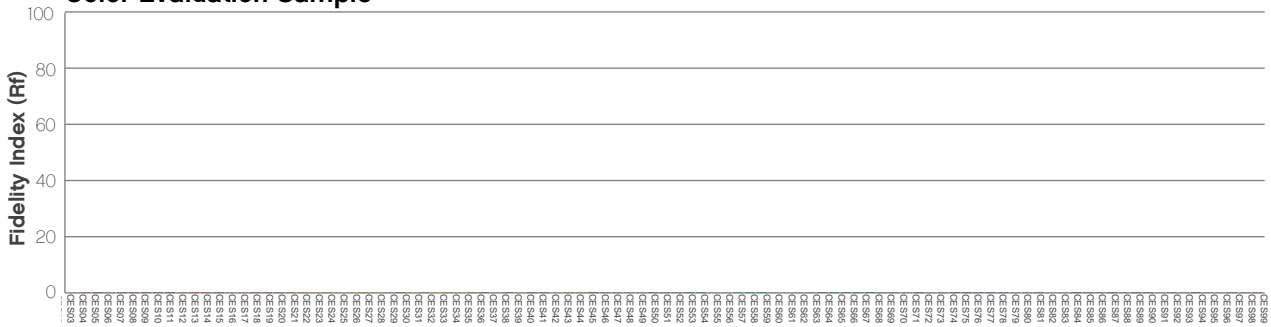

Chauvet Professional – www.chauvetprofessional.com
© 2026 Chauvet & Sons, LLC. All rights reserved
All product specifications, measurements and dimensions are subject to change without notice

Photometric & Chromaticity Report

Strike Array Ultra: Standard Optics-Pod - Green Only

Report Summary

Measurements

Fixture Output: 18075 lm
Fixture Peak: 23320 cd
Fixture Efficacy: n/a lm/W
Intensity @ 5m: 933 lux
Color Temperature: 0 K
CRI: 0.0 CRI R9 Value: 0.0
CQS: 0.0
TLCI: n/a
TM-30 Rf: 0.0
TM-30 Rg: 0.0
Beam Angle (50%): 48.1°
Field Angle (10%): 87.6°
Cutoff Angle (3%): 108.6°

Conditions

AC Supply: 117 V, 60 Hz
Power: 0.0 W
Current: 0.000 A
Power Factor: n/a

This data sheet conforms to American National Standard E1.9 – 2007 (R2017). All data was measured and calculated by a Viso Systems LabSpion Goniometer at the Chauvet PD Optics Laboratory in Davie, FL on 2/5/2026 to LM-63-2002 Standards.

Overall Measurement

Angular Beam Distribution

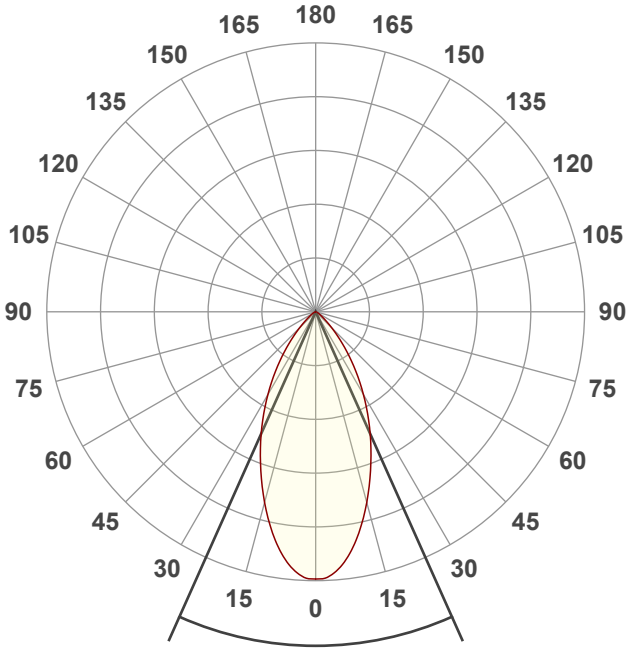

Beam Angle 48.1°

Spectral Distribution

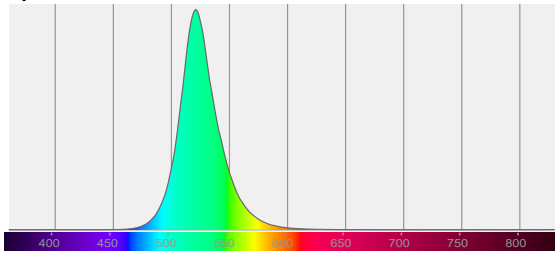

Tested Color (CIE 1931)**:**
X: 0.171
Y: 0.726

Light Quality

CRI: 0.0

Color Temperature

0 K

© 2026 Chauvet & Sons, LLC. All rights reserved
All product specifications, measurements and dimensions are subject to change without notice

Photometric & Chromaticity Report

Strike Array Ultra: Standard Optics-Pod - Green Only

Beam Details

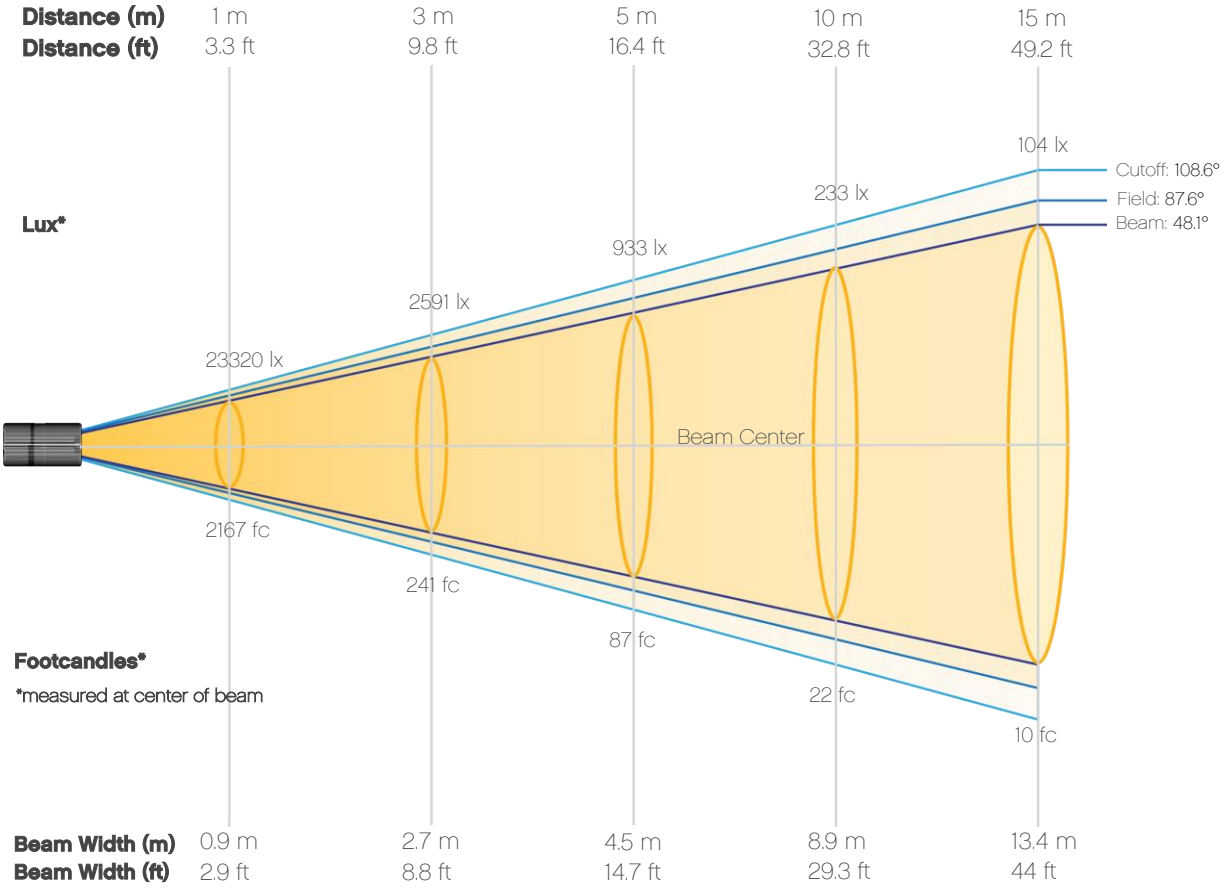

Beam Intensities from 1-20m (3.3-65.6ft)

Distance	1m	2m	3m	4m	5m	6m	7m	8m	9m	10m
Lux	23320	5830	2591	1458	933	648	476	364	288	233
Distance	**11m**	**12m**	**13m**	**14m**	**15m**	**16m**	**17m**	**18m**	**19m**	**20m**
Lux	193	162	138	119	104	91	81	72	65	58
Distance	**3.3ft**	**6.6ft**	**9.8ft**	**13.1ft**	**16.4ft**	**19.7ft**	**23ft**	**26.2ft**	**29.5ft**	**32.8ft**
FC	2167	542	241	135	87	60	44	34	27	22
Distance	**36.1ft**	**39.4ft**	**42.7ft**	**45.9ft**	**49.2ft**	**52.5ft**	**55.8ft**	**59.1ft**	**62.3ft**	**65.6ft**
FC	18	15	13	11	10	8	7	7	6	5

© 2026 Chauvet & Sons, LLC. All rights reserved
All product specifications, measurements and dimensions are subject to change without notice

Photometric & Chromaticity Report

Strike Array Ultra: Standard Optics-Pod - Green Only

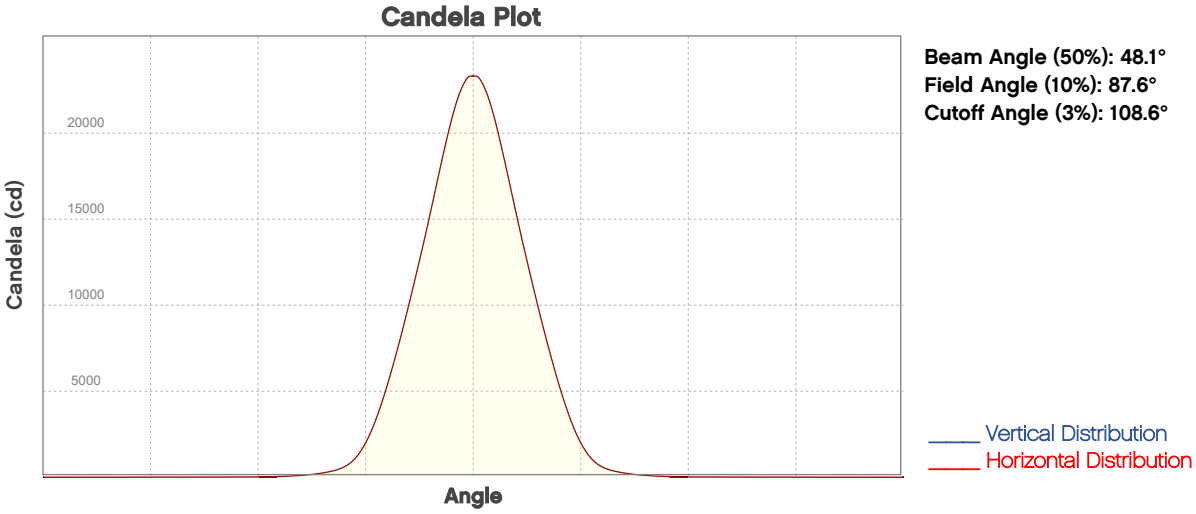

ISO Diagrams

ISO Candela Diagram

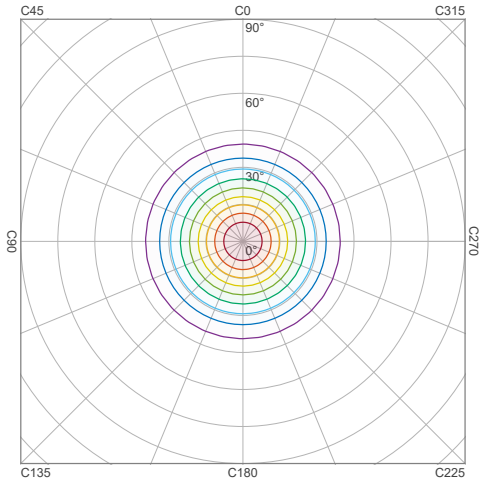

90 %	20988.1 cd
80 %	18656.1 cd
70 %	16324.1 cd
60 %	13992.0 cd
50 %	11660.0 cd
40 %	9328.0 cd
30 %	6996.0 cd
20 %	4664.0 cd
10 %	2332.0 cd

Peak intensity: 23320.1 cd
Number of c-planes: 2

ISO Lux Diagram

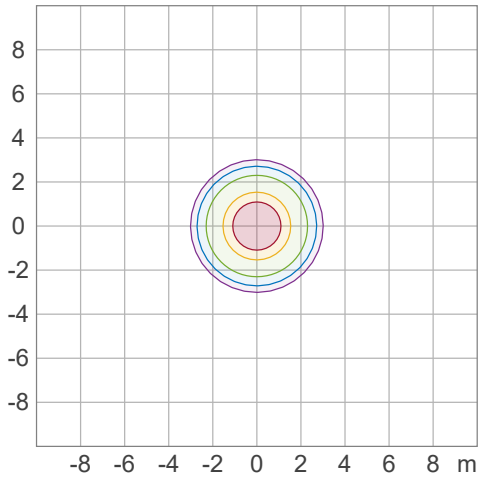

50.0 %	1295.6 lx
30.0 %	777.3 lx
10.0 %	259.1 lx
5.0 %	129.6 lx
3.0 %	77.7 lx

Peak illuminance: 2591.1 lx
Mounting height: 3.0 m
Number of c-planes: 2

© 2026 Chauvet & Sons, LLC. All rights reserved
All product specifications, measurements and dimensions are subject to change without notice

Photometric & Chromaticity Report

Strike Array Ultra: Standard Optics-Pod - Green Only

Chromaticity

CIE 1931

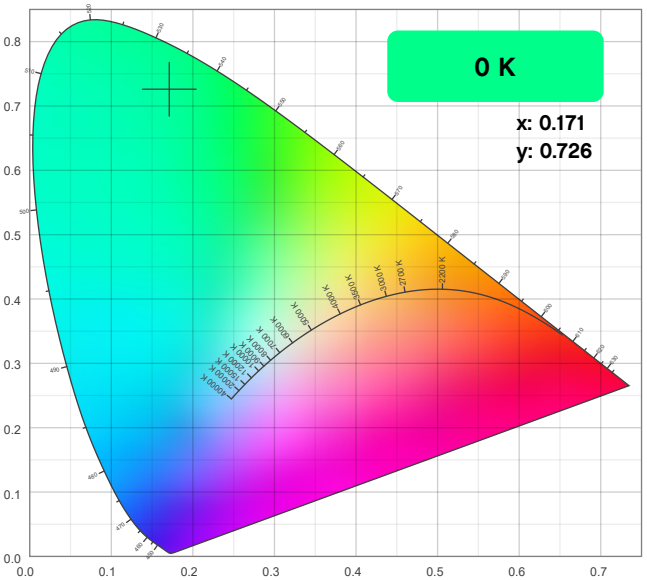

CIE 1931 - Zoom

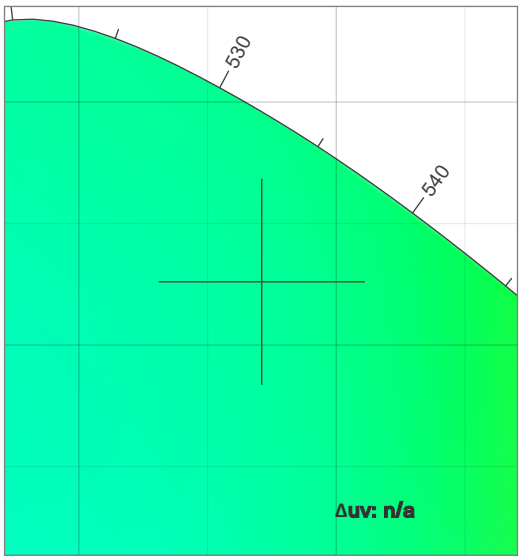

CRI: 0.0 (R1-R8)

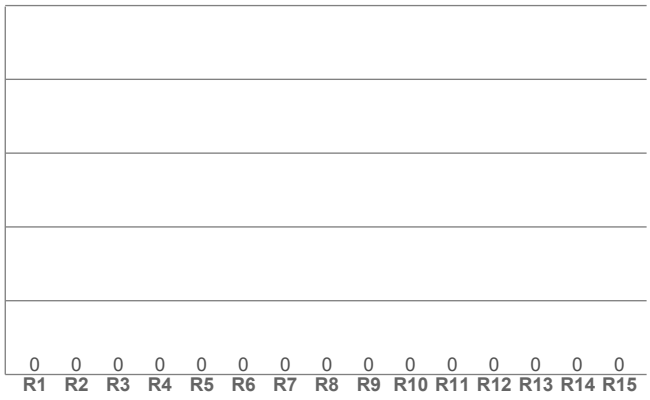

CQS: 0.0

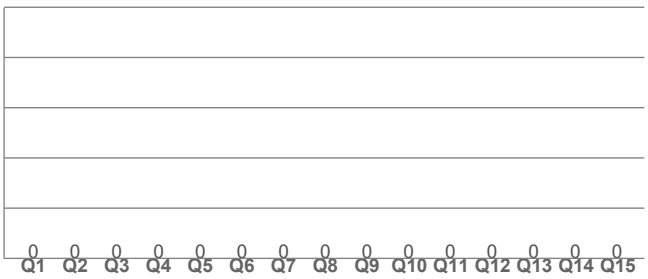

Color Parameters

Color Temperature	Color Coordinate CIE 1931	Color Coordinate CIE 1931
CCT	x	y
0 K	0.171	0.726

Color Deviation from Black Body Curve	Color Coordinate CIE 1964	Color Coordinate CIE 1964
Δuv	y	u
n/a	0.726	0.060

Color Rendering Index	Red Component	Color Quality Scale
CRI	CRI - R9	CQS
0.0	0.0	0.0

Television Lighting Consistency Index	Color Fidelity	Color Gamut
TLCI	TM30 - Rf	TM30 Rg
n/a	0.0	0.0

© 2026 Chauvet & Sons, LLC. All rights reserved
All product specifications, measurements and dimensions are subject to change without notice

Photometric & Chromaticity Report

Strike Array Ultra: Standard Optics-Pod - Green Only

TM-30 Details

Rf 0.0
Fidelity Index
(Rg)

Rg 0.0
Gammut Index
(Rg)

		Graphic shifts (%)	
Hue Bin	R_f	Chroma	Hue
1	0	0%	0%
2	0	0%	0%
3	0	0%	0%
4	0	0%	0%
5	0	0%	0%
6	0	0%	0%
7	0	0%	0%
8	0	0%	0%
9	0	0%	0%
10	0	0%	0%
11	0	0%	0%
12	0	0%	0%
13	0	0%	0%
14	0	0%	0%
15	0	0%	0%
16	0	0%	0%

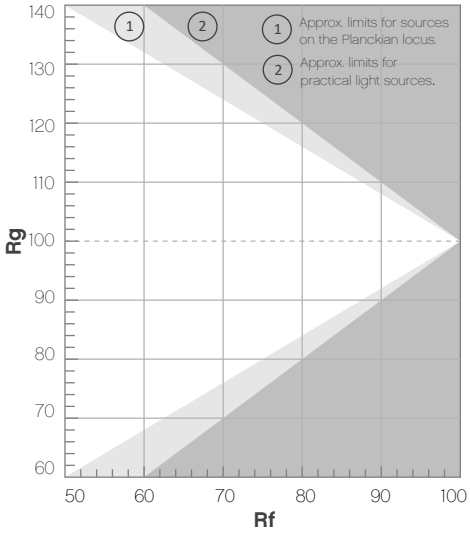

Color Vector Graphic

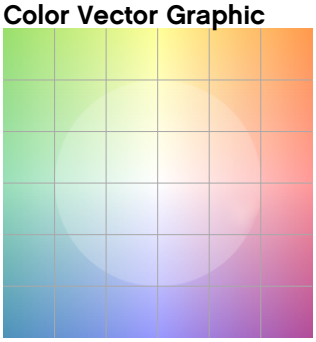

Color Distortion Graphic



Rf by Hue



Local Chroma Shift by Hue



Color Evaluation Sample

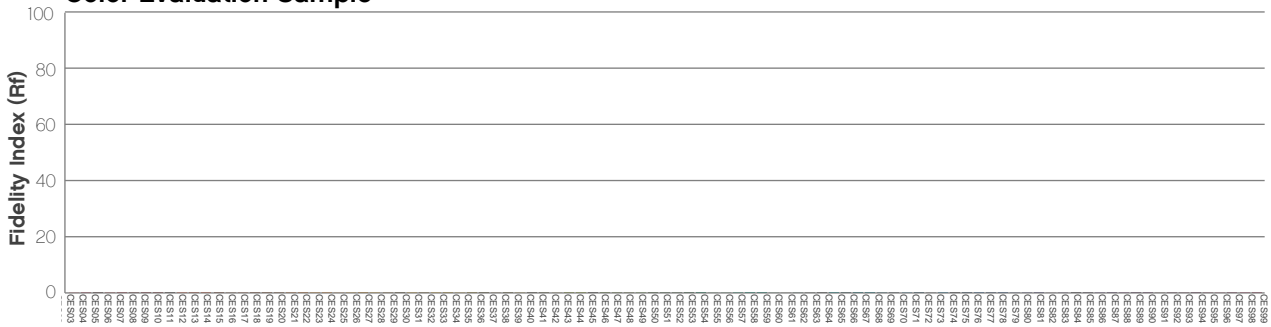

© 2026 Chauvet & Sons, LLC. All rights reserved
All product specifications, measurements and dimensions are subject to change without notice

Photometric & Chromaticity Report

Strike Array Ultra: Standard Optics-Pod - Blue Only

Report Summary

Measurements

Fixture Output: 2531 lm
Fixture Peak: 3218 cd
Fixture Efficacy: n/a lm/W
Intensity @ 5m: 129 lux
Color Temperature: 0 K
CRI: 0.0 CRI R9 Value: 0.0
CQS: 0.0
TLCI: n/a
TM-30 Rf: 0.0
TM-30 Rg: 0.0
Beam Angle (50%): 48.8°
Field Angle (10%): 88.4°
Cutoff Angle (3%): 109.4°

Conditions

AC Supply: 118 V, 60 Hz
Power: 0.0 W
Current: 0.000 A
Power Factor: n/a

This data sheet conforms to American National Standard E1.9 – 2007 (R2017). All data was measured and calculated by a Viso Systems LabSpion Goniometer at the Chauvet PD Optics Laboratory in Davie, FL on 2/5/2026 to LM-63-2002 Standards.

Overall Measurement

Angular Beam Distribution

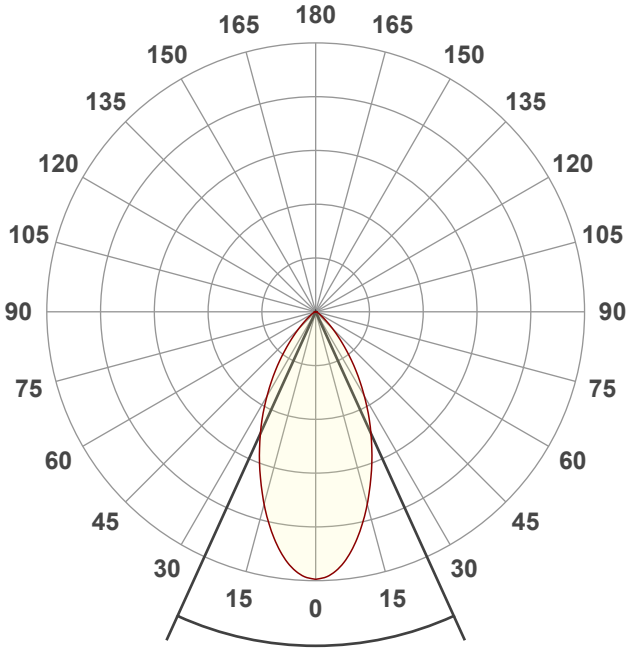

Beam Angle 48.8°

Spectral Distribution

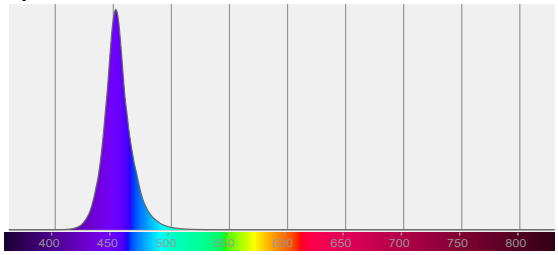

Tested Color (CIE 1931)**:**
X: 0.150
Y: 0.028

Light Quality

CRI: 0.0

Color Temperature

0 K

© 2026 Chauvet & Sons, LLC. All rights reserved
All product specifications, measurements and dimensions are subject to change without notice

Photometric & Chromaticity Report

Strike Array Ultra: Standard Optics-Pod - Blue Only

Beam Details

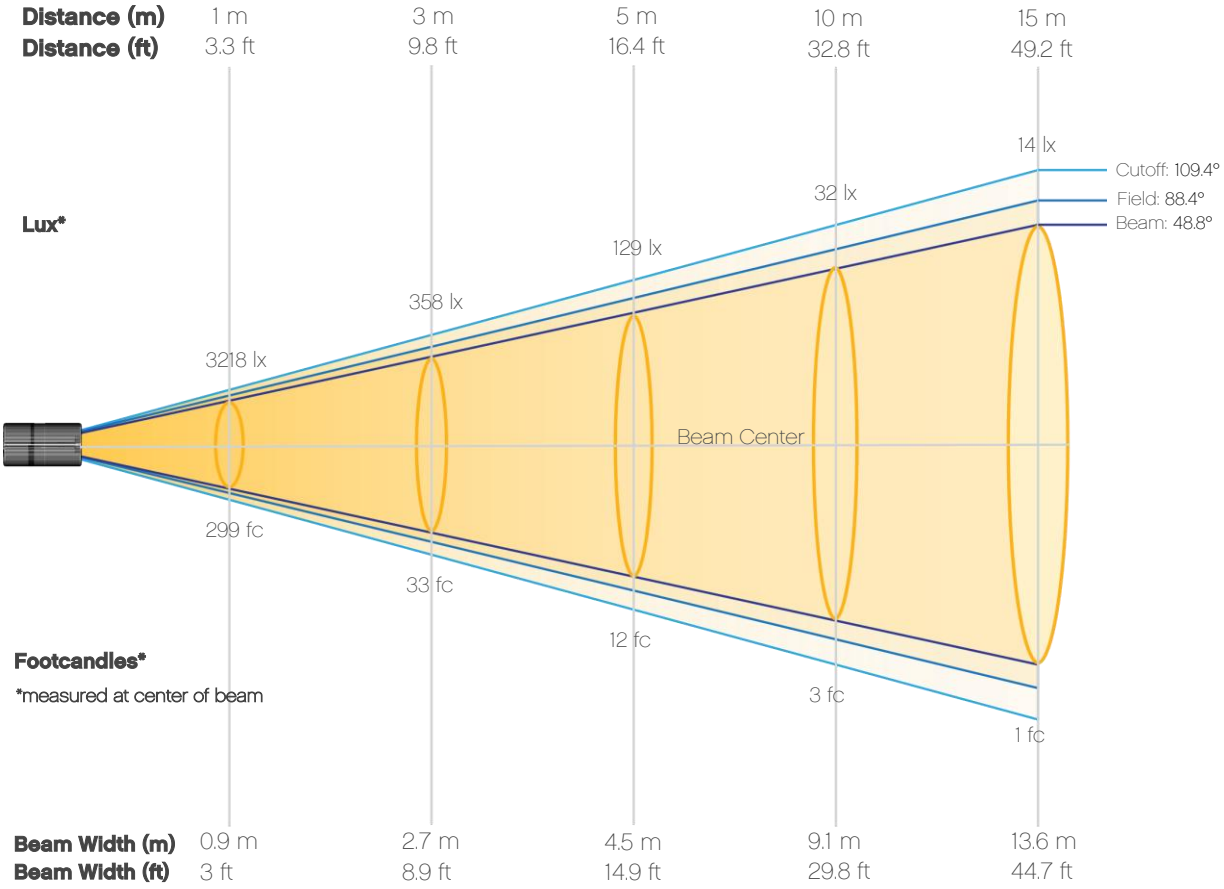

Beam Intensities from 1-20m (3.3-65.6ft)

Distance	1m	2m	3m	4m	5m	6m	7m	8m	9m	10m
Lux	3218	805	358	201	129	89	66	50	40	32
Distance	**11m**	**12m**	**13m**	**14m**	**15m**	**16m**	**17m**	**18m**	**19m**	**20m**
Lux	27	22	19	16	14	13	11	10	9	8
Distance	**3.3ft**	**6.6ft**	**9.8ft**	**13.1ft**	**16.4ft**	**19.7ft**	**23ft**	**26.2ft**	**29.5ft**	**32.8ft**
FC	299	75	33	19	12	8	6	5	4	3
Distance	**36.1ft**	**39.4ft**	**42.7ft**	**45.9ft**	**49.2ft**	**52.5ft**	**55.8ft**	**59.1ft**	**62.3ft**	**65.6ft**
FC	2	2	2	2	1	1	1	1	1	1

© 2026 Chauvet & Sons, LLC. All rights reserved
All product specifications, measurements and dimensions are subject to change without notice

Photometric & Chromaticity Report

Strike Array Ultra: Standard Optics-Pod - Blue Only

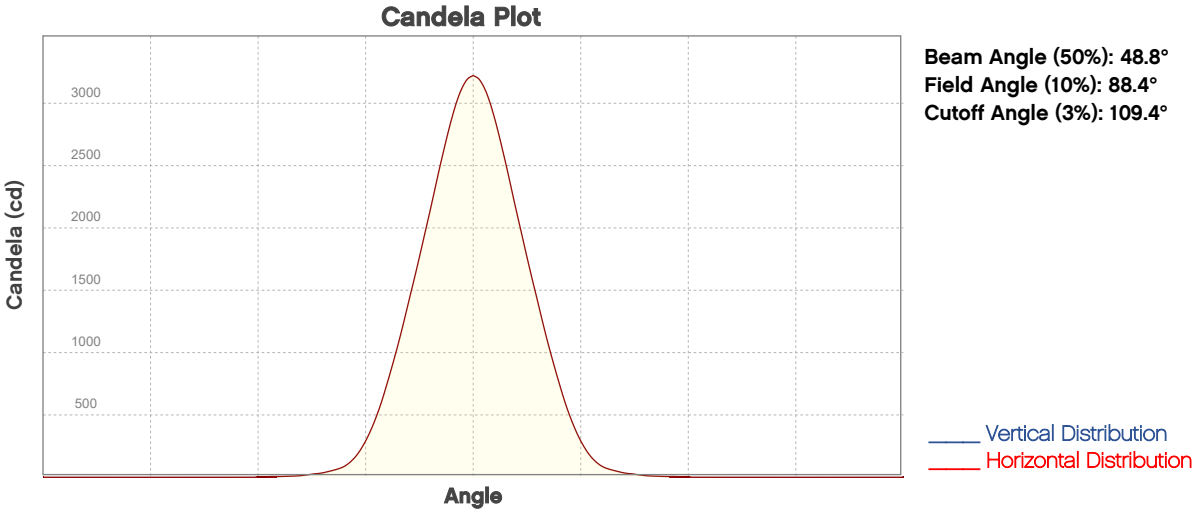

ISO Diagrams

ISO Candela Diagram

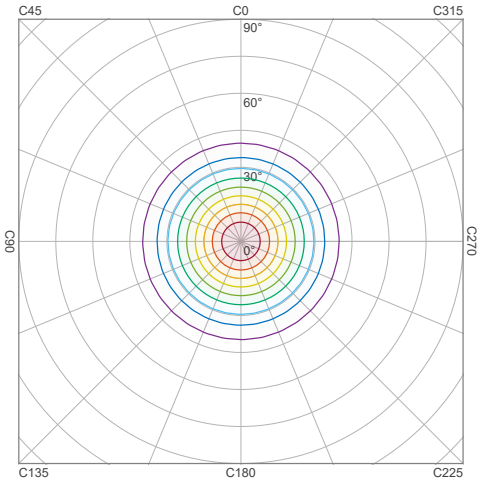

90 %	2896.4 cd
80 %	2574.6 cd
70 %	2252.8 cd
60 %	1930.9 cd
50 %	1609.1 cd
40 %	1287.3 cd
30 %	965.5 cd
20 %	643.6 cd
10 %	321.8 cd

Peak intensity: 3218.2 cd
Number of c-planes: 2

ISO Lux Diagram

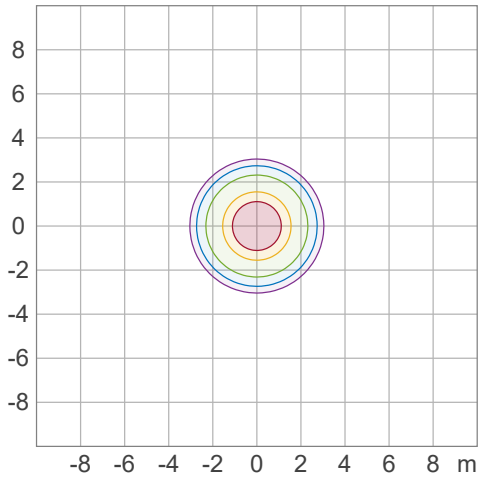

50.0 %	178.8 lx
30.0 %	107.3 lx
10.0 %	35.8 lx
5.0 %	17.9 lx
3.0 %	10.7 lx

Peak illuminance: 357.6 lx
Mounting height: 3.0 m
Number of c-planes: 2

© 2026 Chauvet & Sons, LLC. All rights reserved
All product specifications, measurements and dimensions are subject to change without notice

Photometric & Chromaticity Report

Strike Array Ultra: Standard Optics-Pod - Blue Only

Chromaticity

CIE 1931

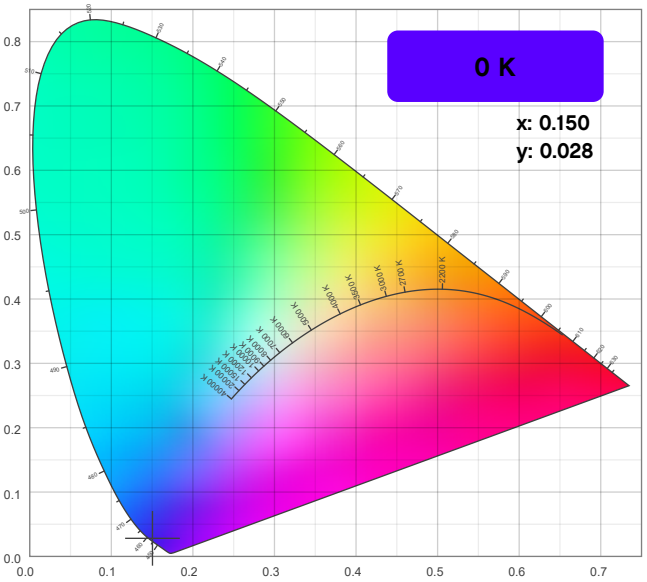

CIE 1931 - Zoom

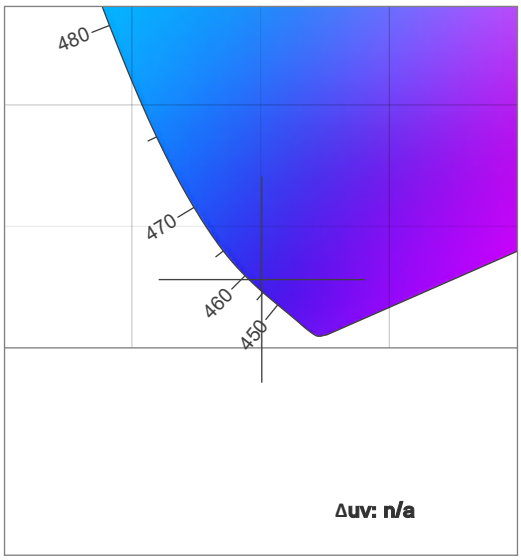

CRI: 0.0 (R1-R8)

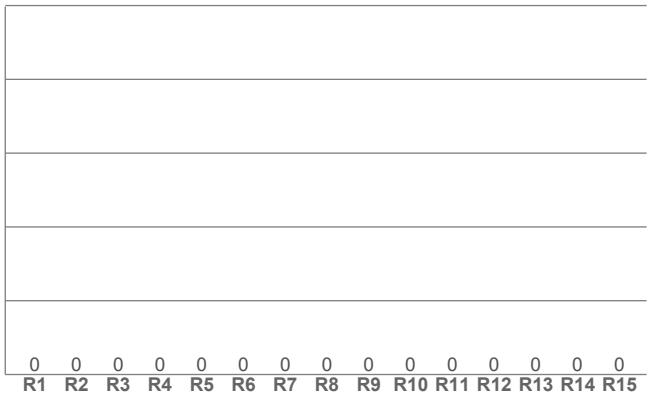

CQS: 0.0

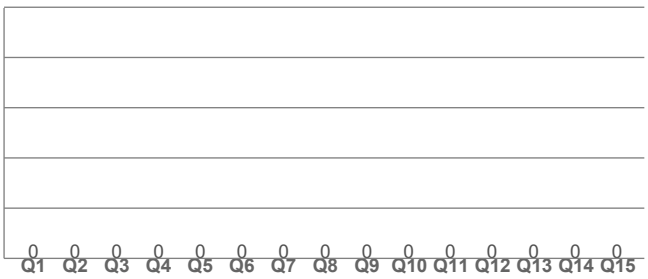

Color Parameters

Color Temperature	Color Coordinate CIE 1931	Color Coordinate CIE 1931
CCT	x	y
0 K	0.150	0.028

Color Deviation from Black Body Curve	Color Coordinate CIE 1964	Color Coordinate CIE 1964
Δuv	y	u
n/a	0.028	0.198

Color Rendering Index	Red Component	Color Quality Scale
CRI	CRI - R9	CQS
0.0	0.0	0.0

Television Lighting Consistency Index	Color Fidelity	Color Gamut
TLCI	TM30 - Rf	TM30 Rg
n/a	0.0	0.0

© 2026 Chauvet & Sons, LLC. All rights reserved
All product specifications, measurements and dimensions are subject to change without notice

Photometric & Chromaticity Report

Strike Array Ultra: Standard Optics-Pod - Blue Only

TM-30 Details

Rf 0.0
Fidelity Index
(Rg)

Rg 0.0
Gammut Index
(Rg)

		Graphic shifts (%)	
Hue Bin	R_f	Chroma	Hue
1	0	0%	0%
2	0	0%	0%
3	0	0%	0%
4	0	0%	0%
5	0	0%	0%
6	0	0%	0%
7	0	0%	0%
8	0	0%	0%
9	0	0%	0%
10	0	0%	0%
11	0	0%	0%
12	0	0%	0%
13	0	0%	0%
14	0	0%	0%
15	0	0%	0%
16	0	0%	0%

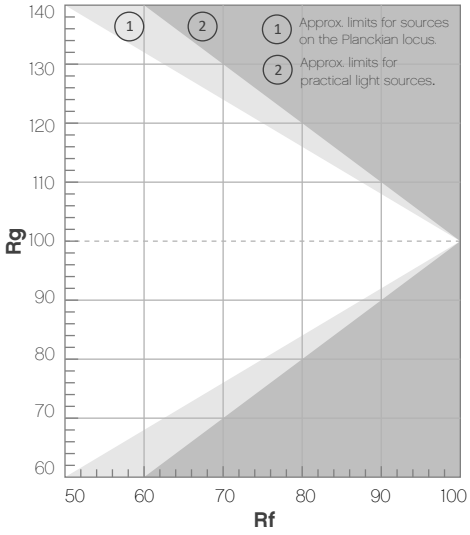

Color Vector Graphic

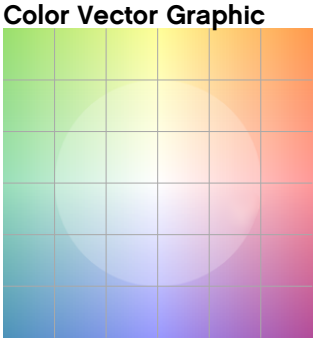

Color Distortion Graphic



Rf by Hue



Local Chroma Shift by Hue



Color Evaluation Sample

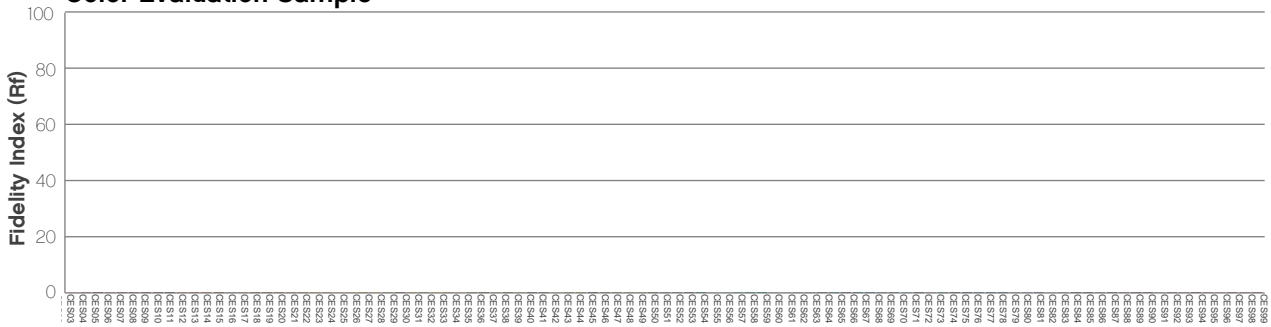

© 2026 Chauvet & Sons, LLC. All rights reserved
All product specifications, measurements and dimensions are subject to change without notice

Photometric & Chromaticity Report

Strike Array Ultra: Standard Optics-Pod - Amber Only

Report Summary

Measurements

Fixture Output: 16249 lm
Fixture Peak: 20948 cd
Fixture Efficacy: n/a lm/W
Intensity @ 5m: 838 lux
Color Temperature: 1872 K
CRI: 54.9 CRI R9 Value: -71.2
CQS: 46.0
TLCI: 25
TM-30 Rf: 63.1
TM-30 Rg: 81.0
Beam Angle (50%): 48.4°
Field Angle (10%): 87.8°
Cutoff Angle (3%): 108.4°

Conditions

AC Supply: 118 V, 60 Hz
Power: 0.0 W
Current: 0.000 A
Power Factor: n/a

This data sheet conforms to American National Standard E1.9 – 2007 (R2017). All data was measured and calculated by a Viso Systems LabSpion Goniometer at the Chauvet PD Optics Laboratory in Davie, FL on 2/5/2026 to LM-63-2002 Standards.

Overall Measurement

Angular Beam Distribution

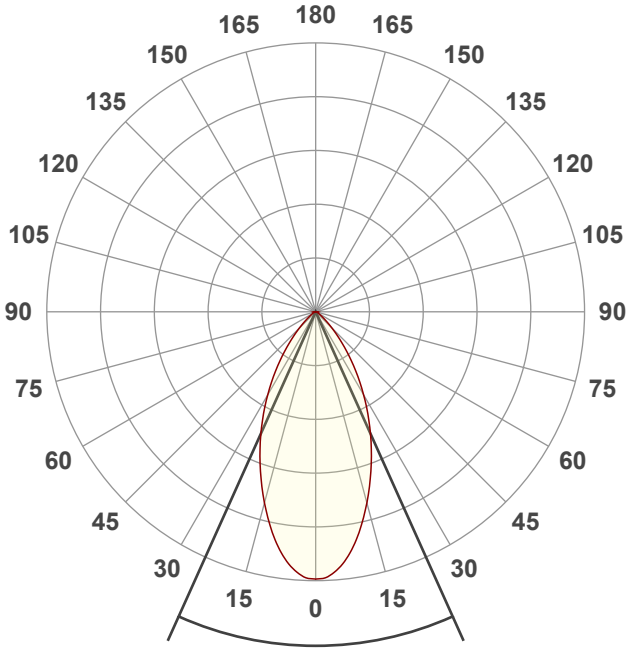

Beam Angle 48.4°

Spectral Distribution

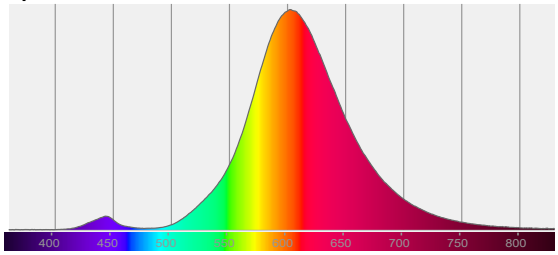

Tested Color (CIE 1931):
X: 0.550
Y: 0.422

Light Quality

CRI: 54.9

Color Temperature

1872 K

© 2026 Chauvet & Sons, LLC. All rights reserved
All product specifications, measurements and dimensions are subject to change without notice

Photometric & Chromaticity Report

Strike Array Ultra: Standard Optics-Pod - Amber Only

Beam Details

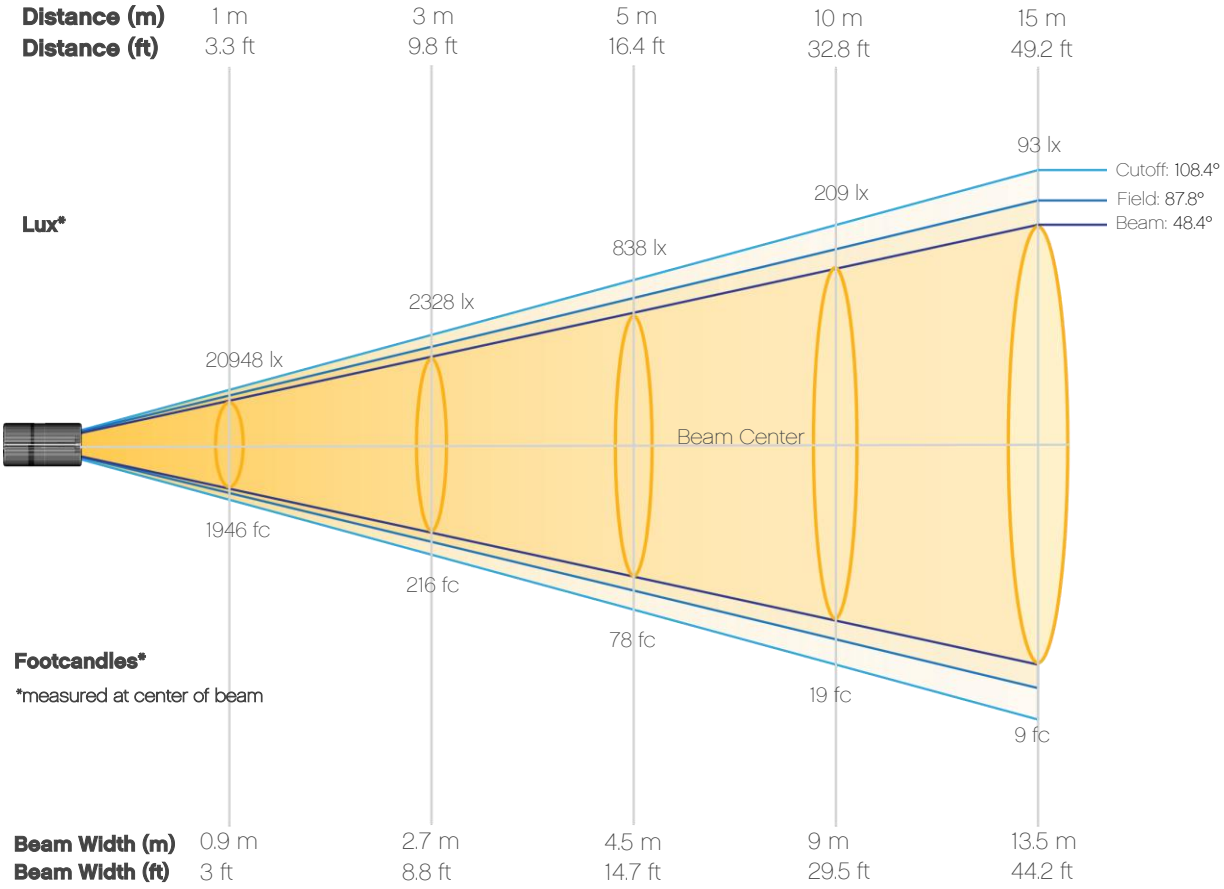

Beam Intensities from 1-20m (3.3-65.6ft)

Distance	1m	2m	3m	4m	5m	6m	7m	8m	9m	10m
Lux	20948	5237	2328	1309	838	582	428	327	259	209
Distance	**11m**	**12m**	**13m**	**14m**	**15m**	**16m**	**17m**	**18m**	**19m**	**20m**
Lux	173	145	124	107	93	82	72	65	58	52
Distance	**3.3ft**	**6.6ft**	**9.8ft**	**13.1ft**	**16.4ft**	**19.7ft**	**23ft**	**26.2ft**	**29.5ft**	**32.8ft**
FC	1946	487	216	122	78	54	40	30	24	19
Distance	**36.1ft**	**39.4ft**	**42.7ft**	**45.9ft**	**49.2ft**	**52.5ft**	**55.8ft**	**59.1ft**	**62.3ft**	**65.6ft**
FC	16	14	12	10	9	8	7	6	5	5

© 2026 Chauvet & Sons, LLC. All rights reserved
All product specifications, measurements and dimensions are subject to change without notice

Photometric & Chromaticity Report

Strike Array Ultra: Standard Optics-Pod - Amber Only

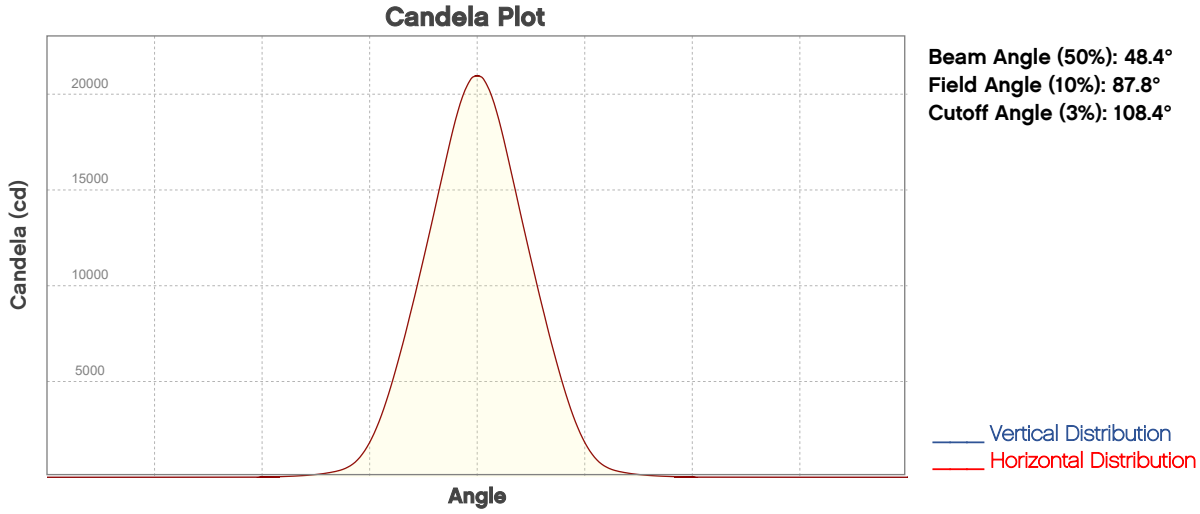

ISO Diagrams

ISO Candela Diagram

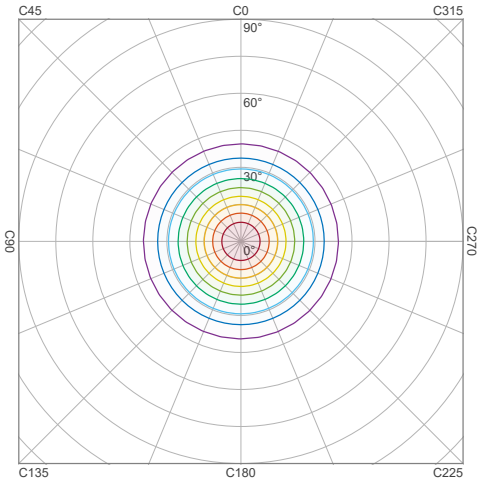

90 %	18852.9 cd
80 %	16758.1 cd
70 %	14663.3 cd
60 %	12568.6 cd
50 %	10473.8 cd
40 %	8379.1 cd
30 %	6284.3 cd
20 %	4189.5 cd
10 %	2094.8 cd

Peak intensity: 20947.6 cd
Number of c-planes: 2

ISO Lux Diagram

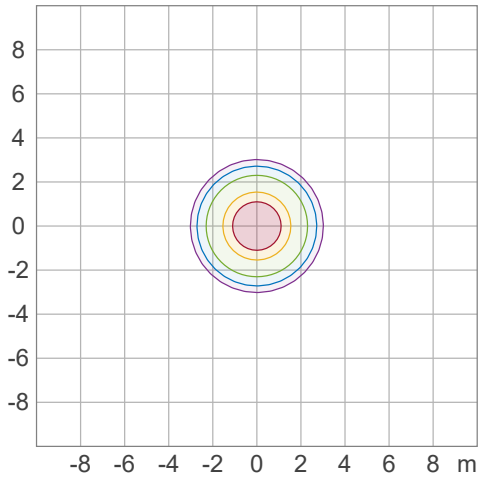

50.0 %	1163.8 lx
30.0 %	698.3 lx
10.0 %	232.8 lx
5.0 %	116.4 lx
3.0 %	69.8 lx

Peak illuminance: 2327.5 lx
Mounting height: 3.0 m
Number of c-planes: 2

© 2026 Chauvet & Sons, LLC. All rights reserved
All product specifications, measurements and dimensions are subject to change without notice

Photometric & Chromaticity Report

Strike Array Ultra: Standard Optics-Pod - Amber Only

Chromaticity

CIE 1931

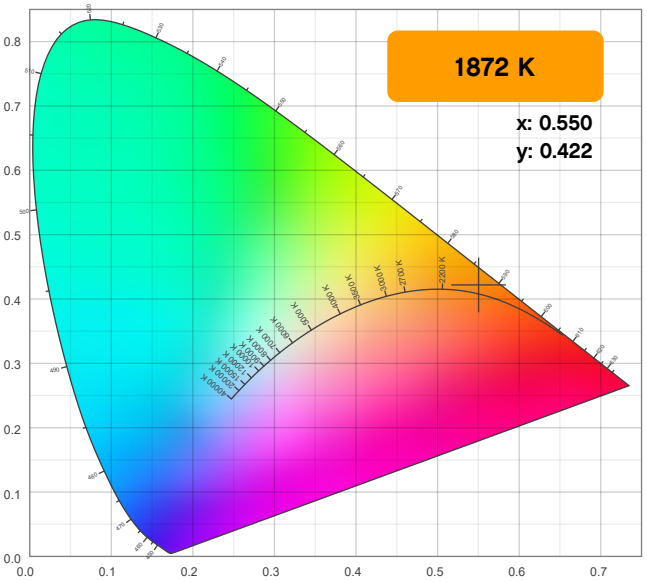

CIE 1931 - Zoom

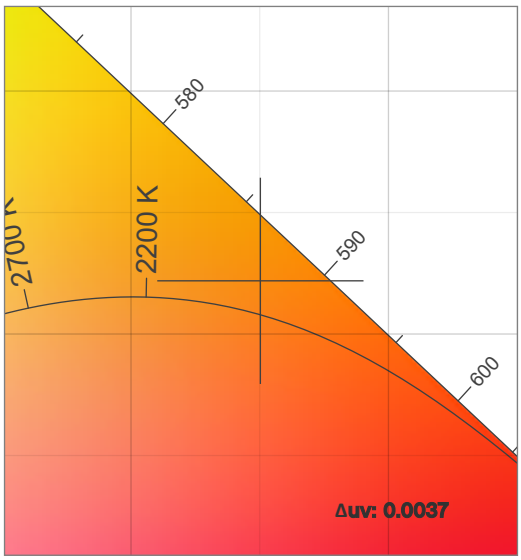

CRI: 54.9 (R1-R8)

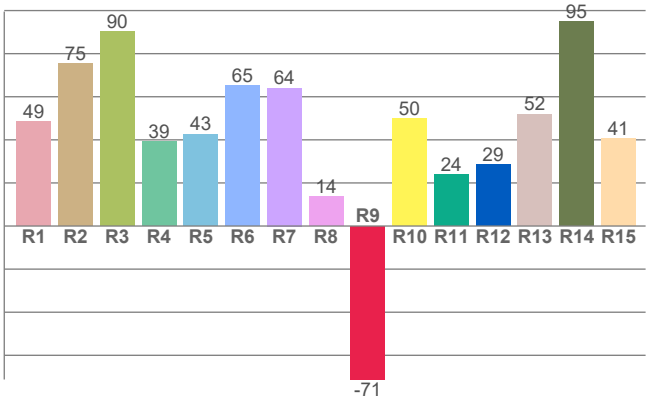

CQS: 46.0

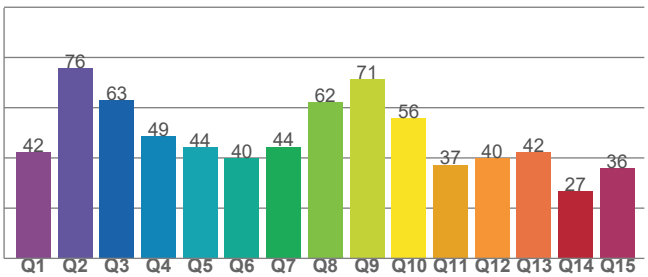

Color Parameters

Color Temperature	Color Coordinate CIE 1931	Color Coordinate CIE 1931
CCT	x	y
1872 K	0.550	0.422

Color Deviation from Black Body Curve	Color Coordinate CIE 1964	Color Coordinate CIE 1964
Δuv	y	u
0.0037	0.422	0.316

Color Rendering Index	Red Component	Color Quality Scale
CRI	CRI - R9	CQS
54.9	-71.2	46.0

Television Lighting Consistency Index	Color Fidelity	Color Gamut
TLCI	TM30 - Rf	TM30 Rg
25	63.1	81.0

© 2026 Chauvet & Sons, LLC. All rights reserved
All product specifications, measurements and dimensions are subject to change without notice

Photometric & Chromaticity Report

Strike Array Ultra: Standard Optics-Pod - Amber Only

TM-30 Details

Rf 63.1
Fidelity Index (Rg)

Rg 81.0
Gammut Index (Rg)

		Graphic shifts (%)	
Hue Bin	R_f	Chroma	Hue
1	54	-23%	-4%
2	53	-24%	15%
3	50	-15%	22%
4	67	6%	23%
5	84	13%	6%
6	83	6%	-7%
7	66	-5%	-23%
8	57	-22%	-23%
9	58	-21%	-8%
10	56	-24%	10%
11	55	-15%	23%
12	64	-6%	16%
13	82	-3%	0%
14	70	-1%	-25%
15	69	-4%	-21%
16	59	-20%	-18%

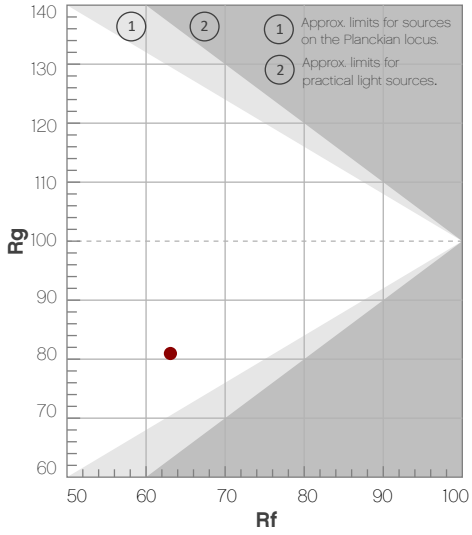

Color Vector Graphic

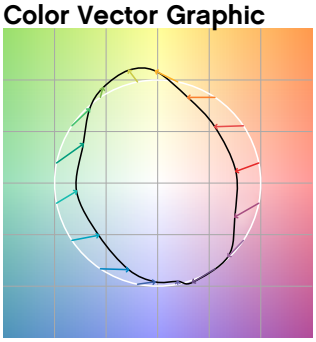

Color Distortion Graphic

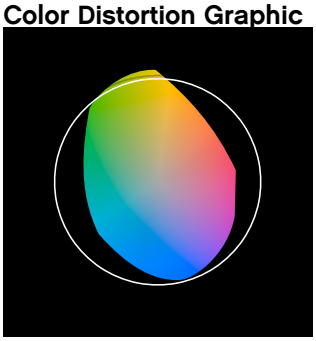

Rf by Hue

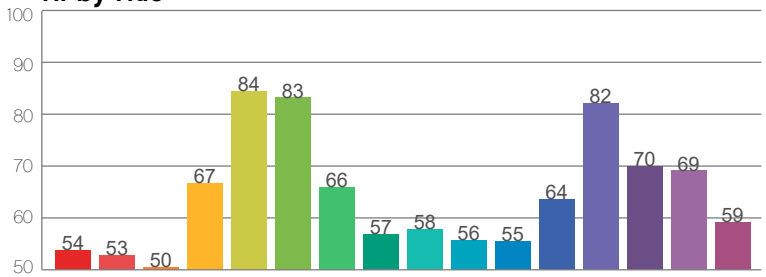

Local Chroma Shift by Hue

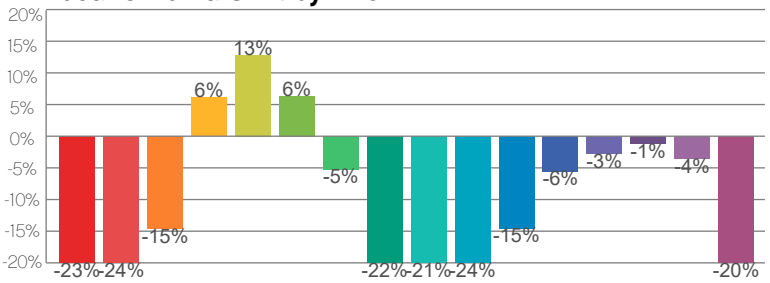

Color Evaluation Sample

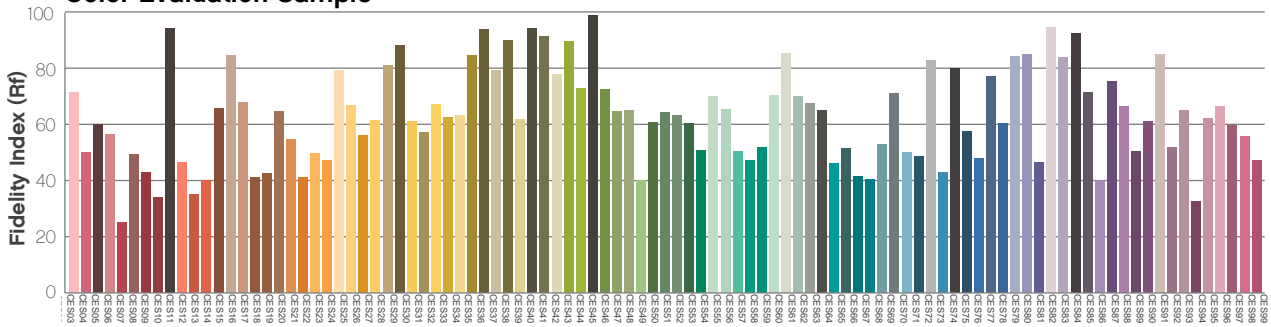

© 2026 Chauvet & Sons, LLC. All rights reserved
All product specifications, measurements and dimensions are subject to change without notice

Photometric & Chromaticity Report

Strike Array Ultra: Standard Optics-Pod - Warm White Only

Report Summary

Measurements

Fixture Output: 27913 lm
Fixture Peak: 35879 cd
Fixture Efficacy: n/a lm/W
Intensity @ 5m: 1435 lux
Color Temperature: 3220 K
CRI: 81.6 CRI R9 Value: 4.4
CQS: 80.3
TLCI: 65
TM-30 Rf: 83.1
TM-30 Rg: 97.3
Beam Angle (50%): 48.4°
Field Angle (10%): 87.8°
Cutoff Angle (3%): 108.4°

Conditions

AC Supply: 117 V, 60 Hz
Power: 0.0 W
Current: 0.000 A
Power Factor: n/a

This data sheet conforms to American National Standard E1.9 – 2007 (R2017). All data was measured and calculated by a Viso Systems LabSpion Goniometer at the Chauvet PD Optics Laboratory in Davie, FL on 2/5/2026 to LM-63-2002 Standards.

Overall Measurement

Angular Beam Distribution

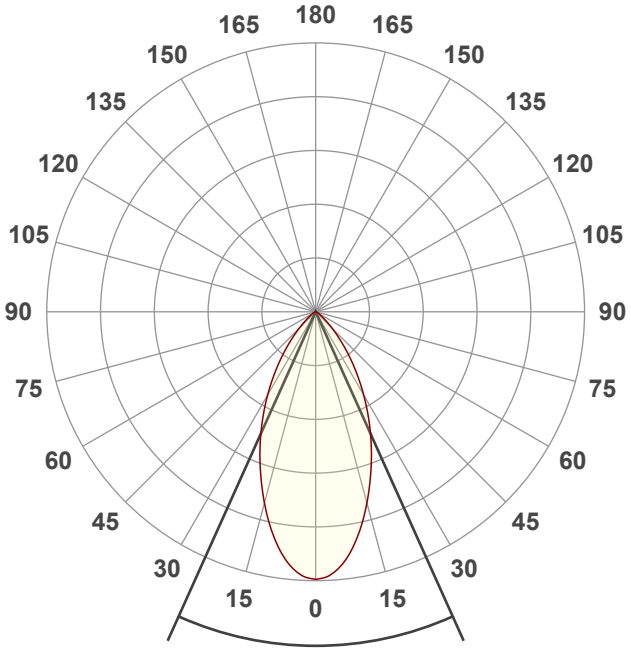

Beam Angle 48.4°

Spectral Distribution

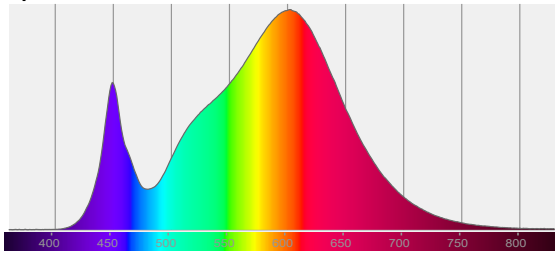

Tested Color (CIE 1931):
X: 0.421
Y: 0.395

Light Quality

CRI: 81.6

Color Temperature

3220 K

© 2026 Chauvet & Sons, LLC. All rights reserved
All product specifications, measurements and dimensions are subject to change without notice

Photometric & Chromaticity Report

Strike Array Ultra: Standard Optics-Pod - Warm White Only

Beam Details

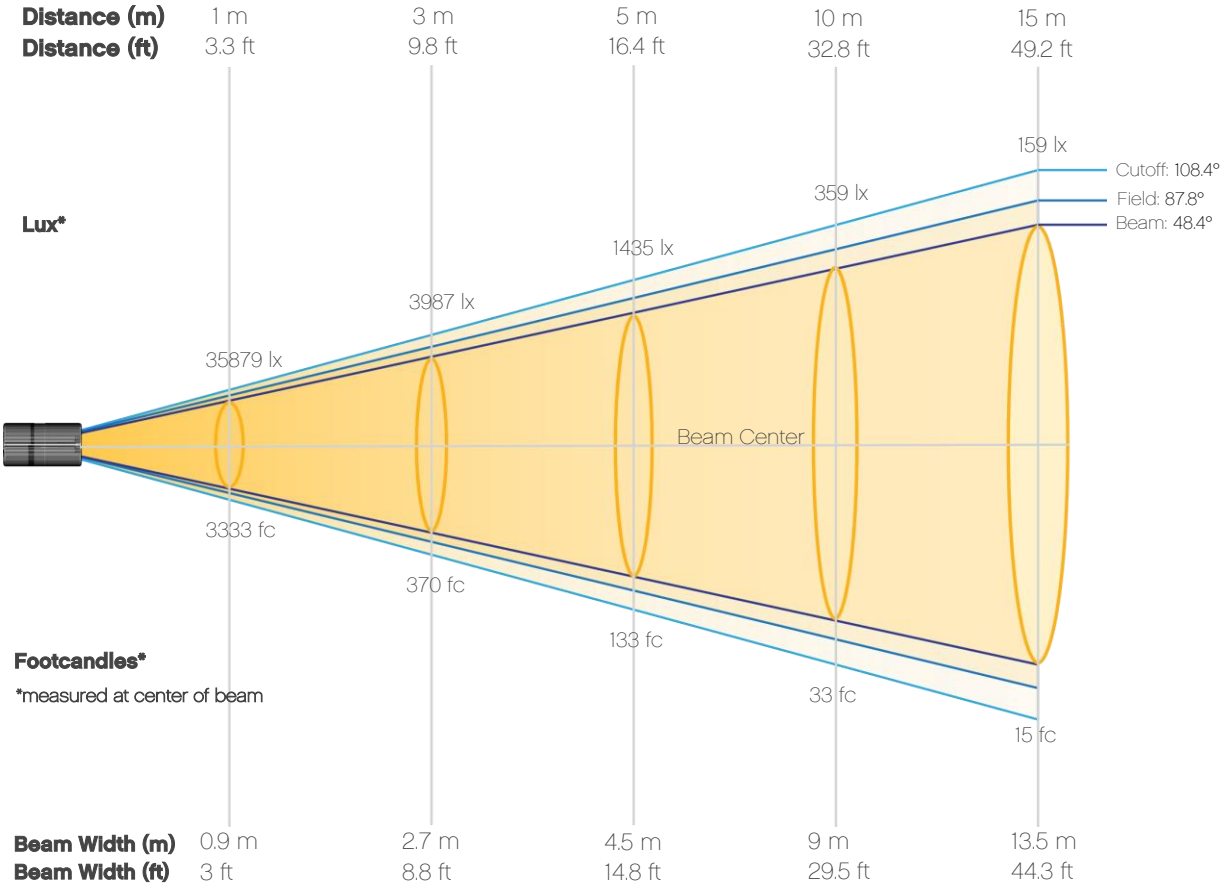

Beam Intensities from 1-20m (3.3-65.6ft)

Distance	1m	2m	3m	4m	5m	6m	7m	8m	9m	10m
Lux	35879	8970	3987	2242	1435	997	732	561	443	359
Distance	**11m**	**12m**	**13m**	**14m**	**15m**	**16m**	**17m**	**18m**	**19m**	**20m**
Lux	297	249	212	183	159	140	124	111	99	90
Distance	**3.3ft**	**6.6ft**	**9.8ft**	**13.1ft**	**16.4ft**	**19.7ft**	**23ft**	**26.2ft**	**29.5ft**	**32.8ft**
FC	3333	833	370	208	133	93	68	52	41	33
Distance	**36.1ft**	**39.4ft**	**42.7ft**	**45.9ft**	**49.2ft**	**52.5ft**	**55.8ft**	**59.1ft**	**62.3ft**	**65.6ft**
FC	28	23	20	17	15	13	12	10	9	8

© 2026 Chauvet & Sons, LLC. All rights reserved
All product specifications, measurements and dimensions are subject to change without notice

Photometric & Chromaticity Report

Strike Array Ultra: Standard Optics-Pod - Warm White Only

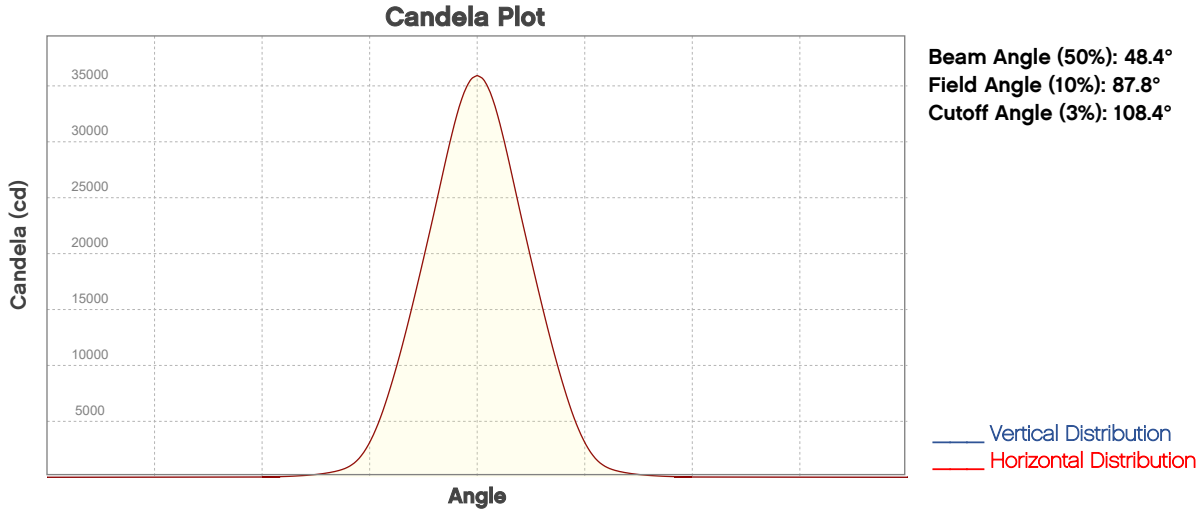

ISO Diagrams

ISO Candela Diagram

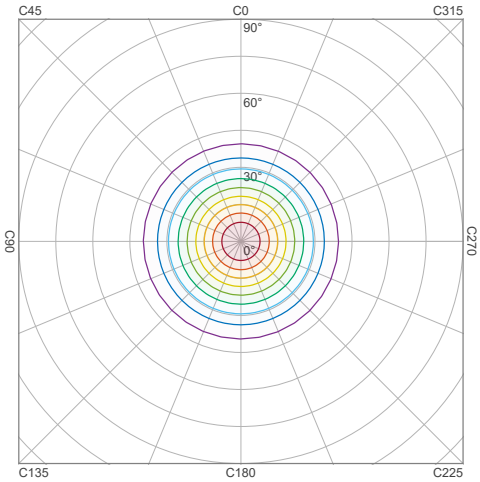

90 %	32291.1 cd
80 %	28703.2 cd
70 %	25115.3 cd
60 %	21527.4 cd
50 %	17939.5 cd
40 %	14351.6 cd
30 %	10763.7 cd
20 %	7175.8 cd
10 %	3587.9 cd

Peak intensity: 35879.0 cd
Number of c-planes: 2

ISO Lux Diagram

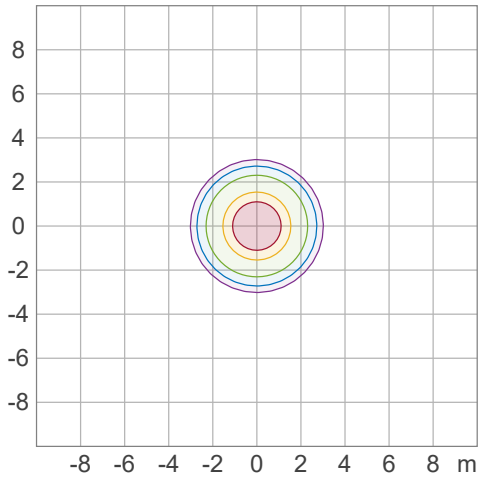

50.0 %	1993.3 lx
30.0 %	1196.0 lx
10.0 %	398.7 lx
5.0 %	199.3 lx
3.0 %	119.6 lx

Peak illuminance: 3986.6 lx
Mounting height: 3.0 m
Number of c-planes: 2

© 2026 Chauvet & Sons, LLC. All rights reserved
All product specifications, measurements and dimensions are subject to change without notice

Photometric & Chromaticity Report

Strike Array Ultra: Standard Optics-Pod - Warm White Only

Chromaticity

CIE 1931

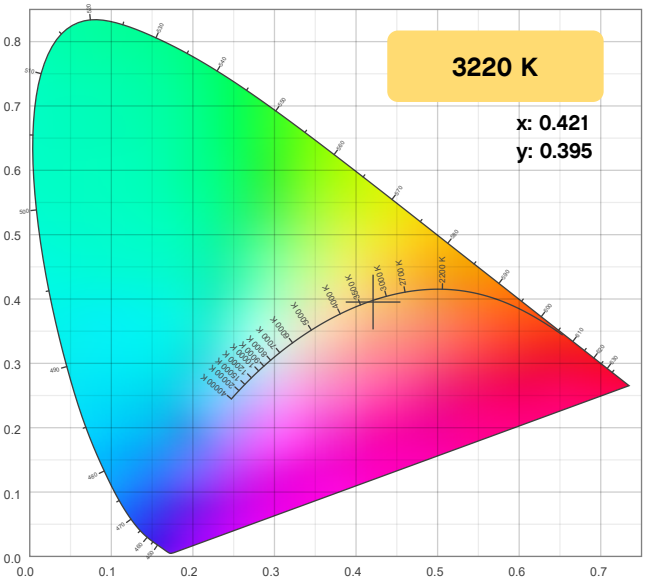

CIE 1931 - Zoom

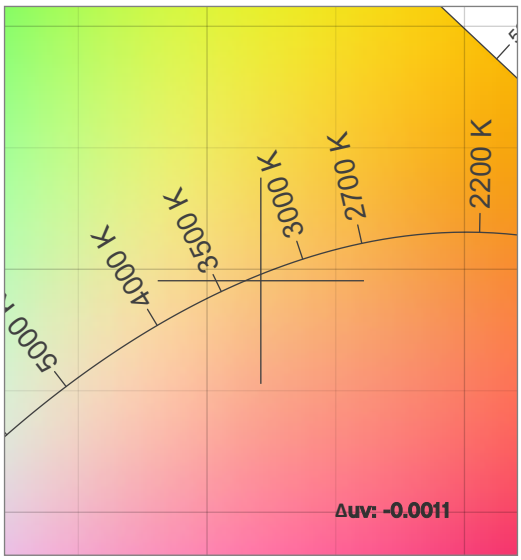

CRI: 81.6 (R1-R8)

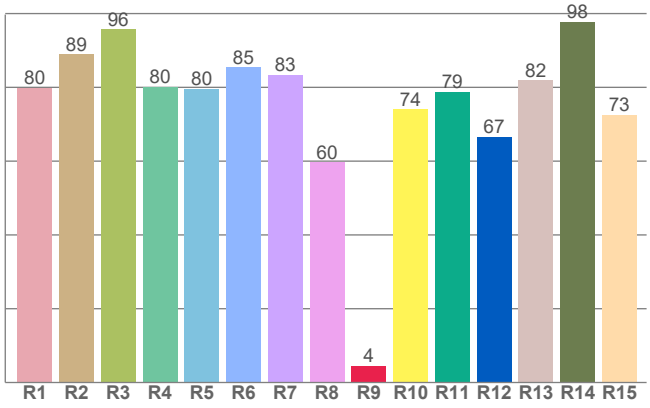

CQS: 80.3

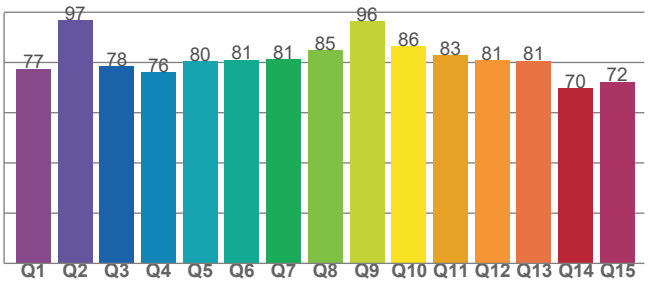

Color Parameters

Color Temperature	Color Coordinate CIE 1931	Color Coordinate CIE 1931
CCT	x	y
3220 K	0.421	0.395

Color Deviation from Black Body Curve	Color Coordinate CIE 1964	Color Coordinate CIE 1964
Δuv	y	u
-0.0011	0.395	0.244

Color Rendering Index	Red Component	Color Quality Scale
CRI	CRI - R9	CQS
81.6	4.4	80.3

Television Lighting Consistency Index	Color Fidelity	Color Gamut
TLCI	TM30 - Rf	TM30 Rg
65	83.1	97.3

© 2026 Chauvet & Sons, LLC. All rights reserved
All product specifications, measurements and dimensions are subject to change without notice

Photometric & Chromaticity Report

Strike Array Ultra: Standard Optics-Pod - Warm White Only

TM-30 Details

Rf 83.1
Fidelity Index
(Rg)

Rg 97.3
Gammut Index
(Rg)

		Graphic shifts (%)	
Hue Bin	R_f	Chroma	Hue
1	80	-12%	-1%
2	80	-9%	8%
3	74	-3%	13%
4	84	2%	10%
5	90	5%	5%
6	90	5%	-3%
7	85	-1%	-9%
8	92	-4%	-4%
9	89	-7%	2%
10	80	-7%	10%
11	77	-1%	15%
12	85	7%	5%
13	88	6%	-4%
14	81	7%	-13%
15	79	-1%	-14%
16	78	-7%	-16%

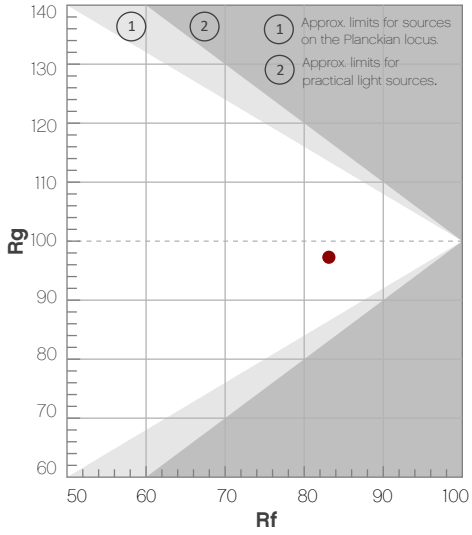

Color Vector Graphic

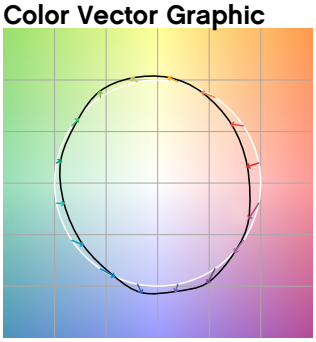

Color Distortion Graphic



Rf by Hue

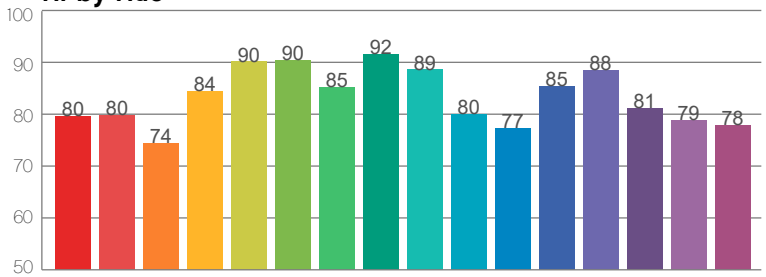

Local Chroma Shift by Hue

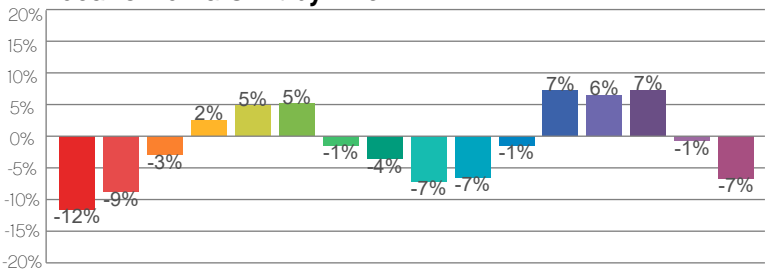

Color Evaluation Sample

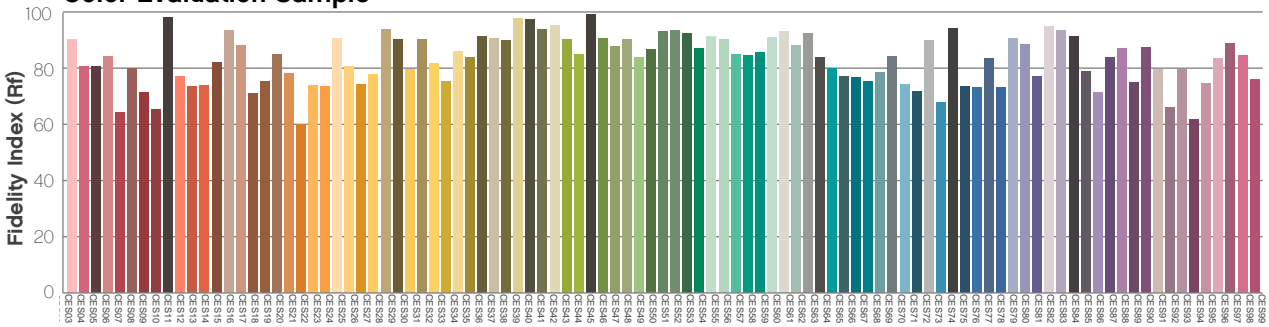

© 2026 Chauvet & Sons, LLC. All rights reserved
All product specifications, measurements and dimensions are subject to change without notice

Photometric & Chromaticity Report

Strike Array Ultra: Standard Optics-Ring - RGB

Report Summary

Measurements

Fixture Output: 325 lm
Fixture Peak: 115 cd
Fixture Efficacy: n/a lm/W
Intensity @ 5m: 5 lux
Color Temperature: 7899 K
CRI: 30.1 CRI R9 Value: -256.5
CQS: 55.4
TLCI: 18
TM-30 Rf: 52.9
TM-30 Rg: 108.4
Beam Angle (50%): 107.8°
Field Angle (10%): 169.8°
Cutoff Angle (3%): 178.9°

Conditions

AC Supply: 119 V, 60 Hz
Power: 0.0 W
Current: 0.000 A
Power Factor: n/a

This data sheet conforms to American National Standard E1.9 – 2007 (R2017). All data was measured and calculated by a Viso Systems LabSpion Goniometer at the Chauvet PD Optics Laboratory in Davie, FL on 2/5/2026 to LM-63-2002 Standards.

Overall Measurement

Angular Beam Distribution

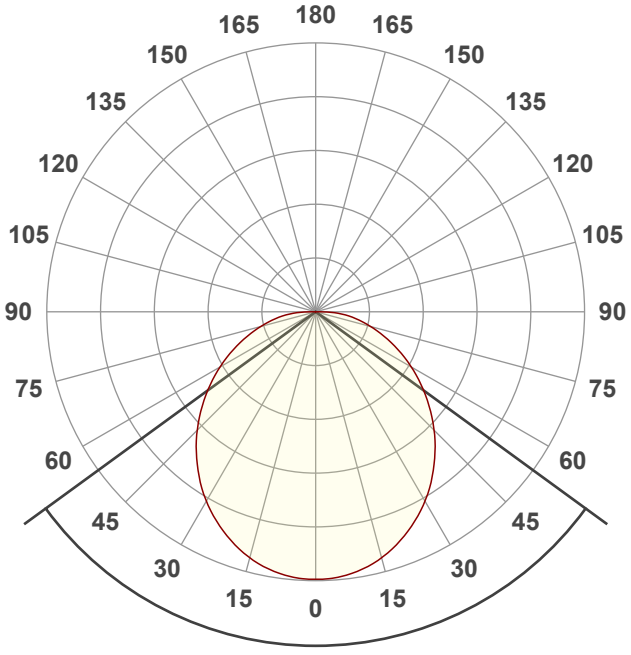

Beam Angle 107.8°

Spectral Distribution

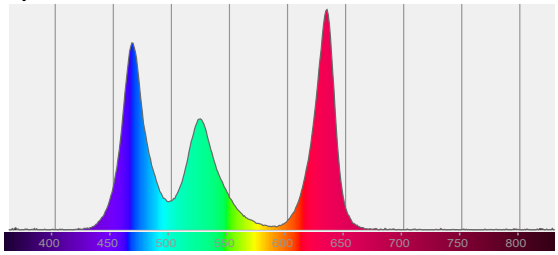

Tested Color (CIE 1931):
X: 0.299
Y: 0.298

Light Quality

CRI: 30.1

Color Temperature

7899 K

© 2026 Chauvet & Sons, LLC. All rights reserved
All product specifications, measurements and dimensions are subject to change without notice

Photometric & Chromaticity Report

Strike Array Ultra: Standard Optics-Ring - RGB

Beam Details

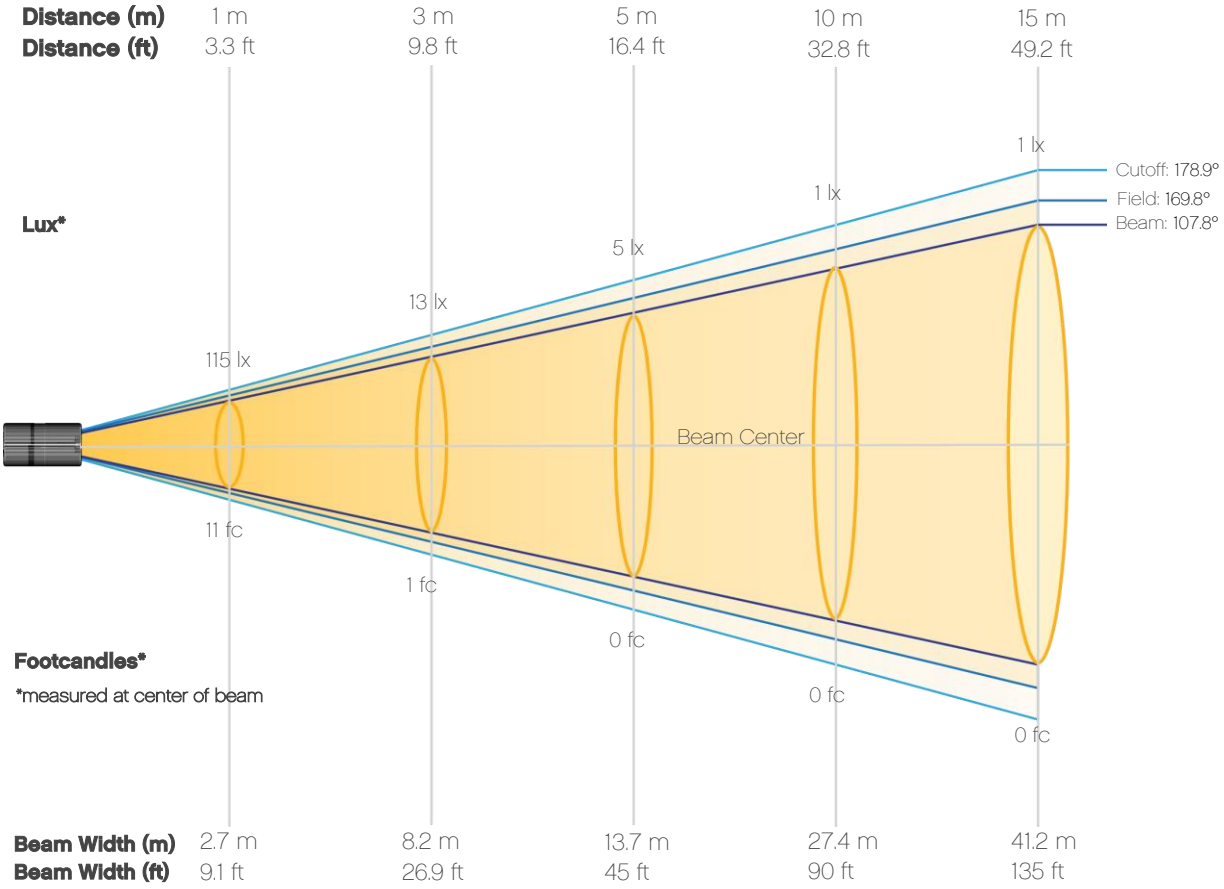

Beam Intensities from 1-20m (3.3-65.6ft)

Distance	1m	2m	3m	4m	5m	6m	7m	8m	9m	10m
Lux	115	29	13	7	5	3	2	2	1	1
Distance	**11m**	**12m**	**13m**	**14m**	**15m**	**16m**	**17m**	**18m**	**19m**	**20m**
Lux	1	1	1	1	1	0	0	0	0	0
Distance	**3.3ft**	**6.6ft**	**9.8ft**	**13.1ft**	**16.4ft**	**19.7ft**	**23ft**	**26.2ft**	**29.5ft**	**32.8ft**
FC	11	3	1	1	0	0	0	0	0	0
Distance	**36.1ft**	**39.4ft**	**42.7ft**	**45.9ft**	**49.2ft**	**52.5ft**	**55.8ft**	**59.1ft**	**62.3ft**	**65.6ft**
FC	0	0	0	0	0	0	0	0	0	0

© 2026 Chauvet & Sons, LLC. All rights reserved
All product specifications, measurements and dimensions are subject to change without notice

Photometric & Chromaticity Report

Strike Array Ultra: Standard Optics-Ring - RGB

Candela Plot

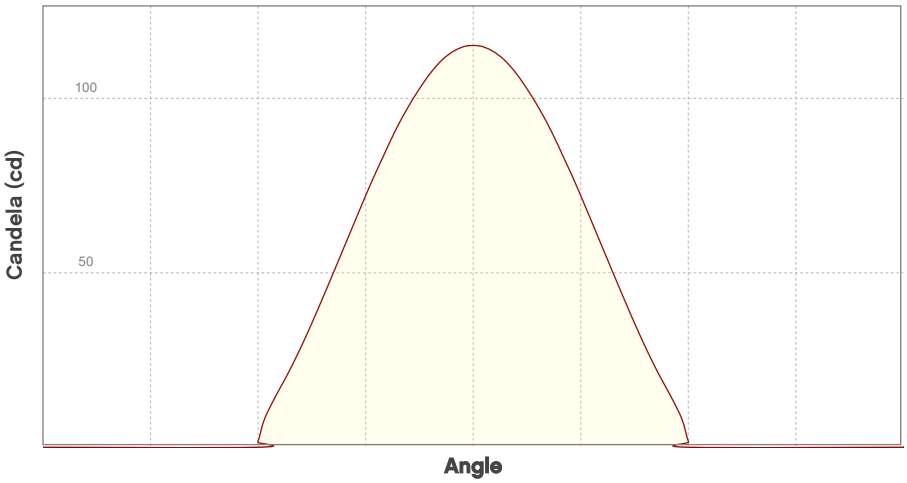

Beam Angle (50%): 107.8°
Field Angle (10%): 169.8°
Cutoff Angle (3%): 178.9°

Vertical Distribution
Horizontal Distribution

ISO Diagrams

ISO Candela Diagram

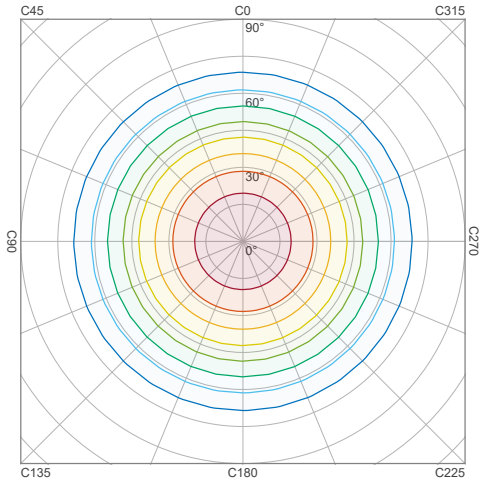

90 %	103.5 cd
80 %	92.0 cd
70 %	80.5 cd
60 %	69.0 cd
50 %	57.5 cd
40 %	46.0 cd
30 %	34.5 cd
20 %	23.0 cd
10 %	11.5 cd

Peak intensity: 115.0 cd
Number of c-planes: 2

ISO Lux Diagram

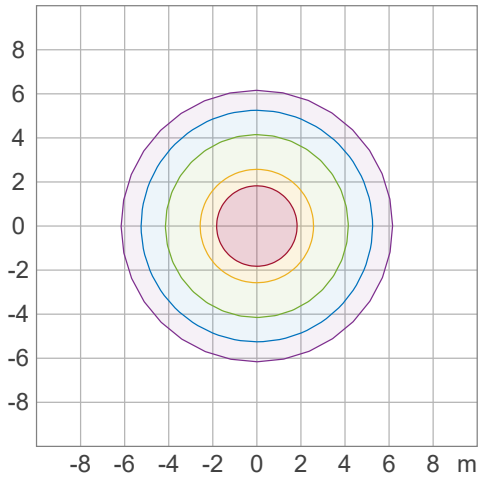

50.0 %	6.4 lx
30.0 %	3.8 lx
10.0 %	1.3 lx
5.0 %	0.6 lx
3.0 %	0.4 lx

Peak illuminance: 12.8 lx
Mounting height: 3.0 m
Number of c-planes: 2

© 2026 Chauvet & Sons, LLC. All rights reserved
All product specifications, measurements and dimensions are subject to change without notice

Photometric & Chromaticity Report

Strike Array Ultra: Standard Optics-Ring - RGB

Chromaticity

CIE 1931

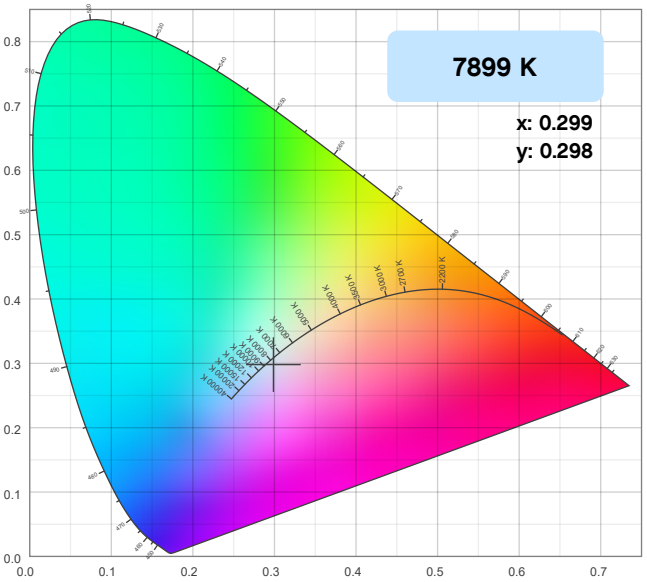

CIE 1931 - Zoom

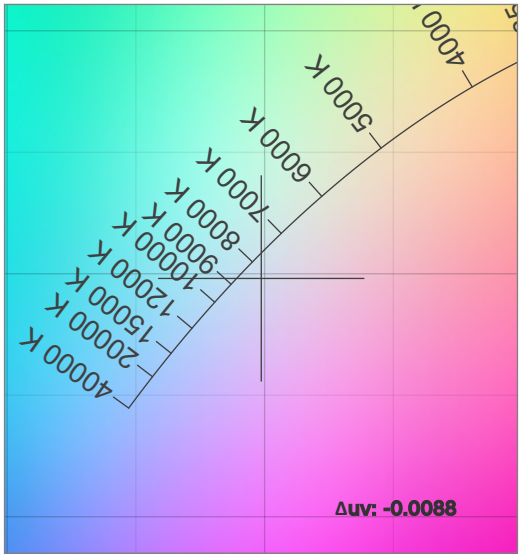

CRI: 30.1 (R1-R8)

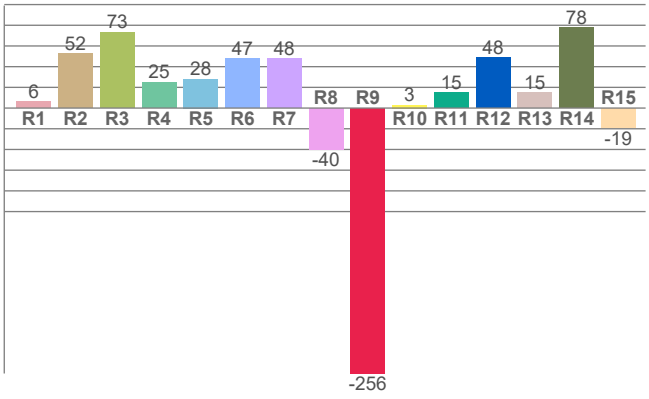

CQS: 55.4

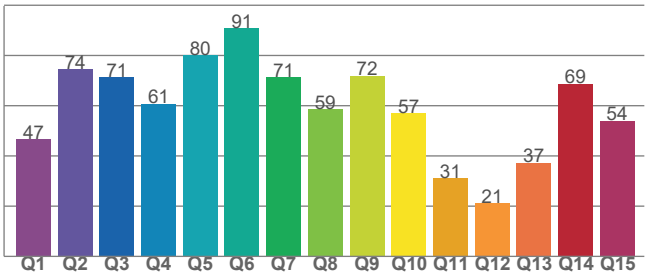

Color Parameters

Color Temperature	Color Coordinate CIE 1931	Color Coordinate CIE 1931
CCT	x	y
7899 K	0.299	0.298

Color Deviation from Black Body Curve	Color Coordinate CIE 1964	Color Coordinate CIE 1964
Δuv	y	u
-0.0088	0.298	0.200

Color Rendering Index	Red Component	Color Quality Scale
CRI	CRI - R9	CQS
30.1	-256.5	55.4

Television Lighting Consistency Index	Color Fidelity	Color Gamut
TLCI	TM30 - Rf	TM30 Rg
18	52.9	108.4

© 2026 Chauvet & Sons, LLC. All rights reserved
All product specifications, measurements and dimensions are subject to change without notice

Photometric & Chromaticity Report

Strike Array Ultra: Standard Optics-Ring - RGB

TM-30 Details

Rf 52.9
Fidelity Index (Rg)

Rg 108.4
Gammut Index (Rg)

		Graphic shifts (%)	
Hue Bin	R_f	Chroma	Hue
1	27	39%	7%
2	33	31%	-21%
3	29	17%	-44%
4	48	-9%	-31%
5	51	-27%	-15%
6	70	-8%	15%
7	80	8%	8%
8	56	18%	19%
9	67	27%	12%
10	71	12%	-1%
11	60	6%	-16%
12	69	-12%	-9%
13	63	-14%	14%
14	40	-13%	34%
15	38	26%	49%
16	44	21%	21%

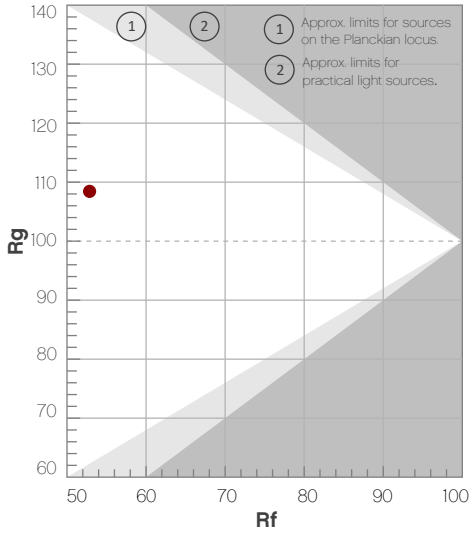

Color Vector Graphic

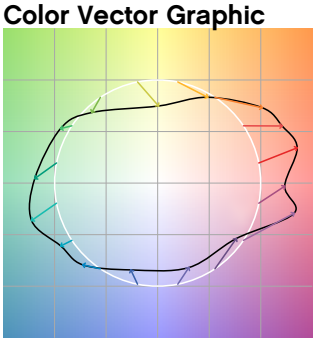

Color Distortion Graphic

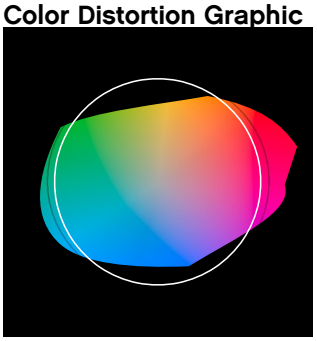

Rf by Hue

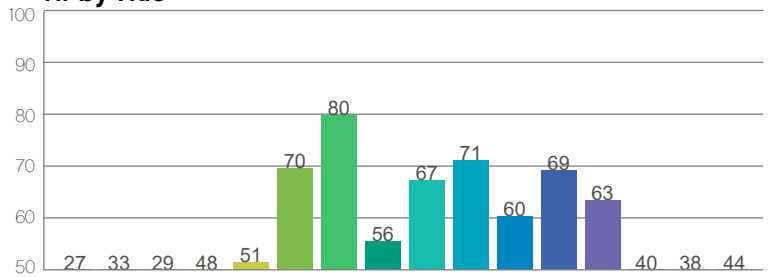

Local Chroma Shift by Hue

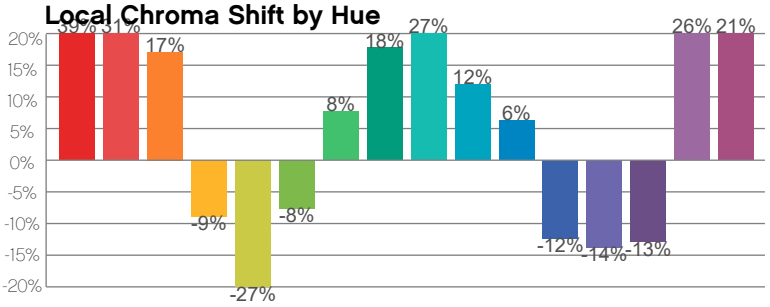

Color Evaluation Sample

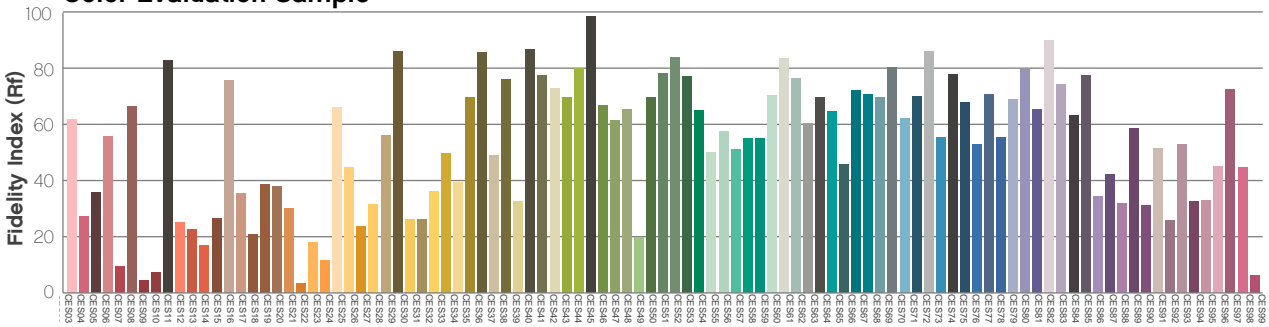

© 2026 Chauvet & Sons, LLC. All rights reserved
All product specifications, measurements and dimensions are subject to change without notice

Photometric & Chromaticity Report

Strike Array Ultra: Standard Optics-Ring - Red Only

Report Summary

Measurements

Fixture Output: 105 lm
Fixture Peak: 36.6 cd
Fixture Efficacy: n/a lm/W
Intensity @ 5m: 1 lux
Color Temperature: 0 K
CRI: 0.0 CRI R9 Value: 0.0
CQS: 0.0
TLCI: n/a
TM-30 Rf: 0.0
TM-30 Rg: 0.0
Beam Angle (50%): 106.9°
Field Angle (10%): 171.2°
Cutoff Angle (3%): 179.4°

Conditions

AC Supply: 119 V, 60 Hz
Power: 0.0 W
Current: 0.000 A
Power Factor: n/a

This data sheet conforms to American National Standard E1.9 – 2007 (R2017). All data was measured and calculated by a Viso Systems LabSpion Goniometer at the Chauvet PD Optics Laboratory in Davie, FL on 2/5/2026 to LM-63-2002 Standards.

Overall Measurement

Angular Beam Distribution

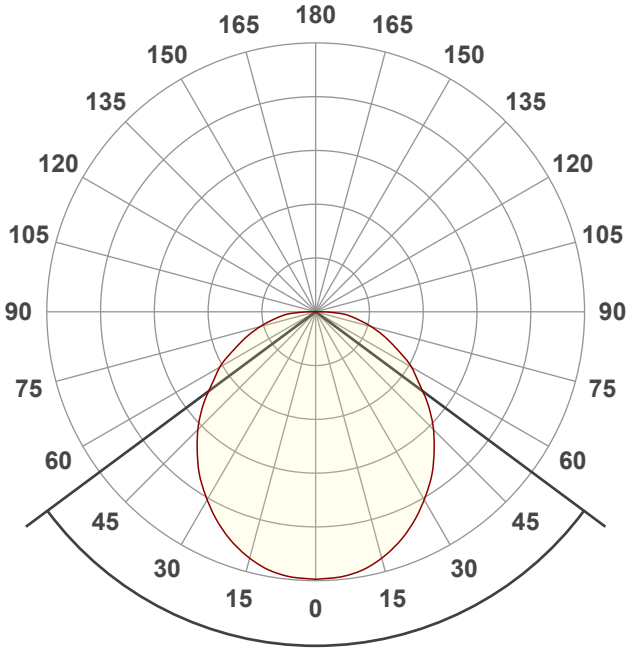

Beam Angle 106.9°

Spectral Distribution

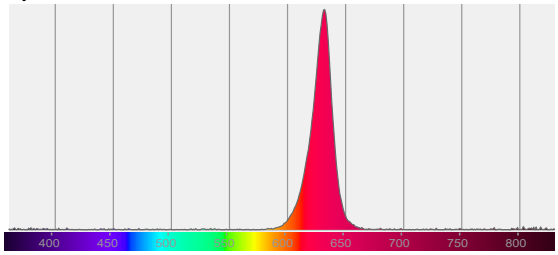

Tested Color (CIE 1931)**:**
X: 0.692
Y: 0.303

Light Quality

CRI: 0.0

Color Temperature

0 K

© 2026 Chauvet & Sons, LLC. All rights reserved
All product specifications, measurements and dimensions are subject to change without notice

Photometric & Chromaticity Report

Strike Array Ultra: Standard Optics-Ring - Red Only

Beam Details

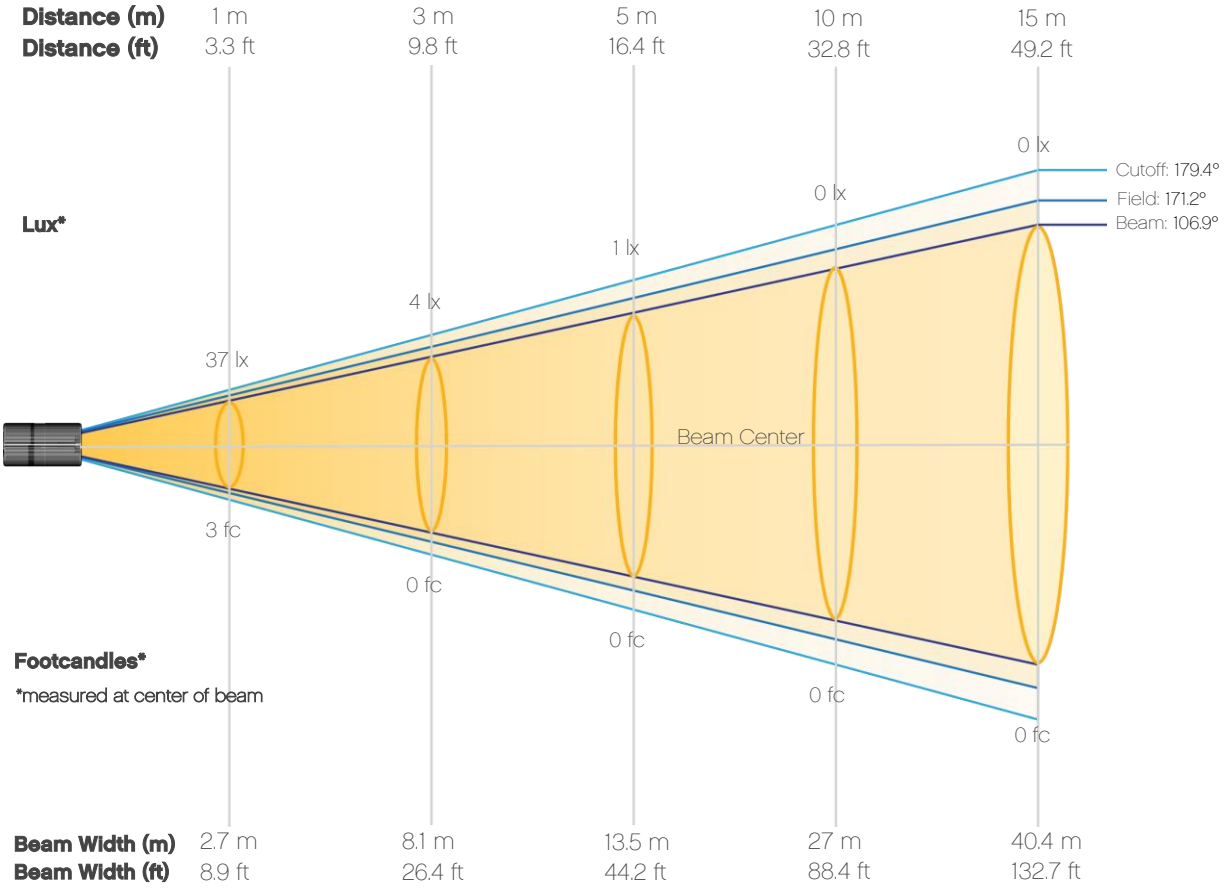

Beam Intensities from 1-20m (3.3-65.6ft)

Distance	1m	2m	3m	4m	5m	6m	7m	8m	9m	10m
Lux	37	9	4	2	1	1	1	1	0	0
Distance	**11m**	**12m**	**13m**	**14m**	**15m**	**16m**	**17m**	**18m**	**19m**	**20m**
Lux	0	0	0	0	0	0	0	0	0	0
Distance	**3.3ft**	**6.6ft**	**9.8ft**	**13.1ft**	**16.4ft**	**19.7ft**	**23ft**	**26.2ft**	**29.5ft**	**32.8ft**
FC	3	1	0	0	0	0	0	0	0	0
Distance	**36.1ft**	**39.4ft**	**42.7ft**	**45.9ft**	**49.2ft**	**52.5ft**	**55.8ft**	**59.1ft**	**62.3ft**	**65.6ft**
FC	0	0	0	0	0	0	0	0	0	0

© 2026 Chauvet & Sons, LLC. All rights reserved
All product specifications, measurements and dimensions are subject to change without notice

Photometric & Chromaticity Report

Strike Array Ultra: Standard Optics-Ring - Red Only

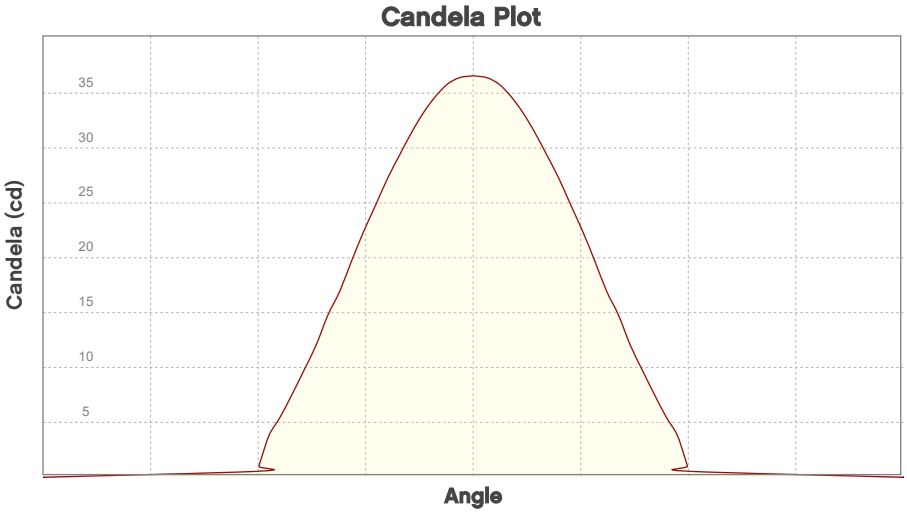

Beam Angle (50%): 106.9°
Field Angle (10%): 171.2°
Cutoff Angle (3%): 179.4°

Vertical Distribution
Horizontal Distribution

ISO Diagrams

ISO Candela Diagram

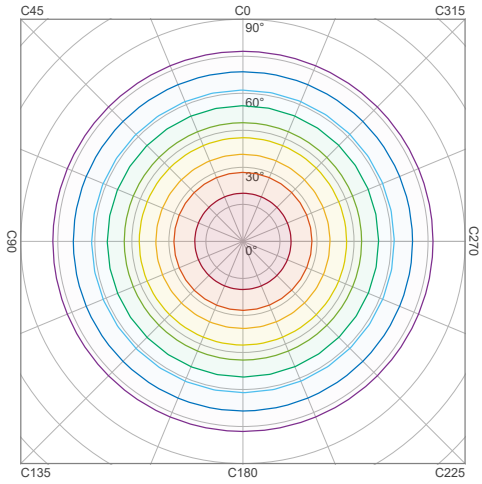

90 %	32.9 cd
80 %	29.2 cd
70 %	25.6 cd
60 %	21.9 cd
50 %	18.3 cd
40 %	14.6 cd
30 %	11.0 cd
20 %	7.3 cd
10 %	3.7 cd

Peak intensity: 36.6 cd
Number of c-planes: 2

ISO Lux Diagram

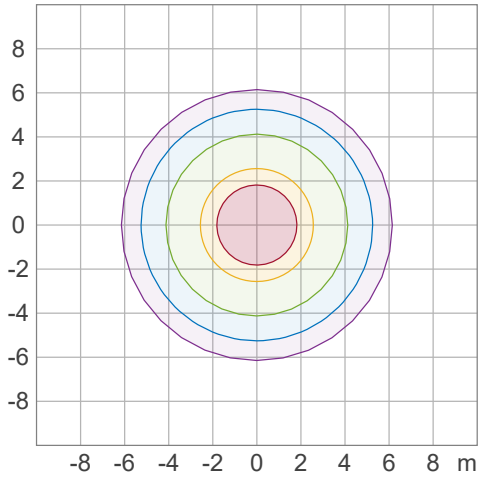

50.0 %	2.0 lx
30.0 %	1.2 lx
10.0 %	0.4 lx
5.0 %	0.2 lx
3.0 %	0.1 lx

Peak illuminance: 4.1 lx
Mounting height: 3.0 m
Number of c-planes: 2

© 2026 Chauvet & Sons, LLC. All rights reserved
All product specifications, measurements and dimensions are subject to change without notice

Photometric & Chromaticity Report

Strike Array Ultra: Standard Optics-Ring - Red Only

Chromaticity

CIE 1931

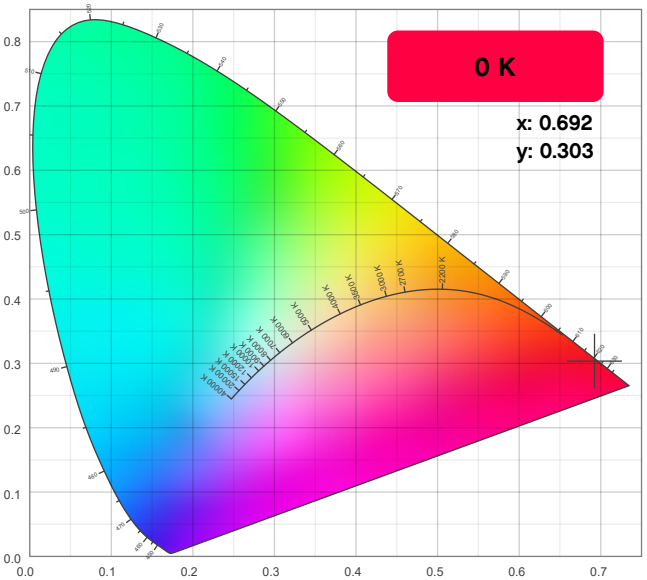

CIE 1931 - Zoom

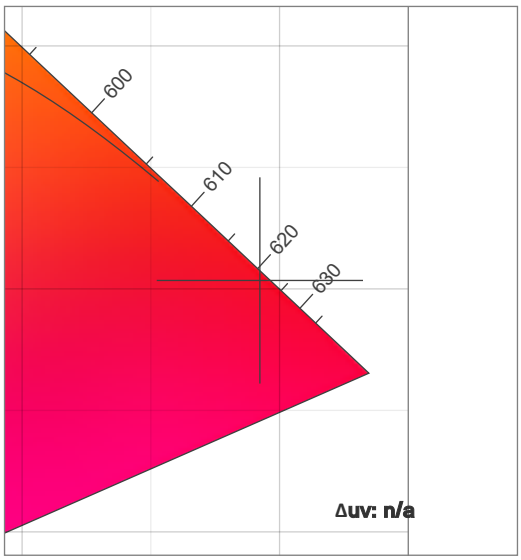

CRI: 0.0 (R1-R8)

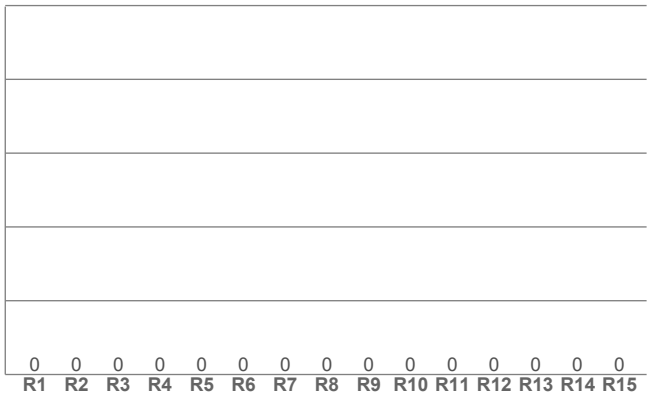

CQS: 0.0

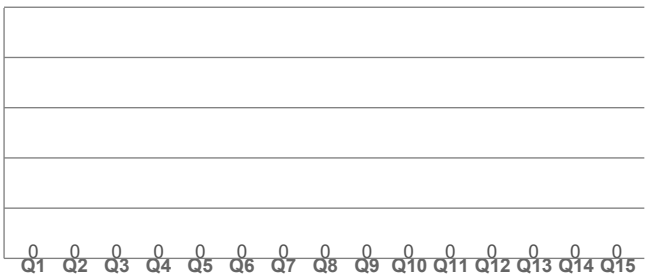

Color Parameters

Color Temperature	Color Coordinate CIE 1931	Color Coordinate CIE 1931
CCT	x	y
0 K	0.692	0.303

Color Deviation from Black Body Curve	Color Coordinate CIE 1964	Color Coordinate CIE 1964
Δuv	y	u
n/a	0.303	0.527

Color Rendering Index	Red Component	Color Quality Scale
CRI	CRI - R9	CQS
0.0	0.0	0.0

Television Lighting Consistency Index	Color Fidelity	Color Gamut
TLCI	TM30 - Rf	TM30 Rg
n/a	0.0	0.0

© 2026 Chauvet & Sons, LLC. All rights reserved
All product specifications, measurements and dimensions are subject to change without notice

Photometric & Chromaticity Report

Strike Array Ultra: Standard Optics-Ring - Red Only

TM-30 Details

Rf 0.0
Fidelity Index
(Rg)

Rg 0.0
Gammut Index
(Rg)

		Graphic shifts (%)	
Hue Bin	R_f	Chroma	Hue
1	0	0%	0%
2	0	0%	0%
3	0	0%	0%
4	0	0%	0%
5	0	0%	0%
6	0	0%	0%
7	0	0%	0%
8	0	0%	0%
9	0	0%	0%
10	0	0%	0%
11	0	0%	0%
12	0	0%	0%
13	0	0%	0%
14	0	0%	0%
15	0	0%	0%
16	0	0%	0%

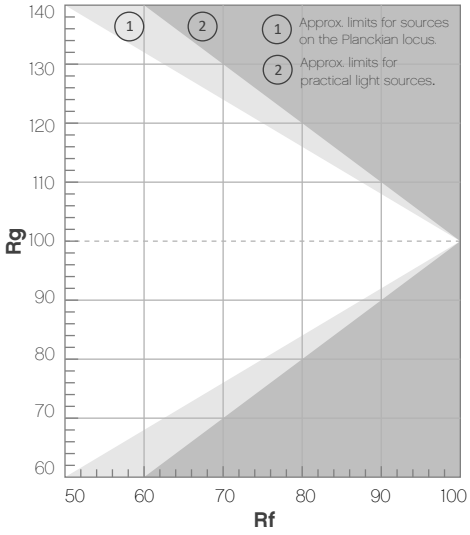

Color Vector Graphic

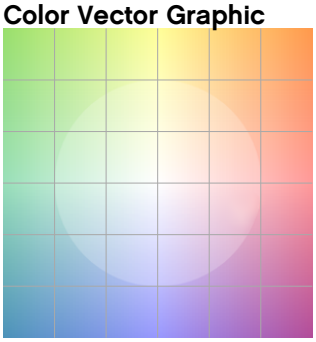

Color Distortion Graphic



Rf by Hue



Local Chroma Shift by Hue



Color Evaluation Sample

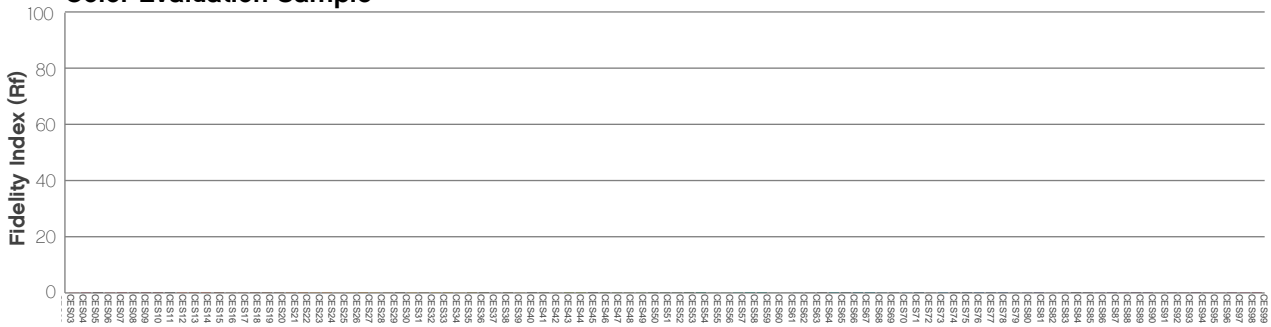

Chauvet Professional – www.chauvetprofessional.com
© 2026 Chauvet & Sons, LLC. All rights reserved
All product specifications, measurements and dimensions are subject to change without notice

Photometric & Chromaticity Report

Strike Array Ultra: Standard Optics-Ring - Green Only

Report Summary

Measurements

Fixture Output: 204 lm
Fixture Peak: 71.6 cd
Fixture Efficacy: n/a lm/W
Intensity @ 5m: 3 lux
Color Temperature: 0 K
CRI: 0.0 CRI R9 Value: 0.0
CQS: 0.0
TLCI: n/a
TM-30 Rf: 0.0
TM-30 Rg: 0.0
Beam Angle (50%): 108.2°
Field Angle (10%): 170.1°
Cutoff Angle (3%): 178.8°

Conditions

AC Supply: 120 V, 60 Hz
Power: 0.0 W
Current: 0.000 A
Power Factor: n/a

This data sheet conforms to American National Standard E1.9 – 2007 (R2017). All data was measured and calculated by a Viso Systems LabSpion Goniometer at the Chauvet PD Optics Laboratory in Davie, FL on 2/5/2026 to LM-63-2002 Standards.

Overall Measurement

Angular Beam Distribution

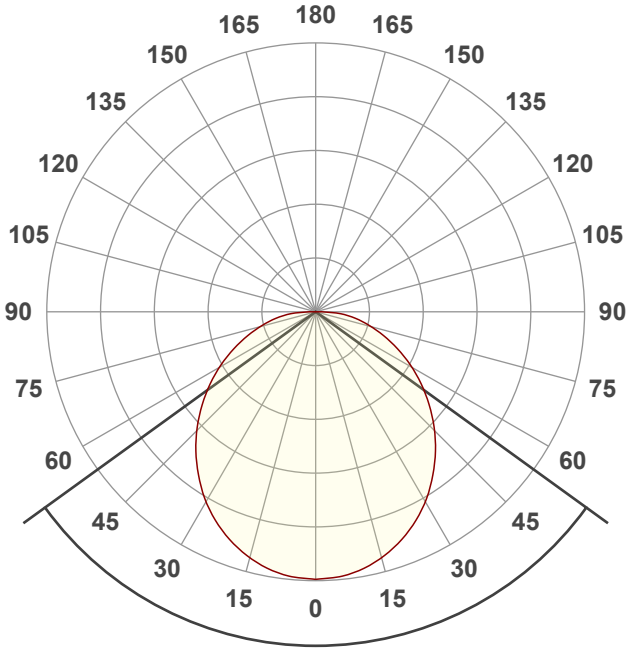

Beam Angle 108.2°

Spectral Distribution

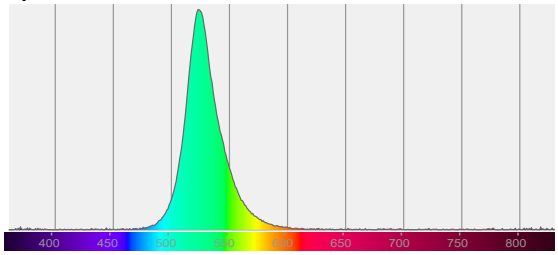

Tested Color (CIE 1931)**:**
X: 0.188
Y: 0.737

Light Quality

CRI: 0.0

Color Temperature

0 K

© 2026 Chauvet & Sons, LLC. All rights reserved
All product specifications, measurements and dimensions are subject to change without notice

Photometric & Chromaticity Report

Strike Array Ultra: Standard Optics-Ring - Green Only

Beam Details

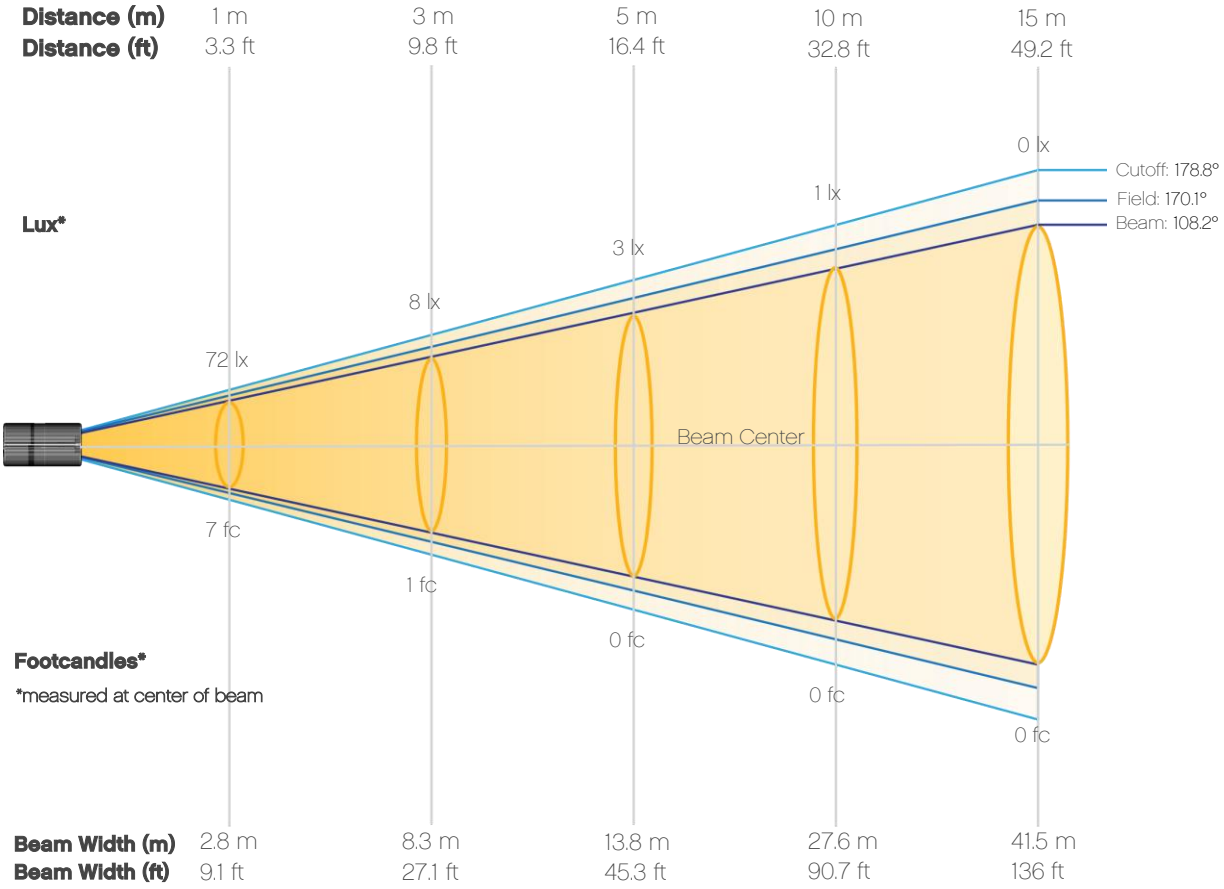

Beam Intensities from 1-20m (3.3-65.6ft)

Distance	1m	2m	3m	4m	5m	6m	7m	8m	9m	10m
Lux	72	18	8	4	3	2	1	1	1	1
Distance	**11m**	**12m**	**13m**	**14m**	**15m**	**16m**	**17m**	**18m**	**19m**	**20m**
Lux	1	0	0	0	0	0	0	0	0	0
Distance	**3.3ft**	**6.6ft**	**9.8ft**	**13.1ft**	**16.4ft**	**19.7ft**	**23ft**	**26.2ft**	**29.5ft**	**32.8ft**
FC	7	2	1	0	0	0	0	0	0	0
Distance	**36.1ft**	**39.4ft**	**42.7ft**	**45.9ft**	**49.2ft**	**52.5ft**	**55.8ft**	**59.1ft**	**62.3ft**	**65.6ft**
FC	0	0	0	0	0	0	0	0	0	0

© 2026 Chauvet & Sons, LLC. All rights reserved
All product specifications, measurements and dimensions are subject to change without notice

Photometric & Chromaticity Report

Strike Array Ultra: Standard Optics-Ring - Green Only

Candela Plot

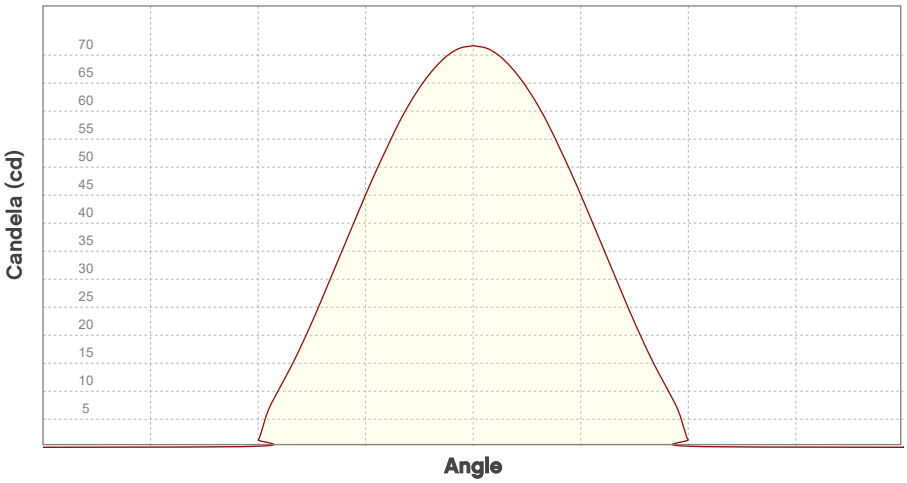

Beam Angle (50%): 108.2°
Field Angle (10%): 170.1°
Cutoff Angle (3%): 178.8°

Vertical Distribution
Horizontal Distribution

ISO Diagrams

ISO Candela Diagram

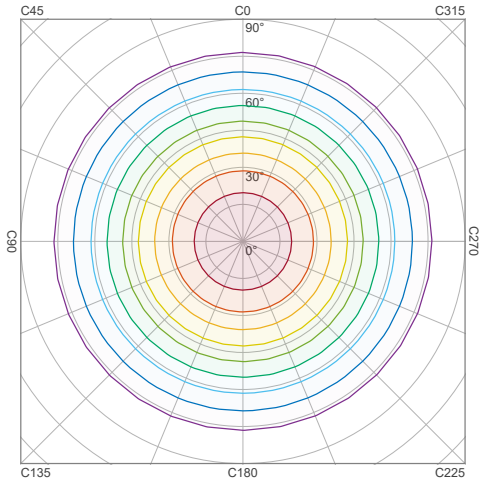

90 %	64.5 cd
80 %	57.3 cd
70 %	50.1 cd
60 %	43.0 cd
50 %	35.8 cd
40 %	28.6 cd
30 %	21.5 cd
20 %	14.3 cd
10 %	7.2 cd

Peak intensity: 71.6 cd
Number of c-planes: 2

ISO Lux Diagram

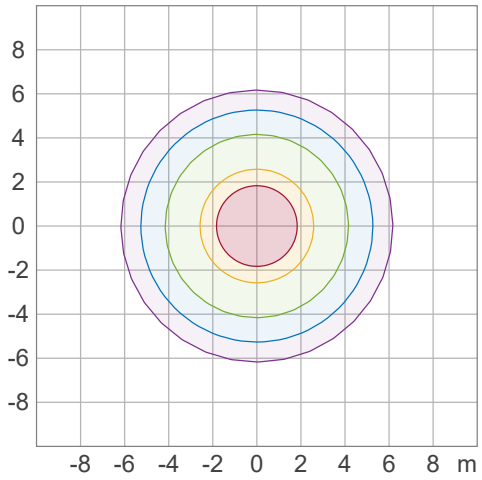

50.0 %	4.0 lx
30.0 %	2.4 lx
10.0 %	0.8 lx
5.0 %	0.4 lx
3.0 %	0.2 lx

Peak illuminance: 8.0 lx
Mounting height: 3.0 m
Number of c-planes: 2

© 2026 Chauvet & Sons, LLC. All rights reserved
All product specifications, measurements and dimensions are subject to change without notice

Photometric & Chromaticity Report

Strike Array Ultra: Standard Optics-Ring - Green Only

Chromaticity

CIE 1931

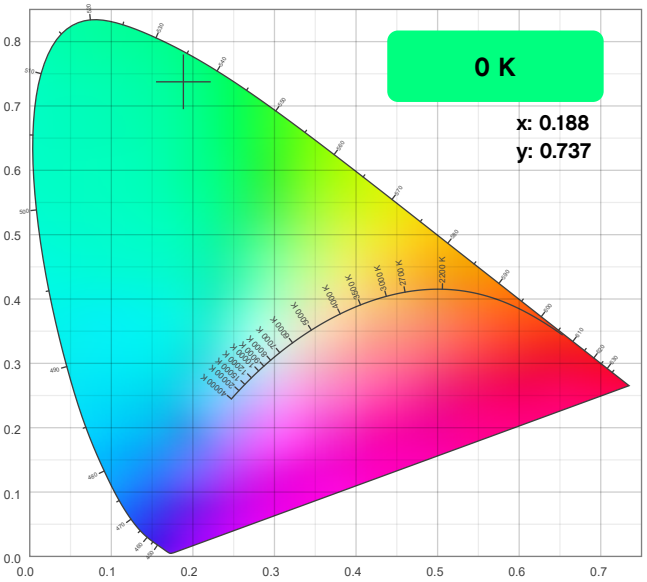

CIE 1931 - Zoom

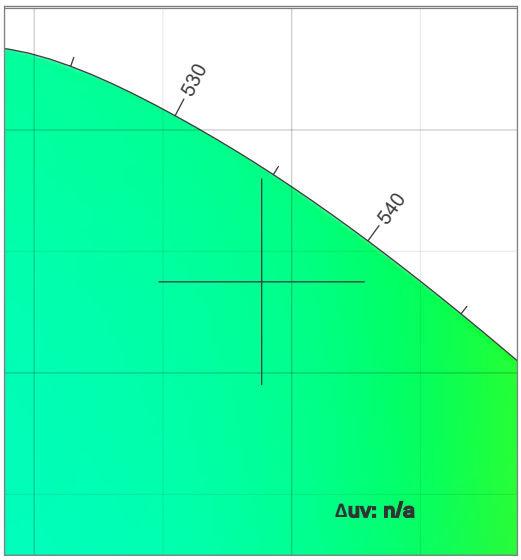

CRI: 0.0 (R1-R8)

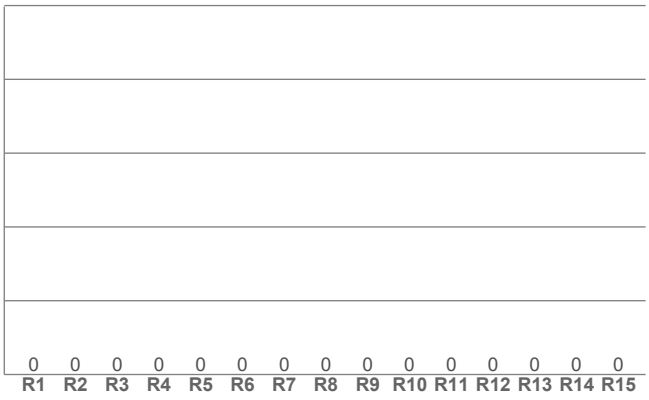

CQS: 0.0

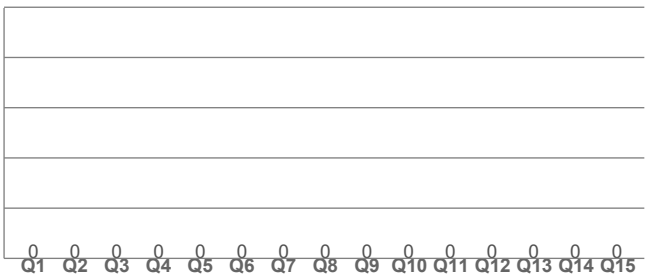

Color Parameters

Color Temperature	Color Coordinate CIE 1931	Color Coordinate CIE 1931
CCT	x	y
0 K	0.188	0.737

Color Deviation from Black Body Curve	Color Coordinate CIE 1964	Color Coordinate CIE 1964
Δuv	y	u
n/a	0.737	0.066

Color Rendering Index	Red Component	Color Quality Scale
CRI	CRI - R9	CQS
0.0	0.0	0.0

Television Lighting Consistency Index	Color Fidelity	Color Gamut
TLCI	TM30 - Rf	TM30 Rg
n/a	0.0	0.0

© 2026 Chauvet & Sons, LLC. All rights reserved
All product specifications, measurements and dimensions are subject to change without notice

Photometric & Chromaticity Report

Strike Array Ultra: Standard Optics-Ring - Green Only

TM-30 Details

Rf 0.0
Fidelity Index (Rg)

Rg 0.0
Gammut Index (Rg)

		Graphic shifts (%)	
Hue Bin	R_f	Chroma	Hue
1	0	0%	0%
2	0	0%	0%
3	0	0%	0%
4	0	0%	0%
5	0	0%	0%
6	0	0%	0%
7	0	0%	0%
8	0	0%	0%
9	0	0%	0%
10	0	0%	0%
11	0	0%	0%
12	0	0%	0%
13	0	0%	0%
14	0	0%	0%
15	0	0%	0%
16	0	0%	0%

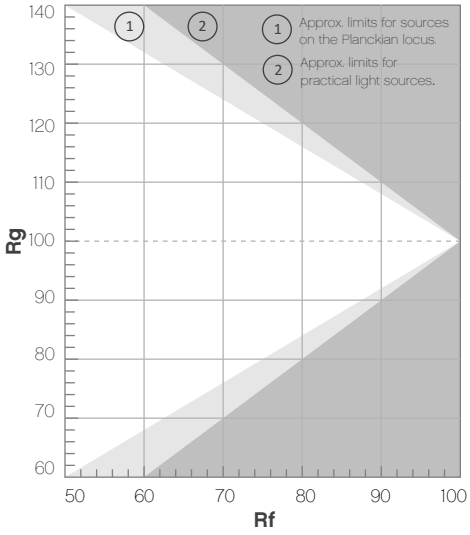

Color Vector Graphic

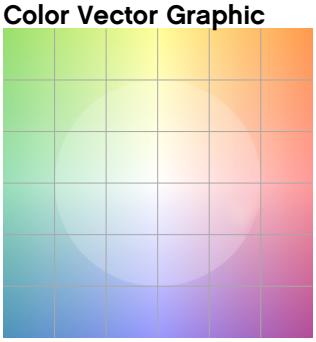

Color Distortion Graphic



Rf by Hue



Local Chroma Shift by Hue



Color Evaluation Sample

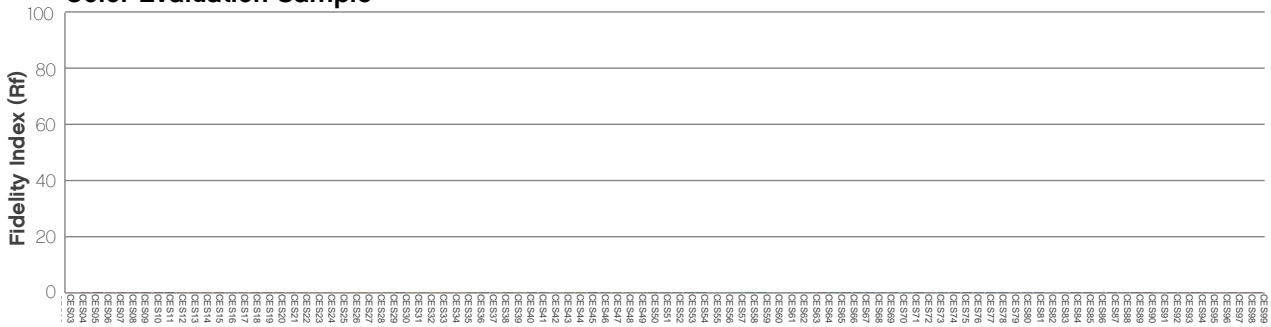

Chauvet Professional – www.chauvetprofessional.com
© 2026 Chauvet & Sons, LLC. All rights reserved
All product specifications, measurements and dimensions are subject to change without notice

Photometric & Chromaticity Report

Strike Array Ultra: Standard Optics-Ring - Blue Only

Report Summary

Measurements

Fixture Output: 36.7 lm
Fixture Peak: 12.9 cd
Fixture Efficacy: n/a lm/W
Intensity @ 5m: 1 lux
Color Temperature: 0 K
CRI: 0.0 CRI R9 Value: 0.0
CQS: 0.0
TLCI: n/a
TM-30 Rf: 0.0
TM-30 Rg: 0.0
Beam Angle (50%): 108.8°
Field Angle (10%): 170.8°
Cutoff Angle (3%): 178.7°

Conditions

AC Supply: 120 V, 60 Hz
Power: 0.0 W
Current: 0.000 A
Power Factor: n/a

This data sheet conforms to American National Standard E1.9 – 2007 (R2017). All data was measured and calculated by a Viso Systems LabSpion Goniometer at the Chauvet PD Optics Laboratory in Davie, FL on 2/5/2026 to LM-63-2002 Standards.

Overall Measurement

Angular Beam Distribution

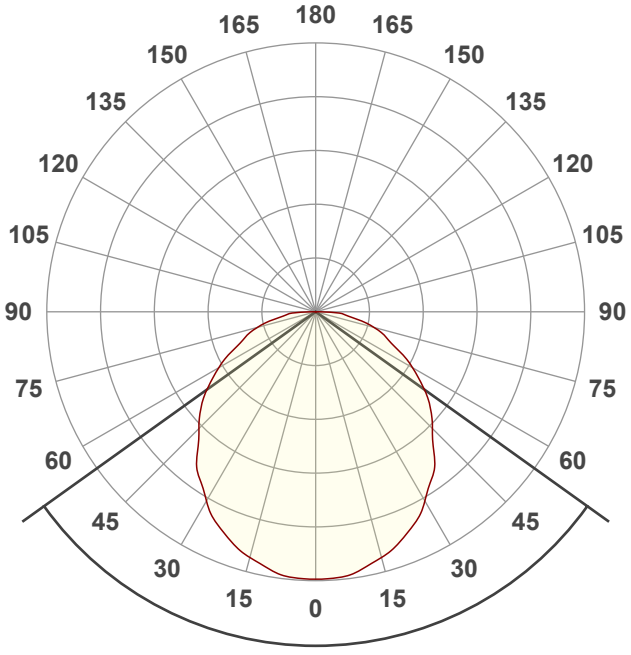

Beam Angle 108.8°

Spectral Distribution

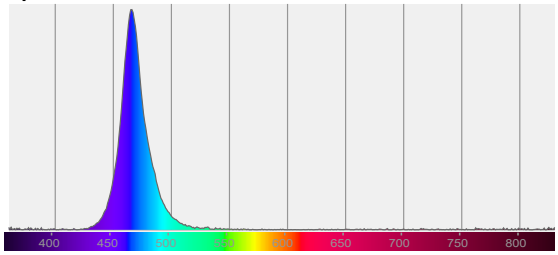

Tested Color (CIE 1931)**:**
X: 0.130
Y: 0.067

Light Quality

CRI: 0.0

Color Temperature

0 K

© 2026 Chauvet & Sons, LLC. All rights reserved
All product specifications, measurements and dimensions are subject to change without notice

Photometric & Chromaticity Report

Strike Array Ultra: Standard Optics-Ring - Blue Only

Beam Details

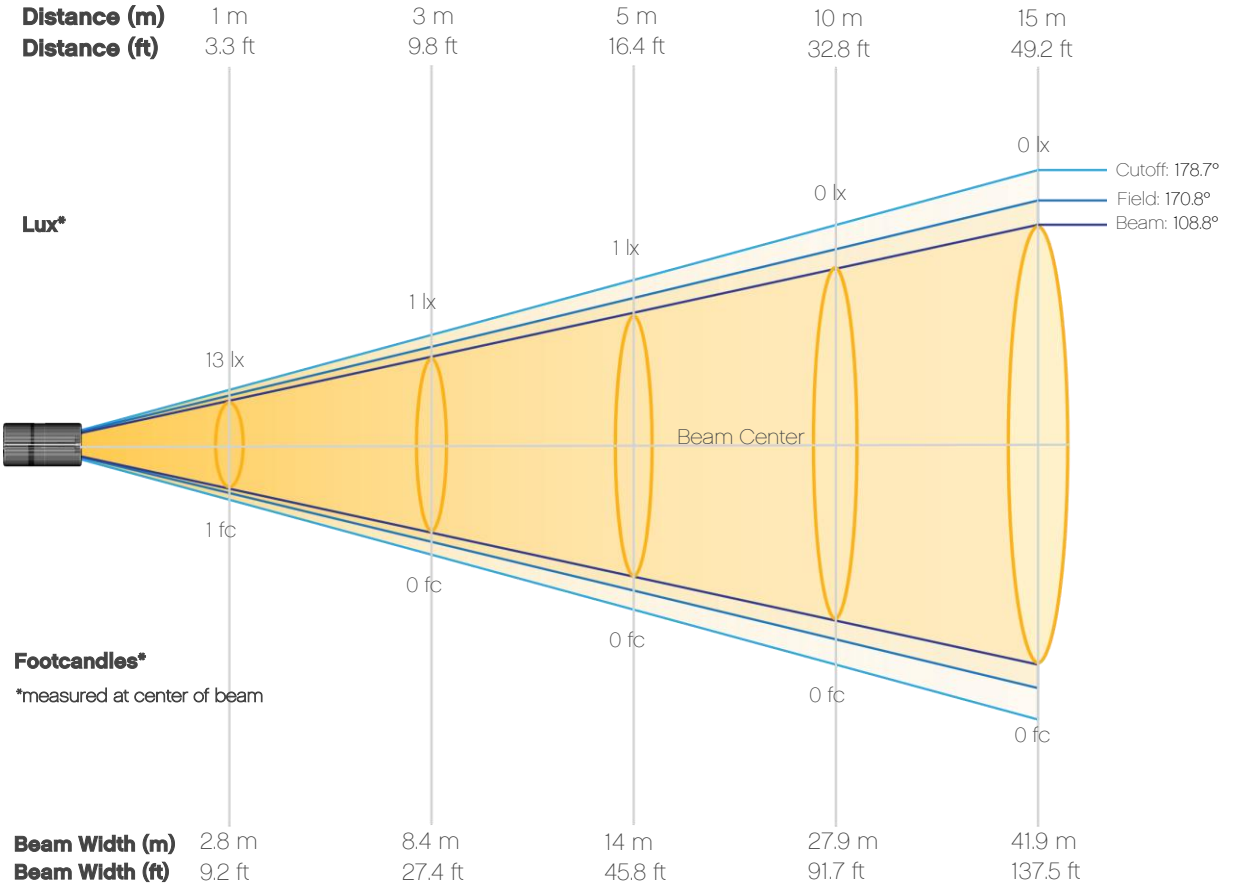

Beam Intensities from 1-20m (3.3-65.6ft)

Distance	1m	2m	3m	4m	5m	6m	7m	8m	9m	10m
Lux	13	3	1	1	1	0	0	0	0	0
Distance	**11m**	**12m**	**13m**	**14m**	**15m**	**16m**	**17m**	**18m**	**19m**	**20m**
Lux	0	0	0	0	0	0	0	0	0	0
Distance	**3.3ft**	**6.6ft**	**9.8ft**	**13.1ft**	**16.4ft**	**19.7ft**	**23ft**	**26.2ft**	**29.5ft**	**32.8ft**
FC	1	0	0	0	0	0	0	0	0	0
Distance	**36.1ft**	**39.4ft**	**42.7ft**	**45.9ft**	**49.2ft**	**52.5ft**	**55.8ft**	**59.1ft**	**62.3ft**	**65.6ft**
FC	0	0	0	0	0	0	0	0	0	0

© 2026 Chauvet & Sons, LLC. All rights reserved
All product specifications, measurements and dimensions are subject to change without notice

Photometric & Chromaticity Report

Strike Array Ultra: Standard Optics-Ring - Blue Only

Candela Plot

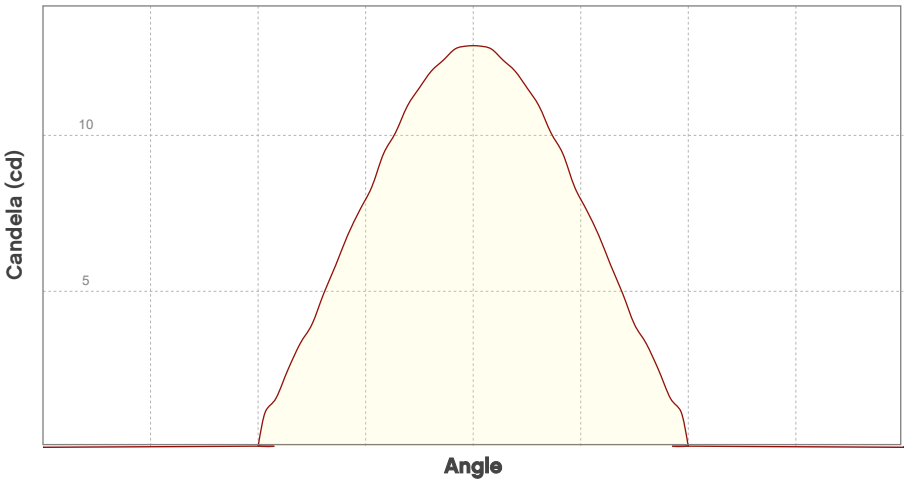

Beam Angle (50%): 108.8°
Field Angle (10%): 170.8°
Cutoff Angle (3%): 178.7°

Vertical Distribution
Horizontal Distribution

ISO Diagrams

ISO Candela Diagram

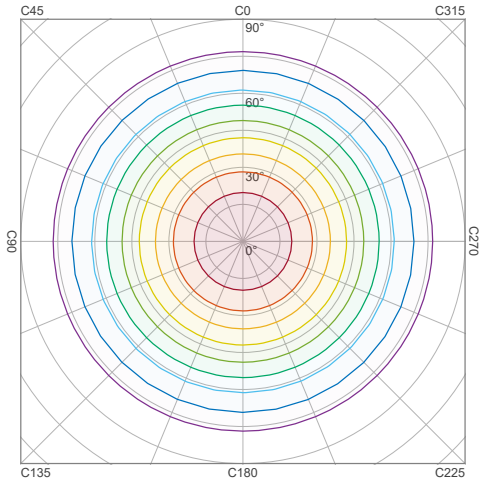

90 %	11.6 cd
80 %	10.3 cd
70 %	9.0 cd
60 %	7.7 cd
50 %	6.4 cd
40 %	5.1 cd
30 %	3.9 cd
20 %	2.6 cd
10 %	1.3 cd

Peak intensity: 12.9 cd
Number of c-planes: 2

ISO Lux Diagram

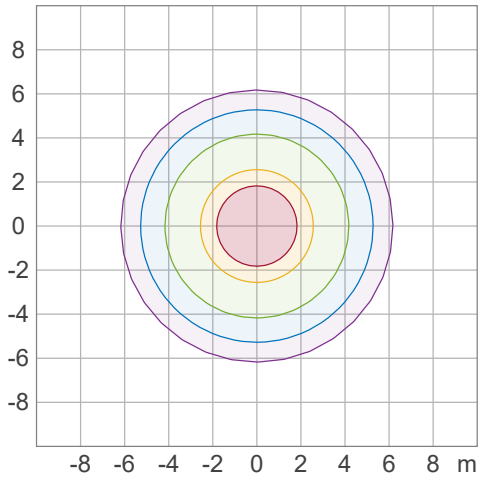

50.0 %	0.7 lx
30.0 %	0.4 lx
10.0 %	0.1 lx
5.0 %	0.1 lx
3.0 %	0.0 lx

Peak illuminance: 1.4 lx
Mounting height: 3.0 m
Number of c-planes: 2

© 2026 Chauvet & Sons, LLC. All rights reserved
All product specifications, measurements and dimensions are subject to change without notice

Photometric & Chromaticity Report

Strike Array Ultra: Standard Optics-Ring - Blue Only

Chromaticity

CIE 1931

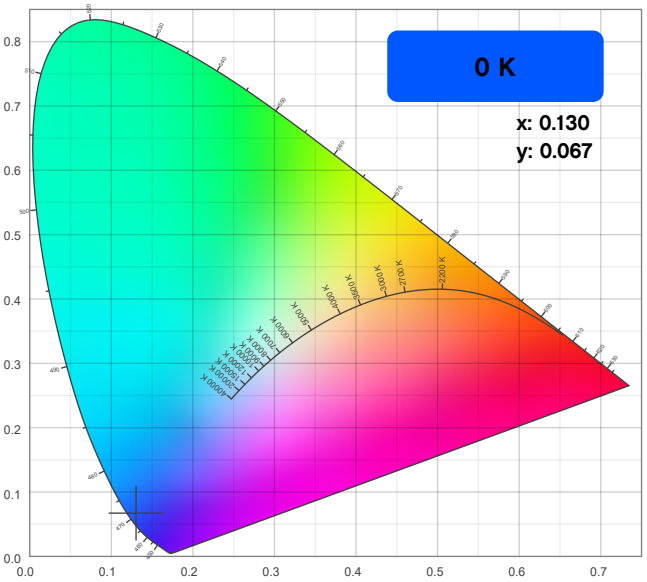

CIE 1931 - Zoom

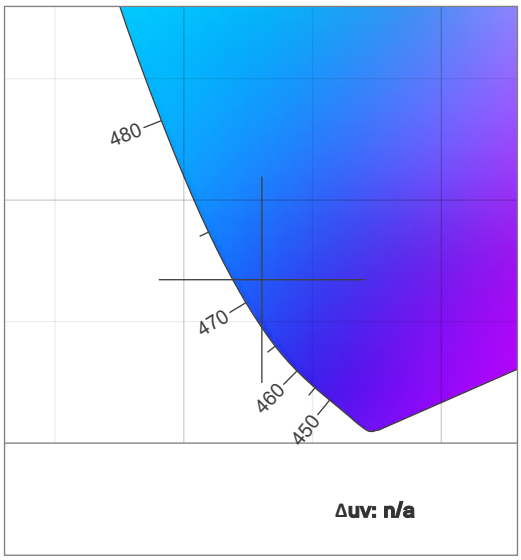

CRI: 0.0 (R1-R8)

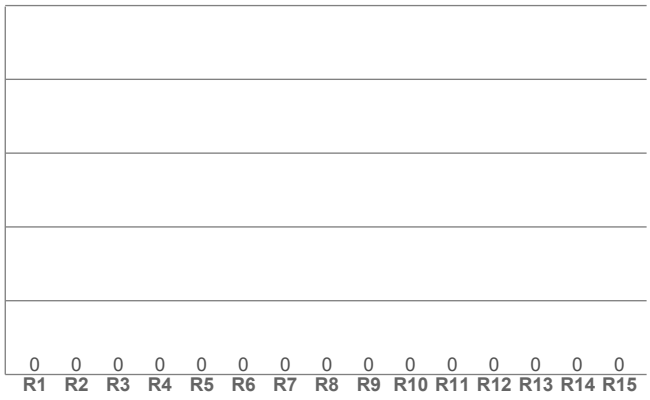

CQS: 0.0

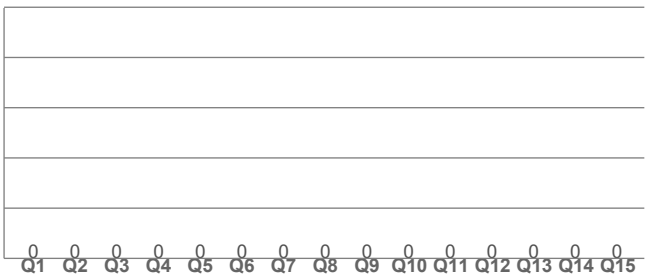

Color Parameters

Color Temperature	Color Coordinate CIE 1931	Color Coordinate CIE 1931
CCT	x	y
0 K	0.130	0.067

Color Deviation from Black Body Curve	Color Coordinate CIE 1964	Color Coordinate CIE 1964
Δuv	y	u
n/a	0.067	0.147

Color Rendering Index	Red Component	Color Quality Scale
CRI	CRI - R9	CQS
0.0	0.0	0.0

Television Lighting Consistency Index	Color Fidelity	Color Gamut
TLCI	TM30 - Rf	TM30 Rg
n/a	0.0	0.0

© 2026 Chauvet & Sons, LLC. All rights reserved
All product specifications, measurements and dimensions are subject to change without notice

Photometric & Chromaticity Report

Strike Array Ultra: Standard Optics-Ring - Blue Only

TM-30 Details

Rf 0.0
Fidelity Index (Rg)

Rg 0.0
Gammut Index (Rg)

		Graphic shifts (%)	
Hue Bin	R_f	Chroma	Hue
1	0	0%	0%
2	0	0%	0%
3	0	0%	0%
4	0	0%	0%
5	0	0%	0%
6	0	0%	0%
7	0	0%	0%
8	0	0%	0%
9	0	0%	0%
10	0	0%	0%
11	0	0%	0%
12	0	0%	0%
13	0	0%	0%
14	0	0%	0%
15	0	0%	0%
16	0	0%	0%

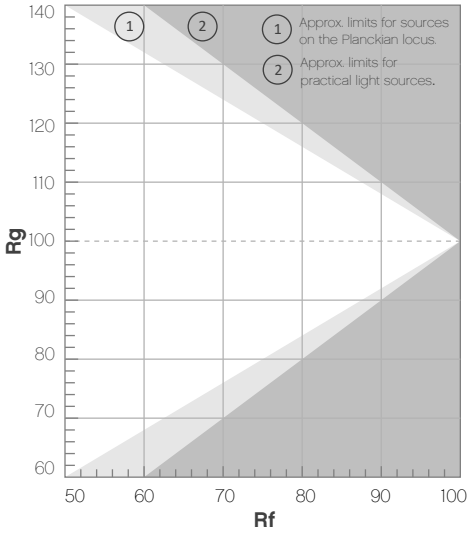

Color Vector Graphic

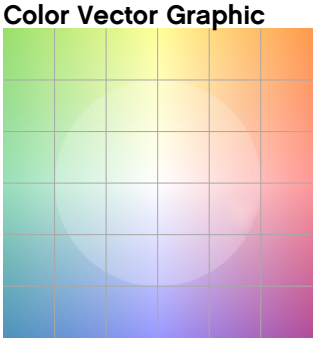

Color Distortion Graphic



Rf by Hue



Local Chroma Shift by Hue



Color Evaluation Sample

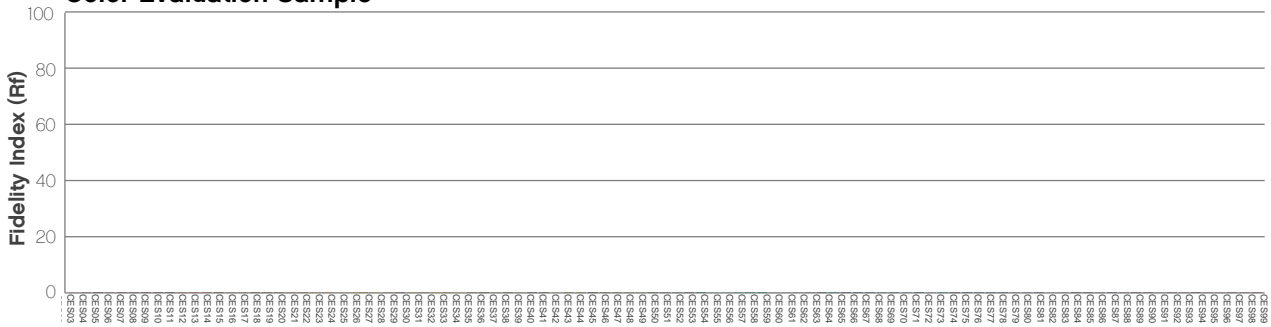

Chauvet Professional – www.chauvetprofessional.com
© 2026 Chauvet & Sons, LLC. All rights reserved
All product specifications, measurements and dimensions are subject to change without notice

Contact Us

General Information	Technical Support
Chauvet World Headquarters	
Address: 3360 Davie Rd., Suite 509 Davie, FL 33314 Voice: (954) 577-4455 Fax: (954) 929-5560 Toll Free: (800) 762-1084	Voice: (844) 393-7575 Fax: (954) 756-8015 Email: chauvetcs@chauvetlighting.com Website: www.chauvetprofessional.com
Chauvet U.K.	
Address: Pod 1 EVO Park Little Oak Drive, Sherwood Park Nottinghamshire, NG15 0EB UK Voice: +44 (0) 1773 511115 Fax: +44 (0) 1773 511110	Email: UKtech@chauvetlighting.eu Website: www.chauvetprofessional.eu
Chauvet Benelux	
Address: Vaartlaan 9 9800 Deinze Belgium Voice: +32 9 388 93 97	Email: BNLtech@chauvetlighting.eu Website: www.chauvetprofessional.eu
Chauvet France	
Address: 3, Rue Ampère 91380 Chilly-Mazarin France Voice: +33 1 78 85 33 59	Email: FRtech@chauvetlighting.fr Website: www.chauvetprofessional.eu
Chauvet Germany	
Address: Bruno-Bürgel-Str. 11 28759 Bremen Germany Voice: +49 421 62 60 20	Email: DEtech@chauvetlighting.de Website: www.chauvetprofessional.eu
Chauvet Mexico	
Address: Av. de las Partidas 34 - 3B (Entrance by Calle 2) Zona Industrial Lerma Lerma, Edo. de México, CP 52000 Voice: +52 (728) 690-2010	Email: servicio@chauvet.com.mx Website: www.chauvetprofessional.mx

Visit the applicable website above to verify our contact information and instructions to request support. Outside the U.S., U.K., Ireland, Benelux, France, Germany, or Mexico, contact the dealer of the record.