COLOR*dash* Bar 3 M

PHOTOMETRICS REPORT

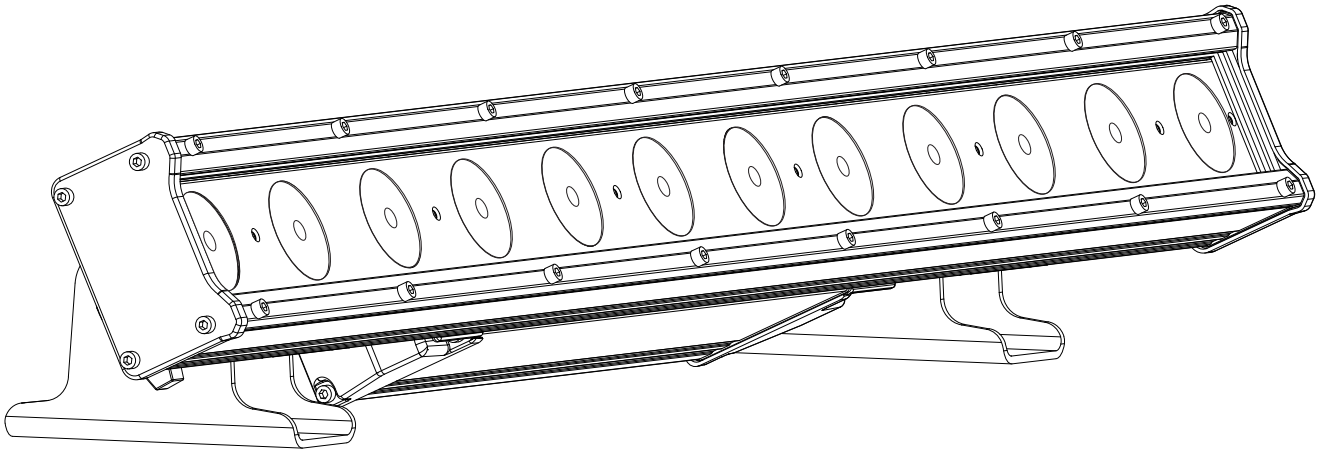

CHAUVET PROFESSIONAL

Table of Contents

Introduction **1**

Testing Process **1**

Total Illuminance Measurements 1

Testing Lab Equipment and Process 1

Photometrics & Chromaticity Reports **2**

Standard Optics - Full Power - Cali Off **3**

Report Summary 3

Overall Measurement 3

Beam Details 4

ISO Diagrams 5

Chromaticity 6

TM-30 Details 7

Standard Optics - Red Only - Cali Off **8**

Report Summary 8

Overall Measurement 8

Beam Details 9

ISO Diagrams 10

Chromaticity 11

TM-30 Details 12

Standard Optics - Green Only - Cali Off **13**

Report Summary 13

Overall Measurement 13

Beam Details 14

ISO Diagrams 15

Chromaticity 16

TM-30 Details 17

Standard Optics - Blue Only - Cali Off **18**

Report Summary 18

Overall Measurement 18

Beam Details 19

ISO Diagrams 20

Chromaticity 21

TM-30 Details 22

Standard Optics - Amber Only - Cali Off **23**

Report Summary 23

Overall Measurement 23

Beam Details 24

ISO Diagrams 25
Chromaticity.....26
TM-30 Details 27
Standard Optics - White Only - Cali Off.....28
Report Summary 28
Overall Measurement.....28
Beam Details.....29
ISO Diagrams 30
Chromaticity.....31
TM-30 Details 32
Standard Optics - UV Only - Cali Off 40
Report Summary 40
Overall Measurement.....40
Beam Details.....40
ISO Diagrams 40
Chromaticity.....40
TM-30 Details 40
Contact Us.....40

Testing Process

Total Illuminance Measurements

Illuminance is measured using the Viso Systems LabSpion®, which takes multiple measurements across a light beam to calculate the total delivered lumens, beam, and field of a product. These values can be described as the empirical output of the product as it projects from the lens or lenses. All photometric data contained in this report are obtained from the actual illuminance of the tested Chauvet light source and are never theoretical values derived from calculations.

Testing Lab Equipment and Process

The Chauvet headquarters in Davie, Florida has a climate- and light-controlled photometric testing laboratory where Chauvet products are analyzed and photometric data are measured using the Viso Systems LabSpion® light measurement solution.

This system includes a spectrometer sensor, which measures the precise light and color output of the fixture, and a two-axis goniometer, which rotates the product to allow for multi-angle and multi-directional measurement. The Viso Light Inspector software then collects and summarizes the data. From the data gathered, the software can also measure the beam and field angles, accurate color temperature, color quality, and illuminance at multiple distances. The custom-built, Chauvet-specific template presents this information in the photometric and chromaticity reports that follow.

IES (Illuminating Engineering Society) files, an industry-standard file format, are also generated from each test for easy distribution of photometric data.

Several light meters are also used for specific products or to recheck for precision. Accuracy is verified using one or more of the devices listed below:

- Sekonic SpectroMaster C-700-U
- EXTECH HD450 Datalogging Heavy Duty Light Meter
- Asensetek Essence Lighting Passport

To ensure accurate measurements in every photometric or chromaticity test, Chauvet routinely calibrates the LabSpion® system every six months as recommended by Viso Systems.

COLOR*dash* Bar 3 M

Photometrics & Chromaticity Reports

CHAUVET PROFESSIONAL

Photometric & Chromaticity Report

COLORdash Bar 3 M: Standard Optics - Full Power - Cali Off

Report Summary

Measurements

Fixture Output: 5204 lm
Fixture Peak: 31532 cd
Fixture Efficacy: 34 lm/W
Intensity @ 5m: 1260 lux
Color Temperature: 19072 K
CRI: 54.7 CRI R9 Value: -134.0
CQS: 81.9
TLCI: 79
TM-30 Rf: 68.8
TM-30 Rg: 123.9
Beam Angle (50%): 20.5°
Field Angle (10%): 38.2°
Cutoff Angle (3%): 52.3°

Conditions

AC Supply: 117 V, 60 Hz
Power: 154.6 W
Current: 1.32 A
Power Factor: 1.0

This data sheet conforms to American National Standard E1.9 – 2007 (R2017). All data was measured and calculated by a Viso Systems LabSpion Goniometer at the Chauvet PD Optics Laboratory in Davie, FL on 9/10/2026 to LM-63-2002 Standards.

Overall Measurement

Angular Beam Distribution

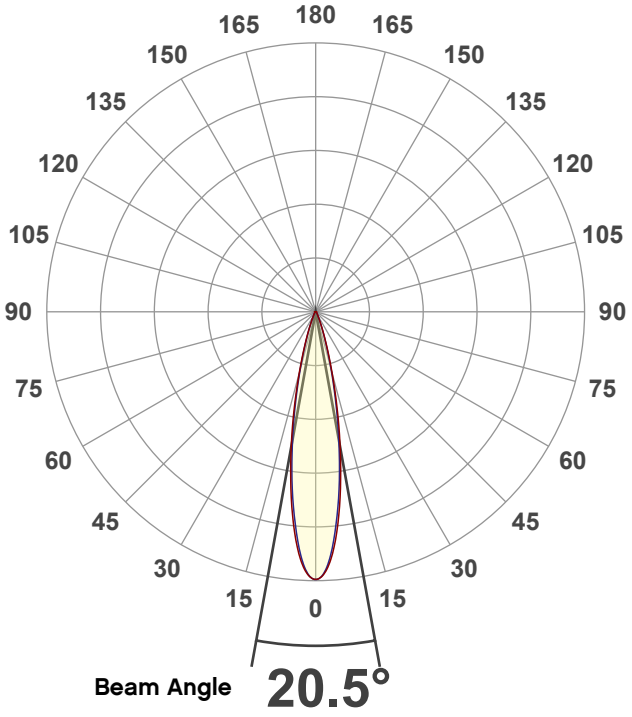

Spectral Distribution

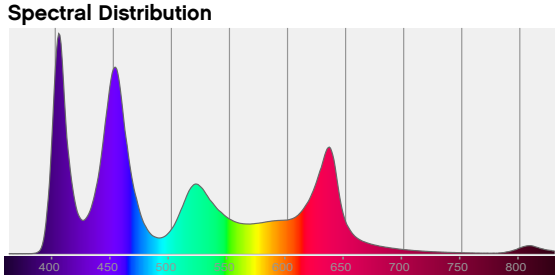

Tested Color (CIE 1931):
X: 0.283
Y: 0.233

Light Quality

CRI: 54.7

Color Temperature

19072 K

© 2026 Chauvet & Sons, LLC. All rights reserved
All product specifications, measurements and dimensions are subject to change without notice

Photometric & Chromaticity Report

COLORdash Bar 3 M: Standard Optics - Full Power - Cali Off

Beam Details

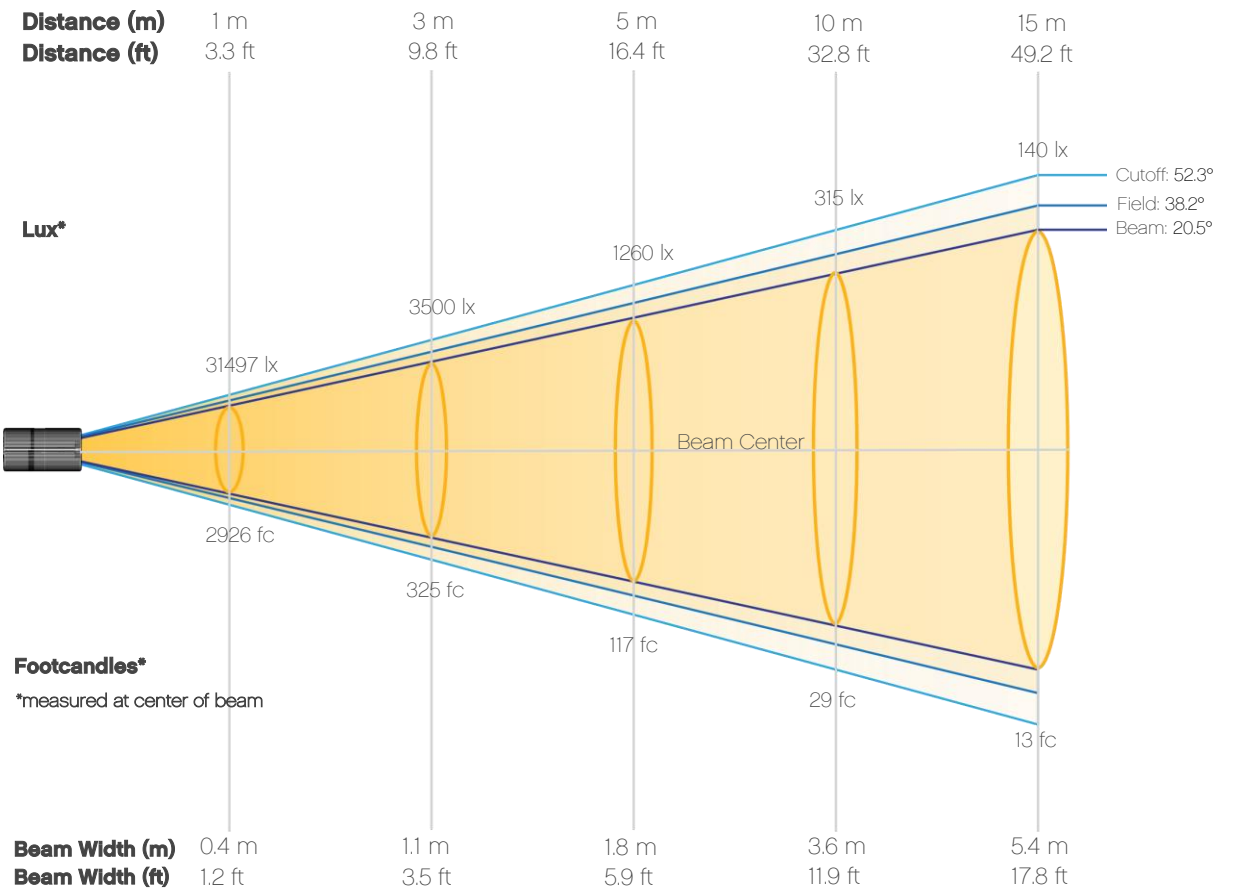

Beam Intensities from 1-20m (3.3-65.6ft)

Distance	1m	2m	3m	4m	5m	6m	7m	8m	9m	10m
Lux	31497	7874	3500	1969	1260	875	643	492	389	315
Distance	**11m**	**12m**	**13m**	**14m**	**15m**	**16m**	**17m**	**18m**	**19m**	**20m**
Lux	260	219	186	161	140	123	109	97	87	79
Distance	**3.3ft**	**6.6ft**	**9.8ft**	**13.1ft**	**16.4ft**	**19.7ft**	**23ft**	**26.2ft**	**29.5ft**	**32.8ft**
FC	2926	732	325	183	117	81	60	46	36	29
Distance	**36.1ft**	**39.4ft**	**42.7ft**	**45.9ft**	**49.2ft**	**52.5ft**	**55.8ft**	**59.1ft**	**62.3ft**	**65.6ft**
FC	24	20	17	15	13	11	10	9	8	7

© 2026 Chauvet & Sons, LLC. All rights reserved
All product specifications, measurements and dimensions are subject to change without notice

Photometric & Chromaticity Report

COLORdash Bar 3 M: Standard Optics - Full Power - Cali Off

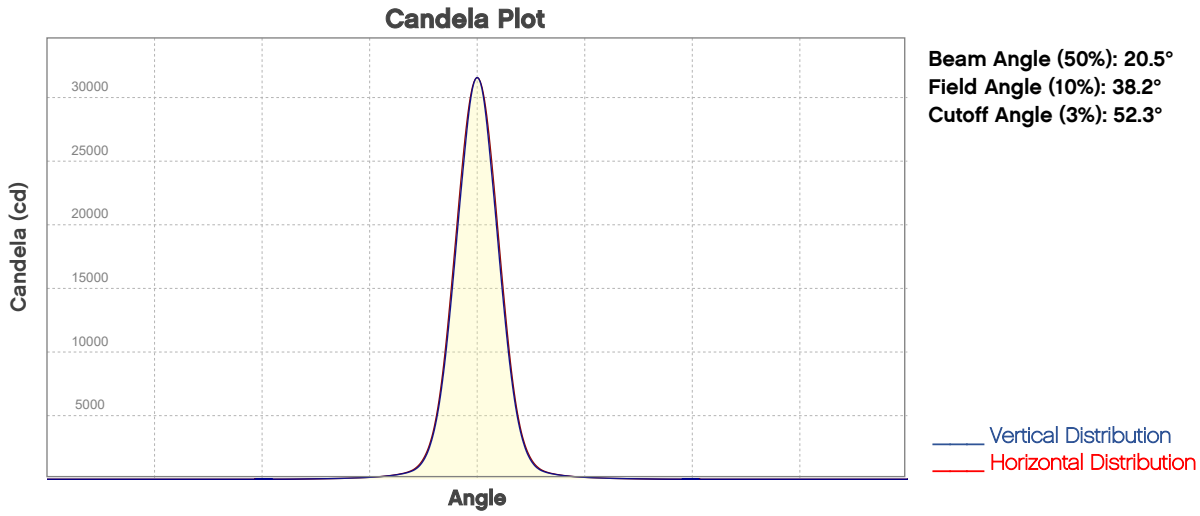

Beam Angle (50%): 20.5°
Field Angle (10%): 38.2°
Cutoff Angle (3%): 52.3°

ISO Diagrams

ISO Candela Diagram

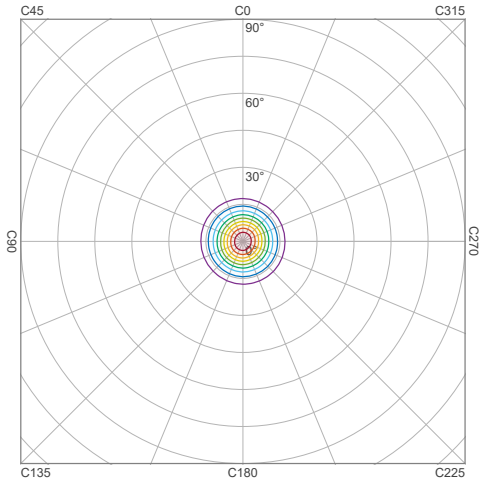

90 %	28347.3 cd
80 %	25197.6 cd
70 %	22047.9 cd
60 %	18898.2 cd
50 %	15748.5 cd
40 %	12598.8 cd
30 %	9449.1 cd
20 %	6299.4 cd
10 %	3149.7 cd

Peak intensity: 31497.0 cd
Number of c-planes: 8

ISO Lux Diagram

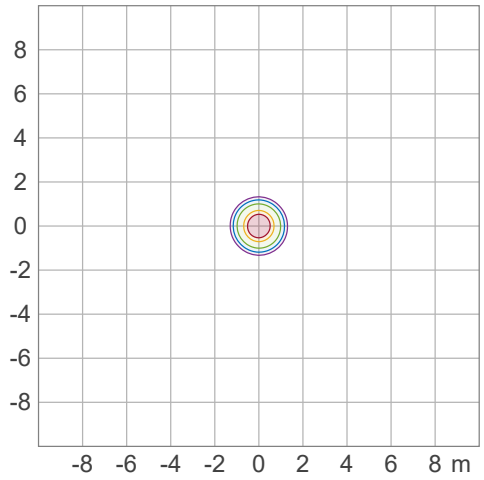

50.0 %	1750 lx
30.0 %	1050 lx
10.0 %	350 lx
5.0 %	175 lx
3.0 %	105 lx

Peak illuminance: 3500 lx
Mounting height: 3 m
Number of c-planes: 8

© 2026 Chauvet & Sons, LLC. All rights reserved
All product specifications, measurements and dimensions are subject to change without notice

Photometric & Chromaticity Report

COLORdash Bar 3 M: Standard Optics - Full Power - Cali Off

Chromaticity

CIE 1931

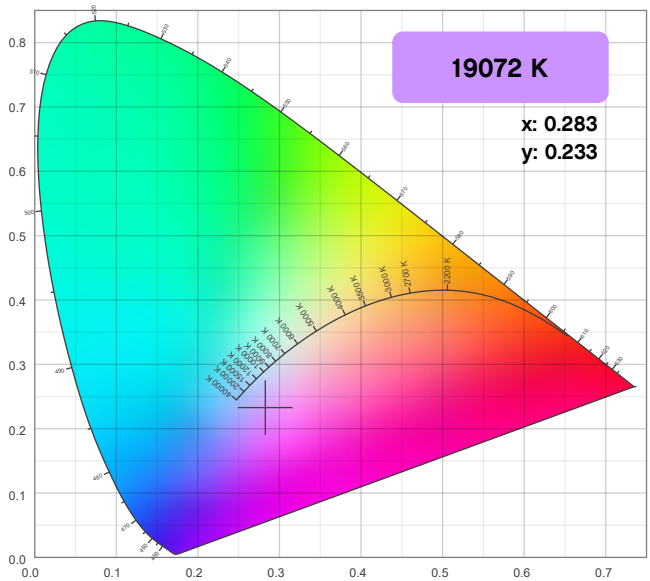

CIE 1931 - Zoom

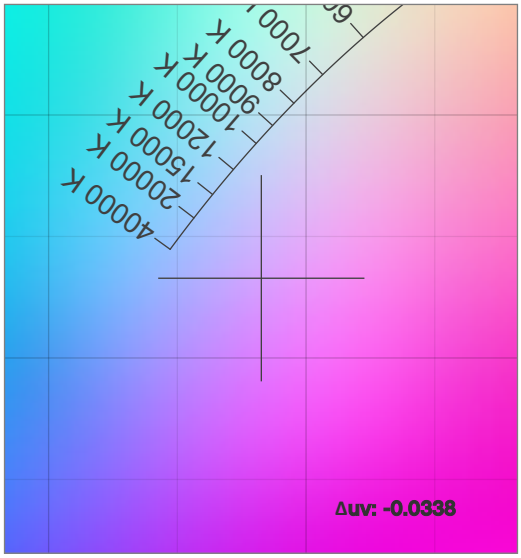

CRI: 54.7 (R1-R8)

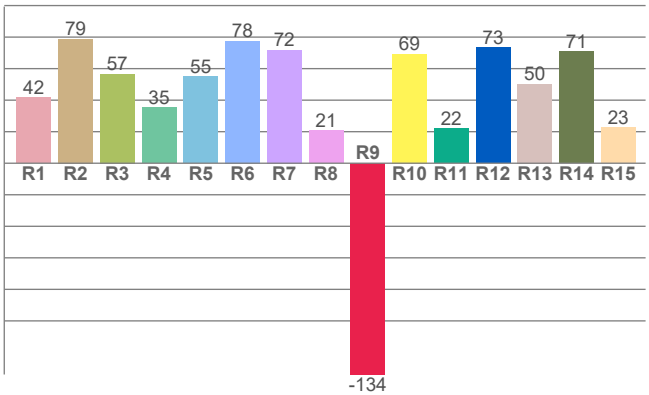

CQS: 81.9

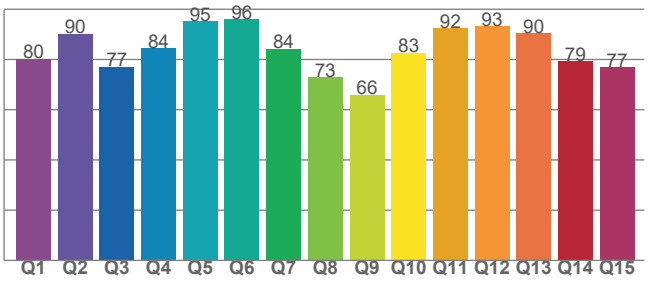

Color Parameters

Color Temperature	Color Coordinate CIE 1931	Color Coordinate CIE 1931
CCT	x	y
19072 K	0.283	0.233

Color Deviation from Black Body Curve	Color Coordinate CIE 1964	Color Coordinate CIE 1964
Δuv	y	u
-0.0338	0.233	0.216

Color Rendering Index	Red Component	Color Quality Scale
CRI	CRI - R9	CQS
54.7	-134.0	81.9

Television Lighting Consistency Index	Color Fidelity	Color Gamut
TLCI	TM30 - Rf	TM30 Rg
79	68.8	123.9

© 2026 Chauvet & Sons, LLC. All rights reserved
All product specifications, measurements and dimensions are subject to change without notice

Photometric & Chromaticity Report

COLORdash Bar 3 M: Standard Optics - Full Power - Cali Off

TM-30 Details

Rf 68.8
Fidelity Index (Rg)

Rg 123.9
Gammut Index (Rg)

		Graphic shifts (%)	
Hue Bin	R_f	Chroma	Hue
1	56	24%	5%
2	70	12%	-1%
3	76	11%	-3%
4	77	6%	6%
5	74	7%	12%
6	71	14%	15%
7	69	12%	9%
8	74	14%	8%
9	82	7%	5%
10	85	0%	12%
11	61	1%	19%
12	64	-4%	33%
13	49	2%	35%
14	45	10%	37%
15	51	30%	36%
16	58	18%	12%

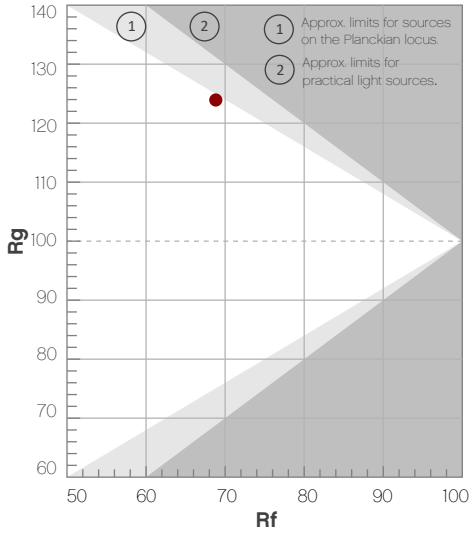

Color Vector Graphic

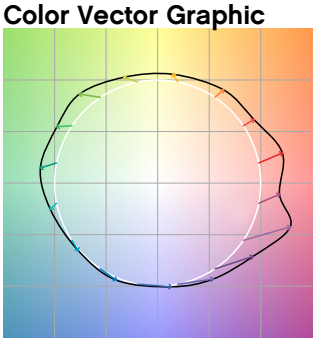

Color Distortion Graphic

Rf by Hue

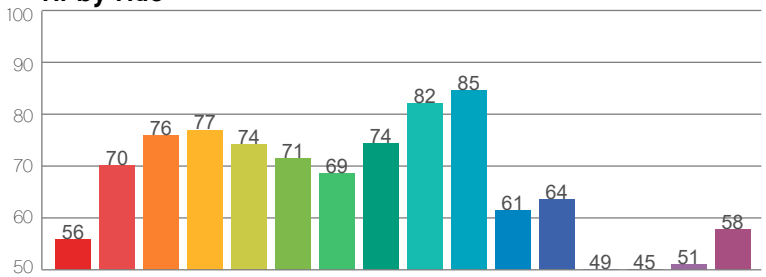

Local Chroma Shift by Hue

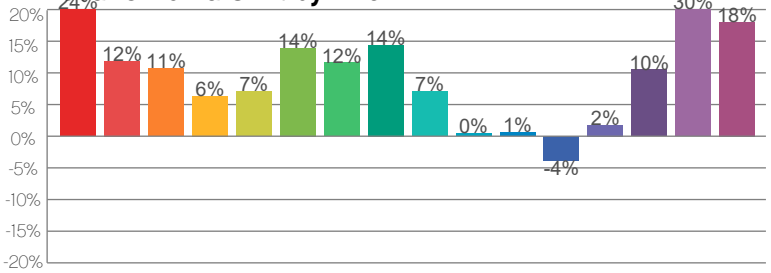

Color Evaluation Sample

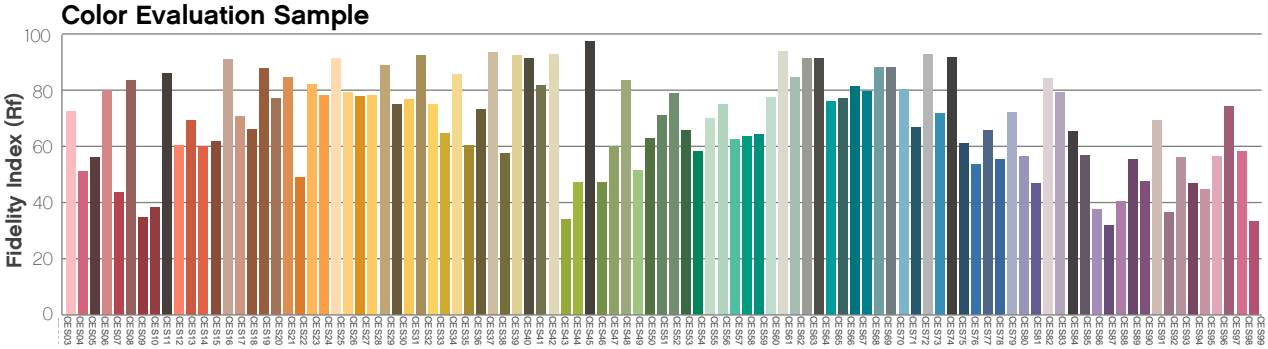

© 2026 Chauvet & Sons, LLC. All rights reserved
All product specifications, measurements and dimensions are subject to change without notice

Photometric & Chromaticity Report

COLORdash Bar 3 M: Standard Optics - Red Only - Cali Off

Report Summary

Measurements

Fixture Output: 1068 lm
Fixture Peak: 6090 cd
Fixture Efficacy: 39 lm/W
Intensity @ 5m: 242 lux
Color Temperature: 0 K
CRI: 0.0 CRI R9 Value: 0.0
CQS: 0.0
TLCI: n/a
TM-30 Rf: 0.0
TM-30 Rg: 0.0
Beam Angle (50%): 20.9°
Field Angle (10%): 39.6°
Cutoff Angle (3%): 53.9°

Conditions

AC Supply: 118 V, 60 Hz
Power: 30.3 W
Current: 0.256 A
Power Factor: 0.91

This data sheet conforms to American National Standard E1.9 – 2007 (R2017). All data was measured and calculated by a Viso Systems LabSpion Goniometer at the Chauvet PD Optics Laboratory in Davie, FL on 9/10/2026 to LM-63-2002 Standards.

Overall Measurement

Angular Beam Distribution

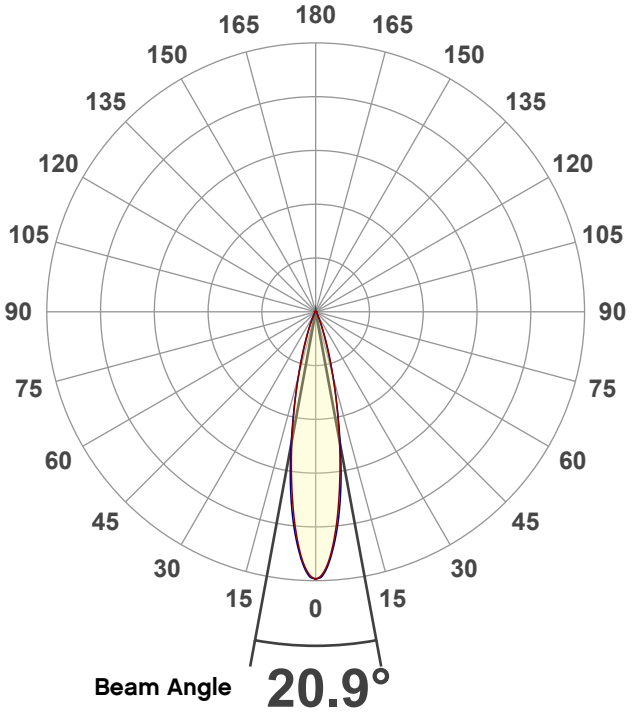

Spectral Distribution

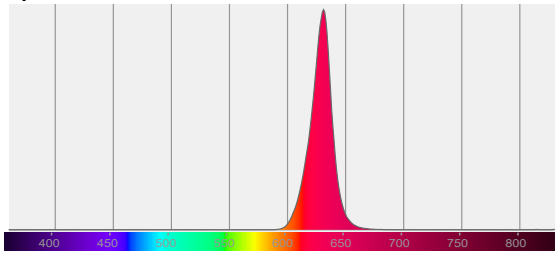

Tested Color (CIE 1931)**:**
X: 0.697
Y: 0.302

Light Quality

CRI: 0.0

Color Temperature

0 K

© 2026 Chauvet & Sons, LLC. All rights reserved
All product specifications, measurements and dimensions are subject to change without notice

Photometric & Chromaticity Report

COLORdash Bar 3 M: Standard Optics - Red Only - Cali Off

Beam Details

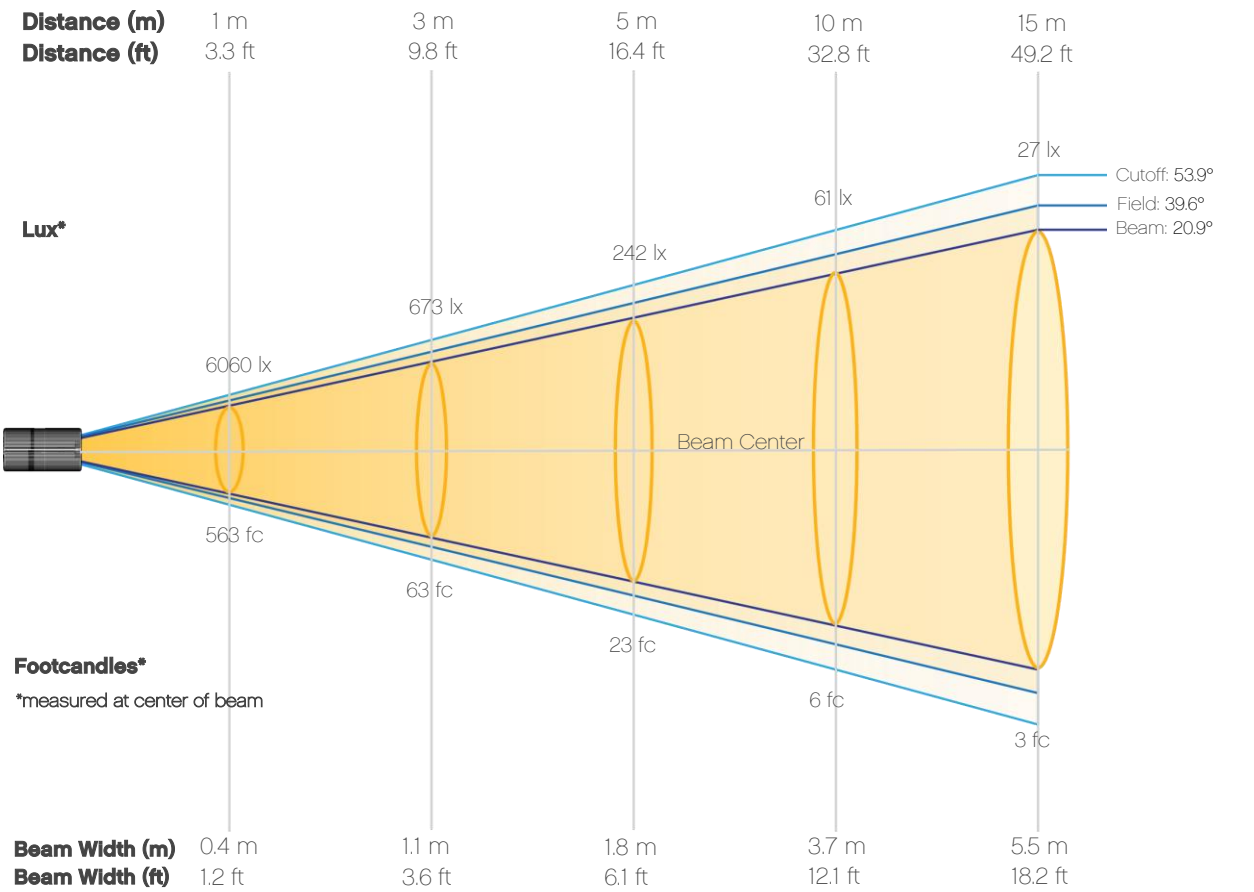

Beam Intensities from 1-20m (3.3-65.6ft)

Distance	1m	2m	3m	4m	5m	6m	7m	8m	9m	10m
Lux	6060	1515	673	379	242	168	124	95	75	61
Distance	**11m**	**12m**	**13m**	**14m**	**15m**	**16m**	**17m**	**18m**	**19m**	**20m**
Lux	50	42	36	31	27	24	21	19	17	15
Distance	**3.3ft**	**6.6ft**	**9.8ft**	**13.1ft**	**16.4ft**	**19.7ft**	**23ft**	**26.2ft**	**29.5ft**	**32.8ft**
FC	563	141	63	35	23	16	11	9	7	6
Distance	**36.1ft**	**39.4ft**	**42.7ft**	**45.9ft**	**49.2ft**	**52.5ft**	**55.8ft**	**59.1ft**	**62.3ft**	**65.6ft**
FC	5	4	3	3	3	2	2	2	2	1

© 2026 Chauvet & Sons, LLC. All rights reserved
All product specifications, measurements and dimensions are subject to change without notice

Photometric & Chromaticity Report

COLORdash Bar 3 M: Standard Optics - Red Only - Cali Off

Candela Plot

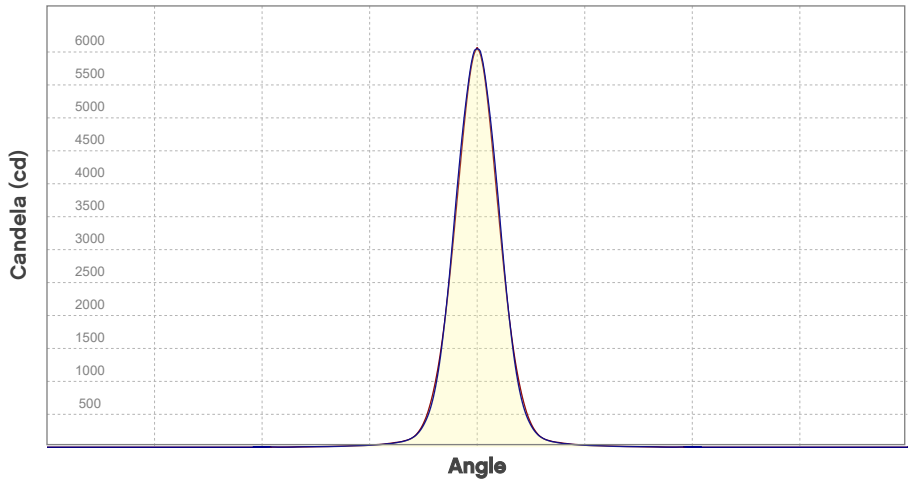

Beam Angle (50%): 20.9°
Field Angle (10%): 39.6°
Cutoff Angle (3%): 53.9°

Vertical Distribution
Horizontal Distribution

ISO Diagrams

ISO Candela Diagram

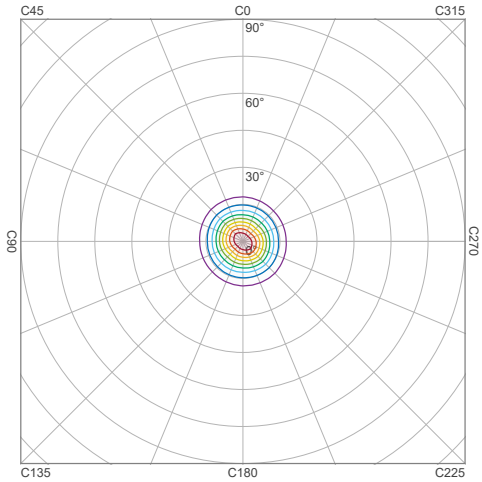

90 %	5454.4 cd
80 %	4848.3 cd
70 %	4242.3 cd
60 %	3636.2 cd
50 %	3030.2 cd
40 %	2424.2 cd
30 %	1818.1 cd
20 %	1212.1 cd
10 %	606.0 cd

Peak intensity: 6060.4 cd
Number of c-planes: 8

ISO Lux Diagram

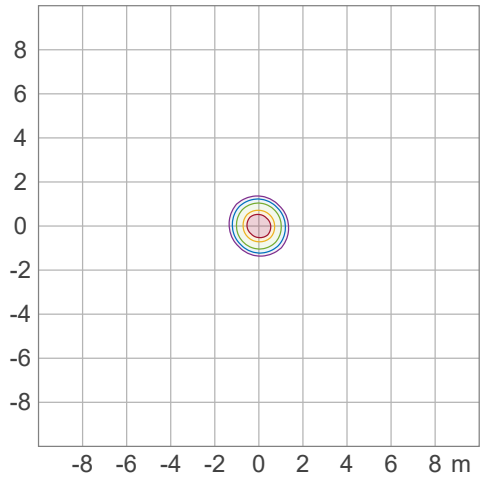

50.0 %	337 lx
30.0 %	202 lx
10.0 %	67.3 lx
5.0 %	33.7 lx
3.0 %	20.2 lx

Peak illuminance: 673 lx
Mounting height: 3 m
Number of c-planes: 8

© 2026 Chauvet & Sons, LLC. All rights reserved
All product specifications, measurements and dimensions are subject to change without notice

Photometric & Chromaticity Report

COLORdash Bar 3 M: Standard Optics - Red Only - Cali Off

Chromaticity

CIE 1931

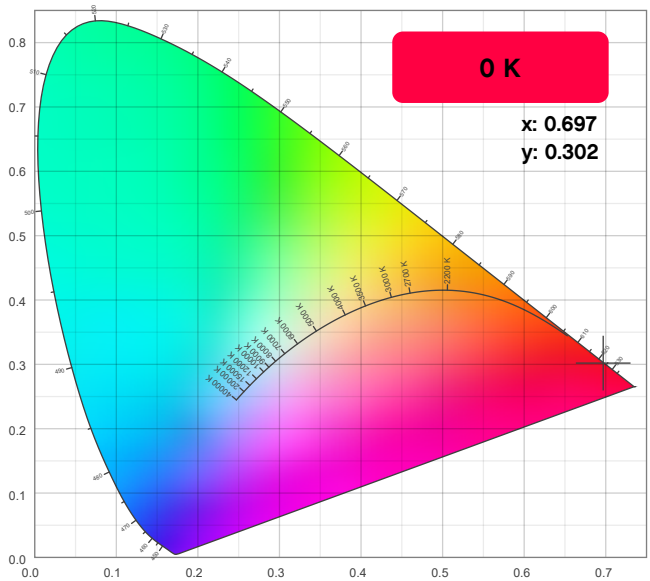

CIE 1931 - Zoom

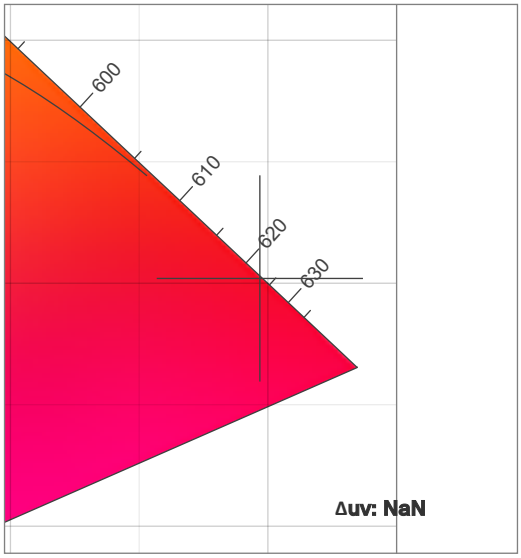

CRI: 0.0 (R1-R8)

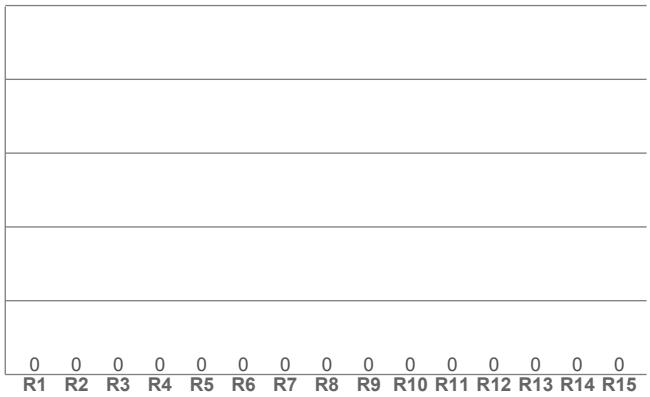

CQS: 0.0

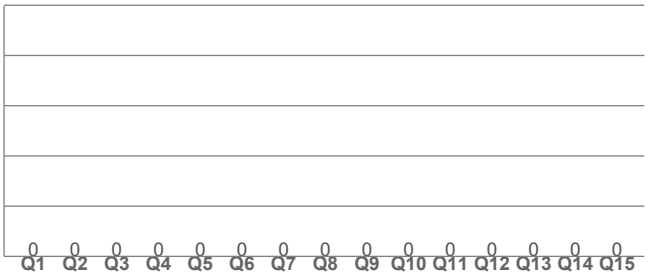

Color Parameters

Color Temperature	Color Coordinate CIE 1931	Color Coordinate CIE 1931
CCT	x	y
0 K	0.697	0.302

Color Deviation from Black Body Curve	Color Coordinate CIE 1964	Color Coordinate CIE 1964
Δuv	y	u
NaN	0.302	0.533

Color Rendering Index	Red Component	Color Quality Scale
CRI	CRI - R9	CQS
0.0	0.0	0.0

Television Lighting Consistency Index	Color Fidelity	Color Gamut
TLCI	TM30 - Rf	TM30 Rg
n/a	0.0	0.0

© 2026 Chauvet & Sons, LLC. All rights reserved
All product specifications, measurements and dimensions are subject to change without notice

Photometric & Chromaticity Report

COLORdash Bar 3 M: Standard Optics - Red Only - Cali Off

TM-30 Details

Rf 0.0

Fidelity Index (Rg)

Rg 0.0

Gammut Index (Rg)

		Graphic shifts (%)	
Hue Bin	R_f	Chroma	Hue
1	0	0%	0%
2	0	0%	0%
3	0	0%	0%
4	0	0%	0%
5	0	0%	0%
6	0	0%	0%
7	0	0%	0%
8	0	0%	0%
9	0	0%	0%
10	0	0%	0%
11	0	0%	0%
12	0	0%	0%
13	0	0%	0%
14	0	0%	0%
15	0	0%	0%
16	0	0%	0%

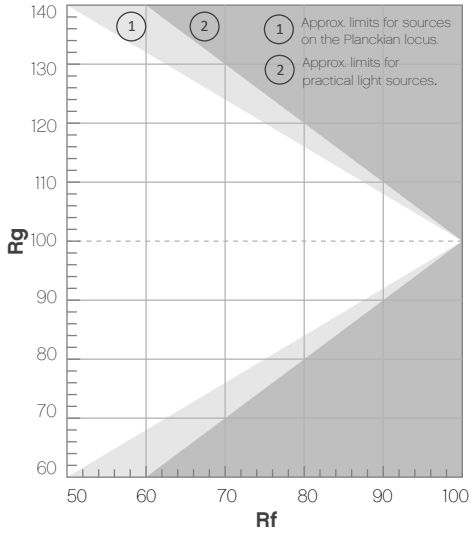

Color Vector Graphic

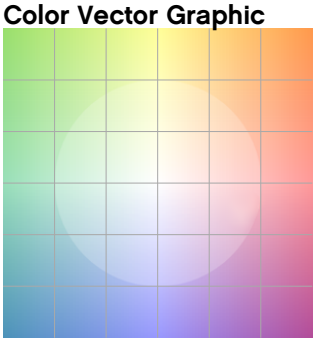

Color Distortion Graphic



Rf by Hue



Local Chroma Shift by Hue



Color Evaluation Sample

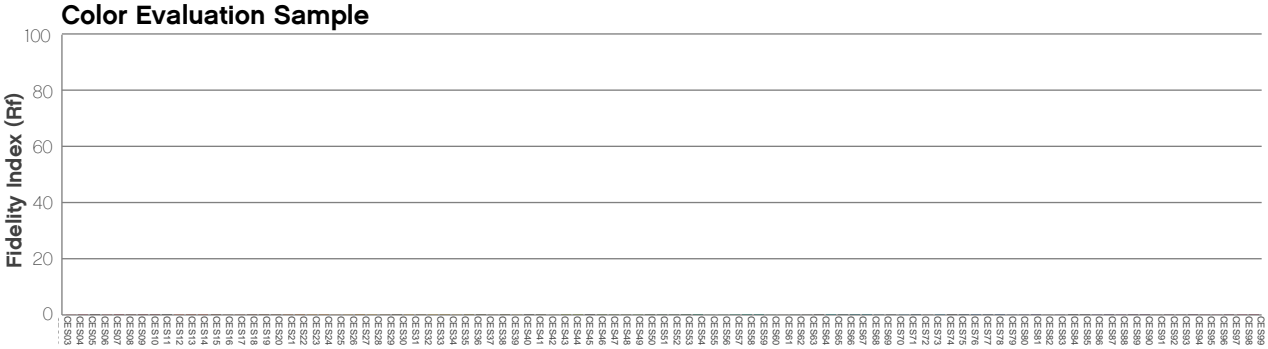

© 2026 Chauvet & Sons, LLC. All rights reserved
All product specifications, measurements and dimensions are subject to change without notice

Photometric & Chromaticity Report

COLORdash Bar 3 M: Standard Optics - Green Only - Cali Off

Report Summary

Measurements

Fixture Output: 1734 lm
Fixture Peak: 11165 cd
Fixture Efficacy: 51 lm/W
Intensity @ 5m: 444 lux
Color Temperature: 0 K
CRI: 0.0 CRI R9 Value: 0.0
CQS: 0.0
TLCI: n/a
TM-30 Rf: 0.0
TM-30 Rg: 0.0
Beam Angle (50%): 19.8°
Field Angle (10%): 37.1°
Cutoff Angle (3%): 51.2°

Conditions

AC Supply: 118 V, 60 Hz
Power: 36.25 W
Current: 0.306 A
Power Factor: 0.94

This data sheet conforms to American National Standard E1.9 – 2007 (R2017). All data was measured and calculated by a Viso Systems LabSpion Goniometer at the Chauvet PD Optics Laboratory in Davie, FL on 9/10/2026 to LM-63-2002 Standards.

Overall Measurement

Angular Beam Distribution

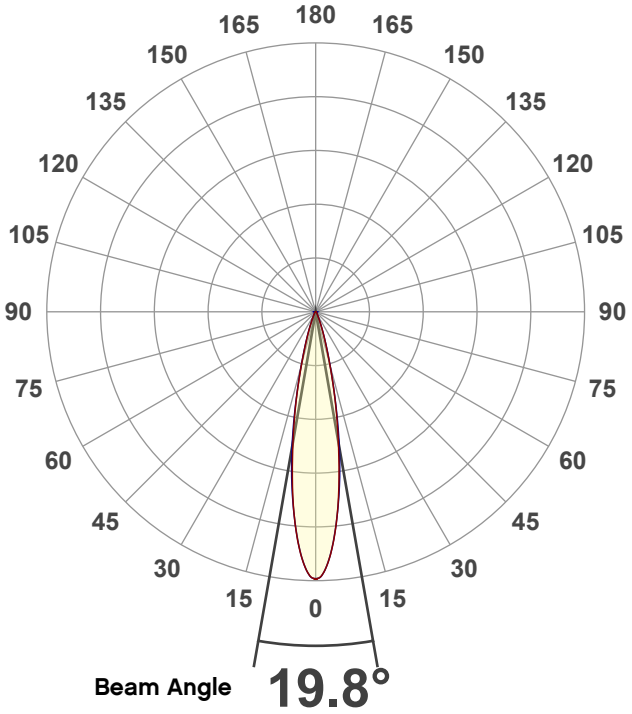

Spectral Distribution

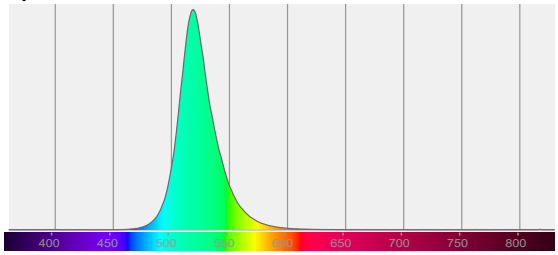

Tested Color (CIE 1931)**:**
X: 0.157
Y: 0.733

Light Quality

CRI: 0.0

Color Temperature

0 K

© 2026 Chauvet & Sons, LLC. All rights reserved
All product specifications, measurements and dimensions are subject to change without notice

Photometric & Chromaticity Report

COLORdash Bar 3 M: Standard Optics - Green Only - Cali Off

Beam Details

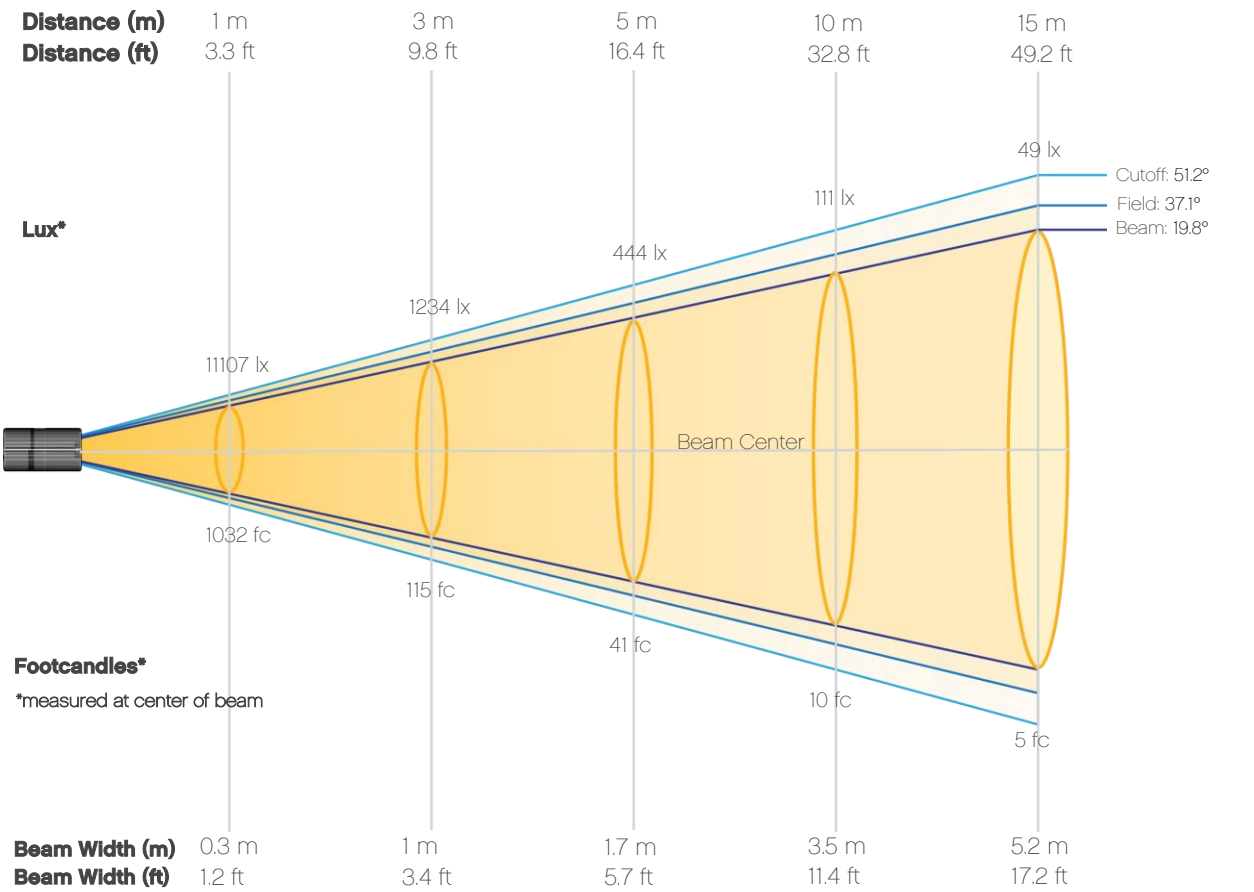

Beam Intensities from 1-20m (3.3-65.6ft)

Distance	1m	2m	3m	4m	5m	6m	7m	8m	9m	10m
Lux	11107	2777	1234	694	444	309	227	174	137	111
Distance	**11m**	**12m**	**13m**	**14m**	**15m**	**16m**	**17m**	**18m**	**19m**	**20m**
Lux	92	77	66	57	49	43	38	34	31	28
Distance	**3.3ft**	**6.6ft**	**9.8ft**	**13.1ft**	**16.4ft**	**19.7ft**	**23ft**	**26.2ft**	**29.5ft**	**32.8ft**
FC	1032	258	115	64	41	29	21	16	13	10
Distance	**36.1ft**	**39.4ft**	**42.7ft**	**45.9ft**	**49.2ft**	**52.5ft**	**55.8ft**	**59.1ft**	**62.3ft**	**65.6ft**
FC	9	7	6	5	5	4	4	3	3	3

© 2026 Chauvet & Sons, LLC. All rights reserved
All product specifications, measurements and dimensions are subject to change without notice

Photometric & Chromaticity Report

COLORdash Bar 3 M: Standard Optics - Green Only - Cali Off

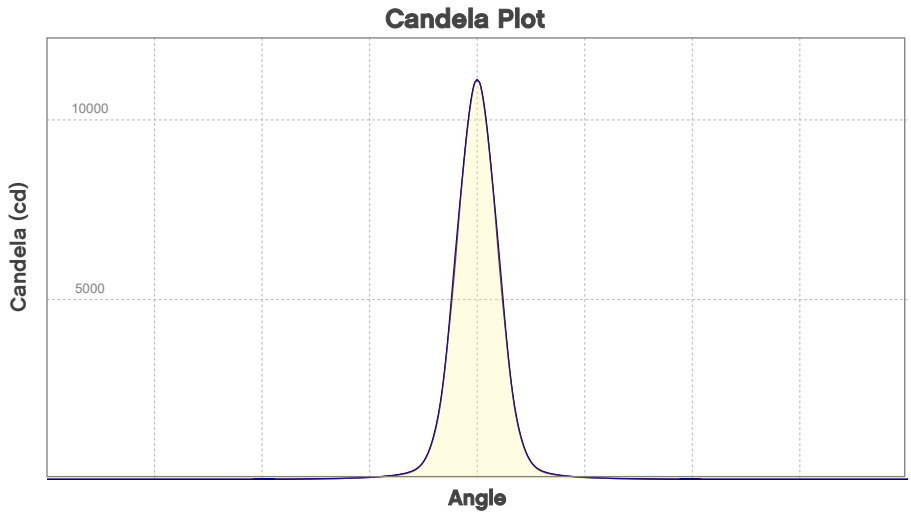

Beam Angle (50%): 19.8°
Field Angle (10%): 37.1°
Cutoff Angle (3%): 51.2°

Vertical Distribution
Horizontal Distribution

ISO Diagrams

ISO Candela Diagram

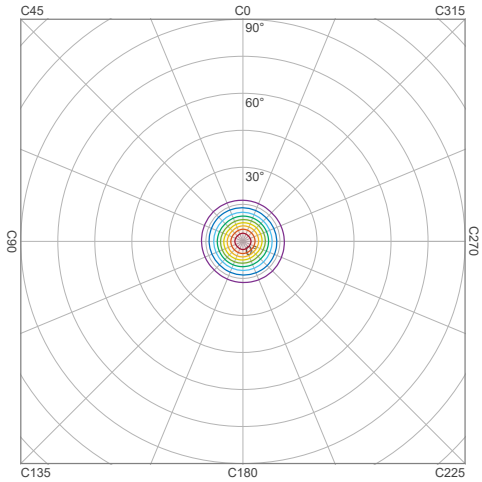

90 %	9996.2 cd
80 %	8885.5 cd
70 %	7774.8 cd
60 %	6664.1 cd
50 %	5553.4 cd
40 %	4442.7 cd
30 %	3332.1 cd
20 %	2221.4 cd
10 %	1110.7 cd

Peak intensity: 11106.9 cd
Number of c-planes: 8

ISO Lux Diagram

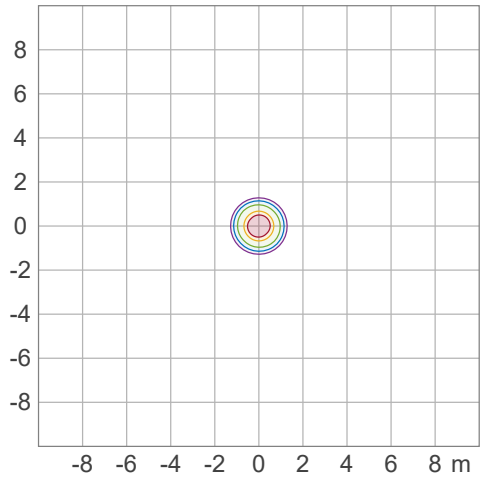

50.0 %	617 lx
30.0 %	370 lx
10.0 %	123 lx
5.0 %	61.7 lx
3.0 %	37 lx

Peak illuminance: 1234 lx
Mounting height: 3 m
Number of c-planes: 8

© 2026 Chauvet & Sons, LLC. All rights reserved
All product specifications, measurements and dimensions are subject to change without notice

Photometric & Chromaticity Report

COLORdash Bar 3 M: Standard Optics - Green Only - Cali Off

Chromaticity

CIE 1931

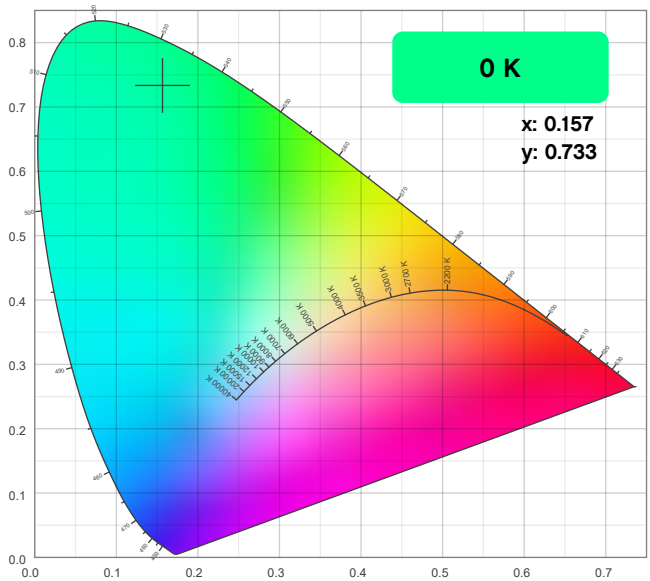

CIE 1931 - Zoom

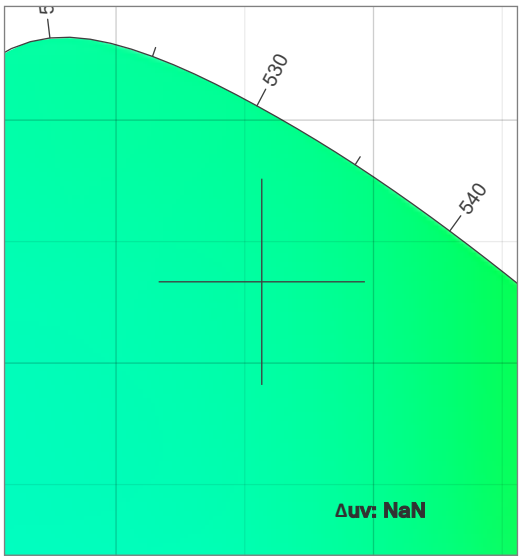

CRI: 0.0 (R1-R8)

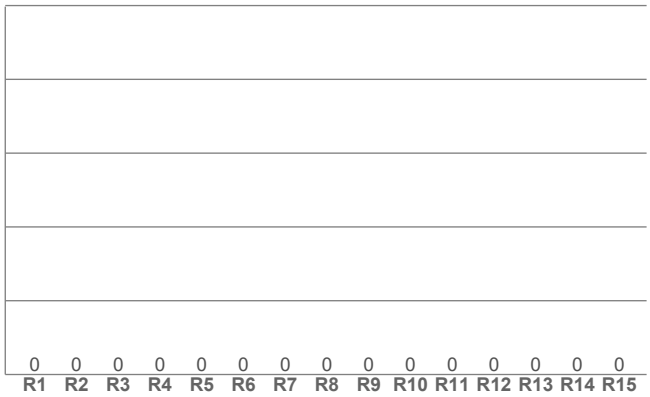

CQS: 0.0

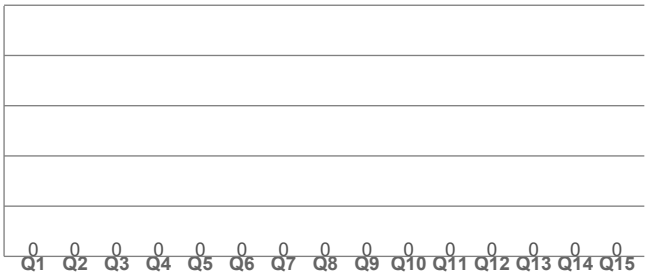

Color Parameters

Color Temperature	Color Coordinate CIE 1931	Color Coordinate CIE 1931
CCT	x	y
0 K	0.157	0.733

Color Deviation from Black Body Curve	Color Coordinate CIE 1964	Color Coordinate CIE 1964
Δuv	y	u
NaN	0.733	0.055

Color Rendering Index	Red Component	Color Quality Scale
CRI	CRI - R9	CQS
0.0	0.0	0.0

Television Lighting Consistency Index	Color Fidelity	Color Gamut
TLCI	TM30 - Rf	TM30 Rg
n/a	0.0	0.0

© 2026 Chauvet & Sons, LLC. All rights reserved
All product specifications, measurements and dimensions are subject to change without notice

Photometric & Chromaticity Report

COLORdash Bar 3 M: Standard Optics - Green Only - Cali Off

TM-30 Details

Rf 0.0

Fidelity Index (Rg)

Rg 0.0

Gammut Index (Rg)

		Graphic shifts (%)	
Hue Bin	R_f	Chroma	Hue
1	0	0%	0%
2	0	0%	0%
3	0	0%	0%
4	0	0%	0%
5	0	0%	0%
6	0	0%	0%
7	0	0%	0%
8	0	0%	0%
9	0	0%	0%
10	0	0%	0%
11	0	0%	0%
12	0	0%	0%
13	0	0%	0%
14	0	0%	0%
15	0	0%	0%
16	0	0%	0%

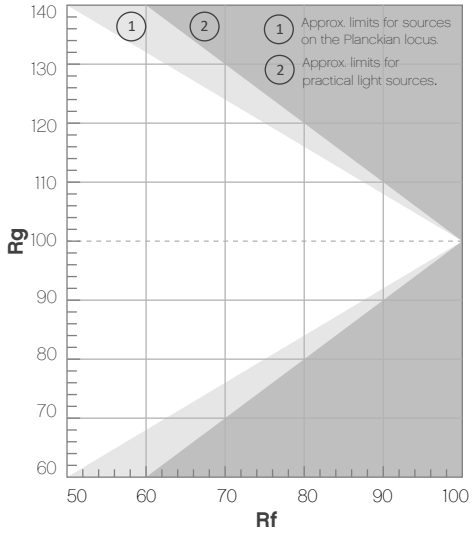

Color Vector Graphic

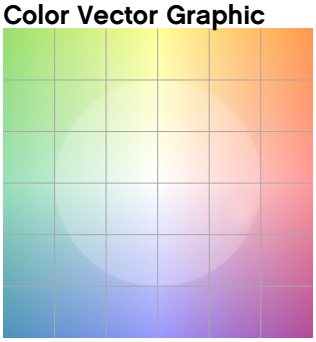

Color Distortion Graphic



Rf by Hue



Local Chroma Shift by Hue



Color Evaluation Sample

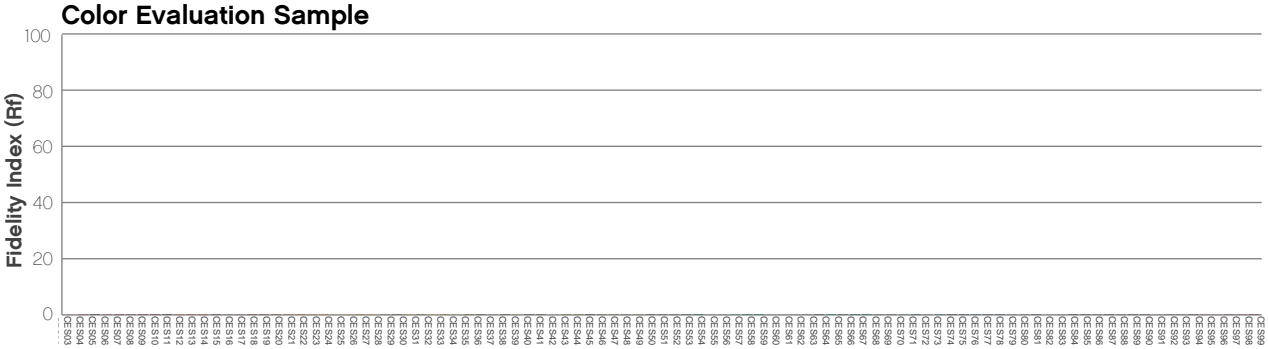

© 2026 Chauvet & Sons, LLC. All rights reserved
All product specifications, measurements and dimensions are subject to change without notice

Photometric & Chromaticity Report

COLORdash Bar 3 M: Standard Optics - Blue Only - Cali Off

Report Summary

Measurements

Fixture Output: 322 lm
Fixture Peak: 1749 cd
Fixture Efficacy: 9 lm/W
Intensity @ 5m: 70 lux
Color Temperature: 0 K
CRI: 0.0 CRI R9 Value: 0.0
CQS: 0.0
TLCI: n/a
TM-30 Rf: 0.0
TM-30 Rg: 0.0
Beam Angle (50%): 21.6°
Field Angle (10%): 40.5°
Cutoff Angle (3%): 55.9°

Conditions

AC Supply: 119 V, 60 Hz
Power: 36.86 W
Current: 0.309 A
Power Factor: 0.94

This data sheet conforms to American National Standard E1.9 – 2007 (R2017). All data was measured and calculated by a Viso Systems LabSpion Goniometer at the Chauvet PD Optics Laboratory in Davie, FL on 9/10/2026 to LM-63-2002 Standards.

Overall Measurement

Angular Beam Distribution

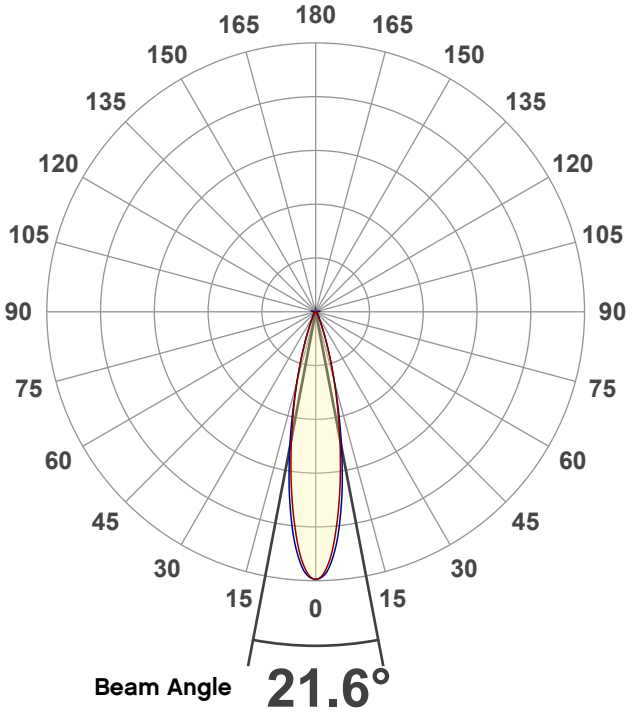

Spectral Distribution

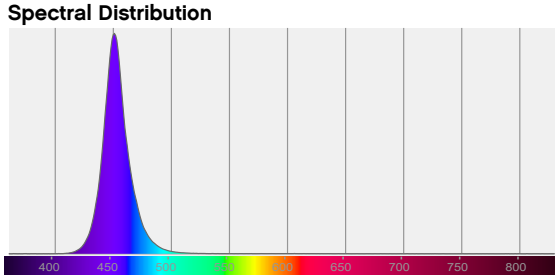

Tested Color (CIE 1931)**:**
X: 0.152
Y: 0.028

Light Quality

CRI: 0.0

Color Temperature

0 K

© 2026 Chauvet & Sons, LLC. All rights reserved
All product specifications, measurements and dimensions are subject to change without notice

Photometric & Chromaticity Report

COLORdash Bar 3 M: Standard Optics - Blue Only - Cali Off

Beam Details

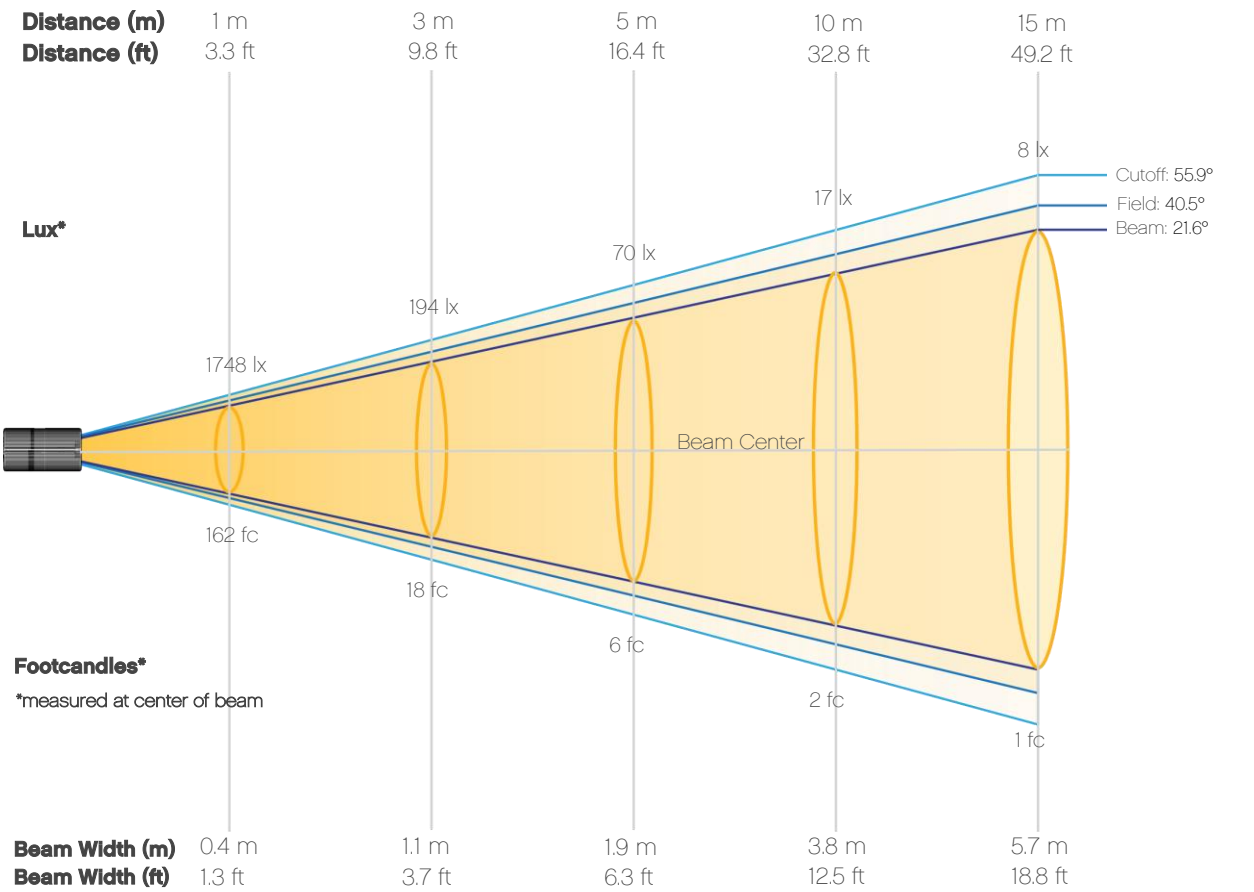

Beam Intensities from 1-20m (3.3-65.6ft)

Distance	1m	2m	3m	4m	5m	6m	7m	8m	9m	10m
Lux	1748	437	194	109	70	49	36	27	22	17
Distance	**11m**	**12m**	**13m**	**14m**	**15m**	**16m**	**17m**	**18m**	**19m**	**20m**
Lux	14	12	10	9	8	7	6	5	5	4
Distance	**3.3ft**	**6.6ft**	**9.8ft**	**13.1ft**	**16.4ft**	**19.7ft**	**23ft**	**26.2ft**	**29.5ft**	**32.8ft**
FC	162	41	18	10	6	5	3	3	2	2
Distance	**36.1ft**	**39.4ft**	**42.7ft**	**45.9ft**	**49.2ft**	**52.5ft**	**55.8ft**	**59.1ft**	**62.3ft**	**65.6ft**
FC	1	1	1	1	1	1	1	1	0	0

© 2026 Chauvet & Sons, LLC. All rights reserved
All product specifications, measurements and dimensions are subject to change without notice

Photometric & Chromaticity Report

COLORdash Bar 3 M: Standard Optics - Blue Only - Cali Off

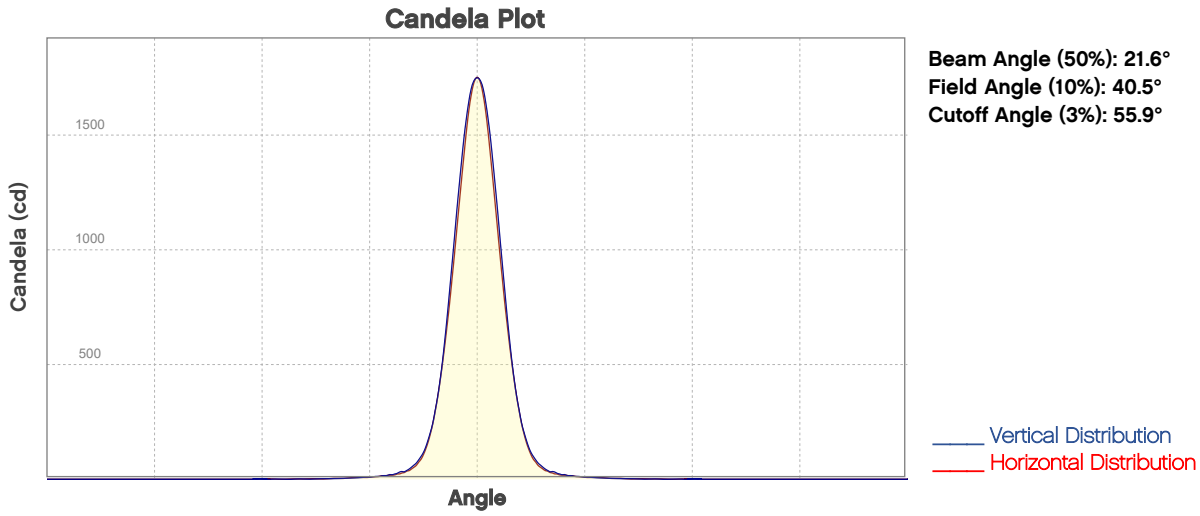

Beam Angle (50%): 21.6°
Field Angle (10%): 40.5°
Cutoff Angle (3%): 55.9°

ISO Diagrams

ISO Candela Diagram

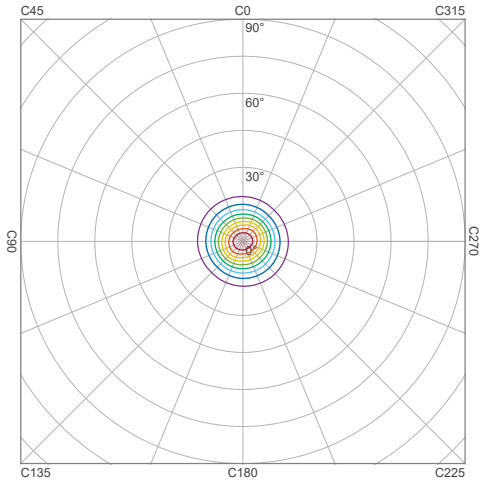

90 %	1573.1 cd
80 %	1398.3 cd
70 %	1223.5 cd
60 %	1048.7 cd
50 %	873.9 cd
40 %	699.1 cd
30 %	524.4 cd
20 %	349.6 cd
10 %	174.8 cd

Peak intensity: 1747.9 cd
Number of c-planes: 8

ISO Lux Diagram

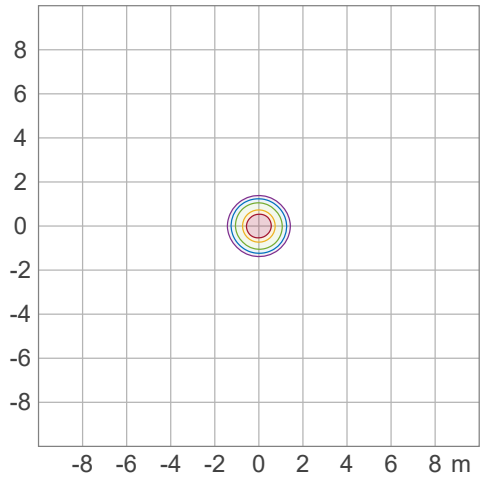

50.0 %	97.1 lx
30.0 %	58.3 lx
10.0 %	19.4 lx
5.0 %	9.71 lx
3.0 %	5.83 lx

Peak illuminance: 194 lx
Mounting height: 3 m
Number of c-planes: 8

© 2026 Chauvet & Sons, LLC. All rights reserved
All product specifications, measurements and dimensions are subject to change without notice

Photometric & Chromaticity Report

COLORdash Bar 3 M: Standard Optics - Blue Only - Cali Off

Chromaticity

CIE 1931

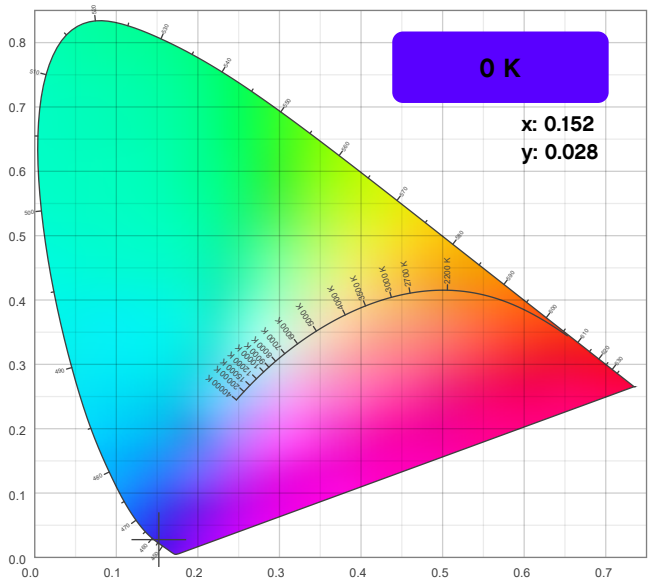

CIE 1931 - Zoom

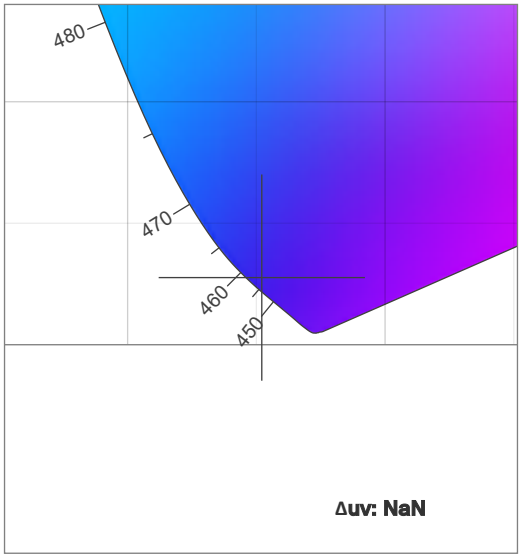

CRI: 0.0 (R1-R8)

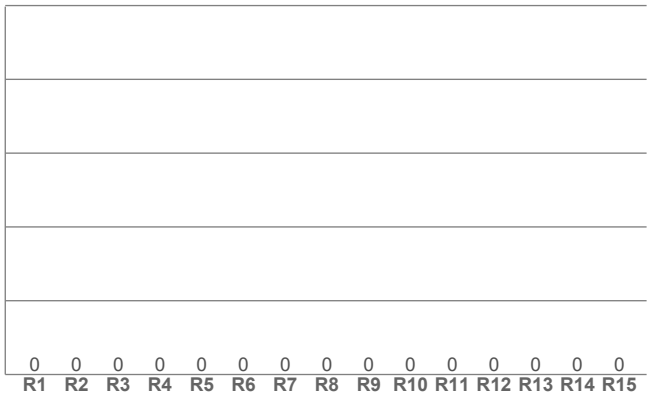

CQS: 0.0

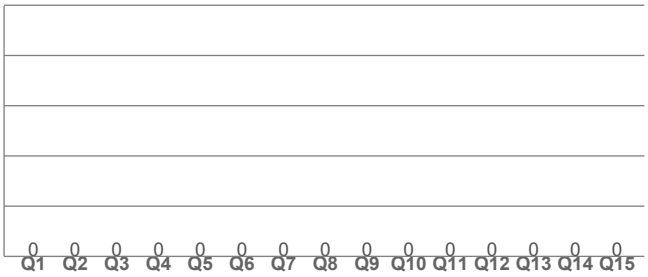

Color Parameters

Color Temperature	Color Coordinate CIE 1931	Color Coordinate CIE 1931
CCT	x	y
0 K	0.152	0.028

Color Deviation from Black Body Curve	Color Coordinate CIE 1964	Color Coordinate CIE 1964
Δuv	y	u
NaN	0.028	0.201

Color Rendering Index	Red Component	Color Quality Scale
CRI	CRI - R9	CQS
0.0	0.0	0.0

Television Lighting Consistency Index	Color Fidelity	Color Gamut
TLCI	TM30 - Rf	TM30 Rg
n/a	0.0	0.0

© 2026 Chauvet & Sons, LLC. All rights reserved
All product specifications, measurements and dimensions are subject to change without notice

Photometric & Chromaticity Report

COLORdash Bar 3 M: Standard Optics - Blue Only - Cali Off

TM-30 Details

Rf 0.0

Fidelity Index (Rg)

Rg 0.0

Gammut Index (Rg)

		Graphic shifts (%)	
Hue Bin	R_f	Chroma	Hue
1	0	0%	0%
2	0	0%	0%
3	0	0%	0%
4	0	0%	0%
5	0	0%	0%
6	0	0%	0%
7	0	0%	0%
8	0	0%	0%
9	0	0%	0%
10	0	0%	0%
11	0	0%	0%
12	0	0%	0%
13	0	0%	0%
14	0	0%	0%
15	0	0%	0%
16	0	0%	0%

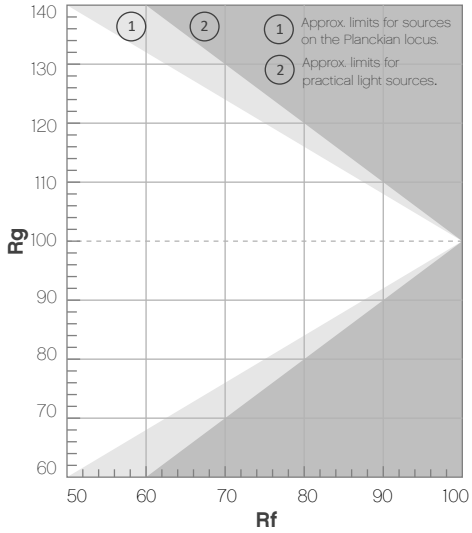

Color Vector Graphic

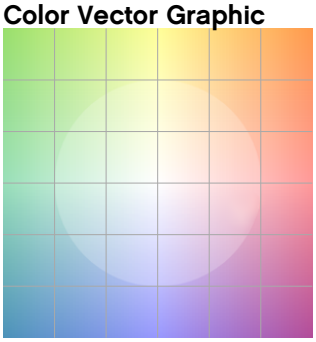

Rf by Hue



Color Distortion Graphic



Local Chroma Shift by Hue



Color Evaluation Sample

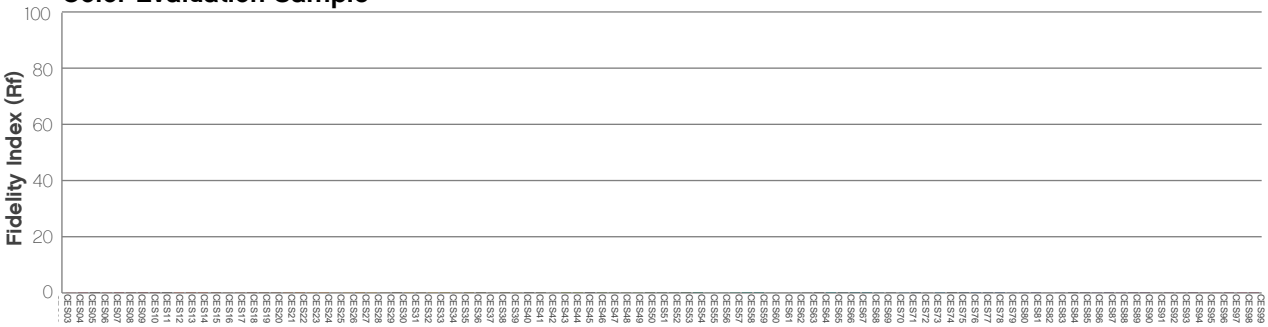

© 2026 Chauvet & Sons, LLC. All rights reserved
All product specifications, measurements and dimensions are subject to change without notice

Photometric & Chromaticity Report

COLORdash Bar 3 M: Standard Optics - Amber Only - Cali Off

Report Summary

Measurements

Fixture Output: 987 lm
Fixture Peak: 6181 cd
Fixture Efficacy: 39 lm/W
Intensity @ 5m: 247 lux
Color Temperature: 1557 K
CRI: 45.3 CRI R9 Value: -88.1
CQS: 8.1
TLCI: 23
TM-30 Rf: 54.1
TM-30 Rg: 52.4
Beam Angle (50%): 20.3°
Field Angle (10%): 37.7°
Cutoff Angle (3%): 51.8°

Conditions

AC Supply: 119 V, 60 Hz
Power: 27.96 W
Current: 0.235 A
Power Factor: 0.9

This data sheet conforms to American National Standard E1.9 – 2007 (R2017). All data was measured and calculated by a Viso Systems LabSpion Goniometer at the Chauvet PD Optics Laboratory in Davie, FL on 9/10/2026 to LM-63-2002 Standards.

Overall Measurement

Angular Beam Distribution

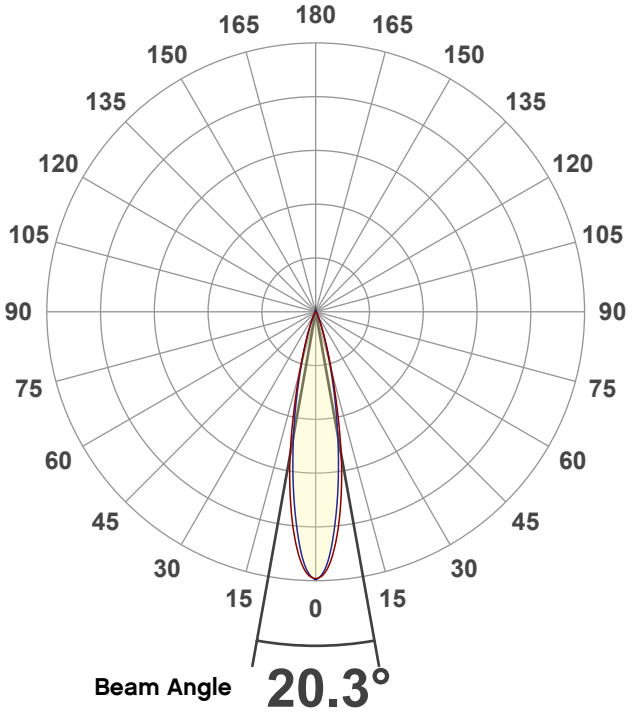

Spectral Distribution

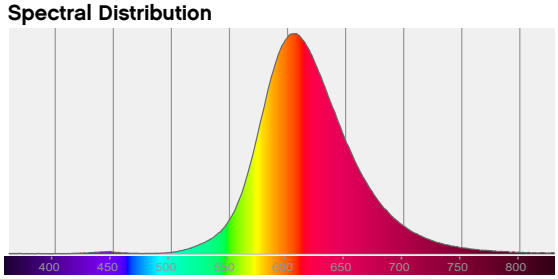

Tested Color (CIE 1931):
X: 0.587
Y: 0.406

Light Quality

CRI: 45.3

Color Temperature

1557 K

© 2026 Chauvet & Sons, LLC. All rights reserved
All product specifications, measurements and dimensions are subject to change without notice

Photometric & Chromaticity Report

COLORdash Bar 3 M: Standard Optics - Amber Only - Cali Off

Beam Details

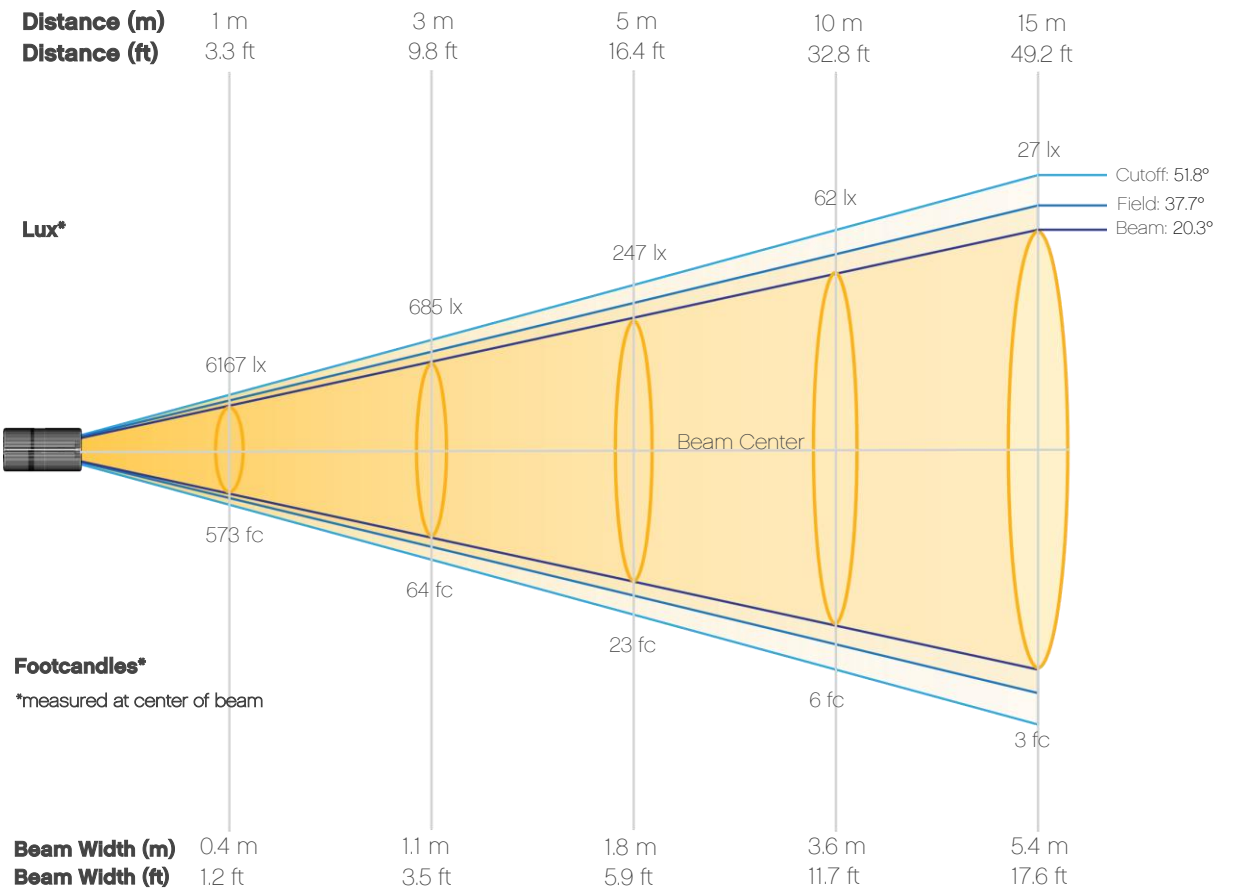

Beam Intensities from 1-20m (3.3-65.6ft)

Distance	1m	2m	3m	4m	5m	6m	7m	8m	9m	10m
Lux	6167	1542	685	385	247	171	126	96	76	62
Distance	**11m**	**12m**	**13m**	**14m**	**15m**	**16m**	**17m**	**18m**	**19m**	**20m**
Lux	51	43	36	31	27	24	21	19	17	15
Distance	**3.3ft**	**6.6ft**	**9.8ft**	**13.1ft**	**16.4ft**	**19.7ft**	**23ft**	**26.2ft**	**29.5ft**	**32.8ft**
FC	573	143	64	36	23	16	12	9	7	6
Distance	**36.1ft**	**39.4ft**	**42.7ft**	**45.9ft**	**49.2ft**	**52.5ft**	**55.8ft**	**59.1ft**	**62.3ft**	**65.6ft**
FC	5	4	3	3	3	2	2	2	2	1

© 2026 Chauvet & Sons, LLC. All rights reserved
All product specifications, measurements and dimensions are subject to change without notice

Photometric & Chromaticity Report

COLORdash Bar 3 M: Standard Optics - Amber Only - Cali Off

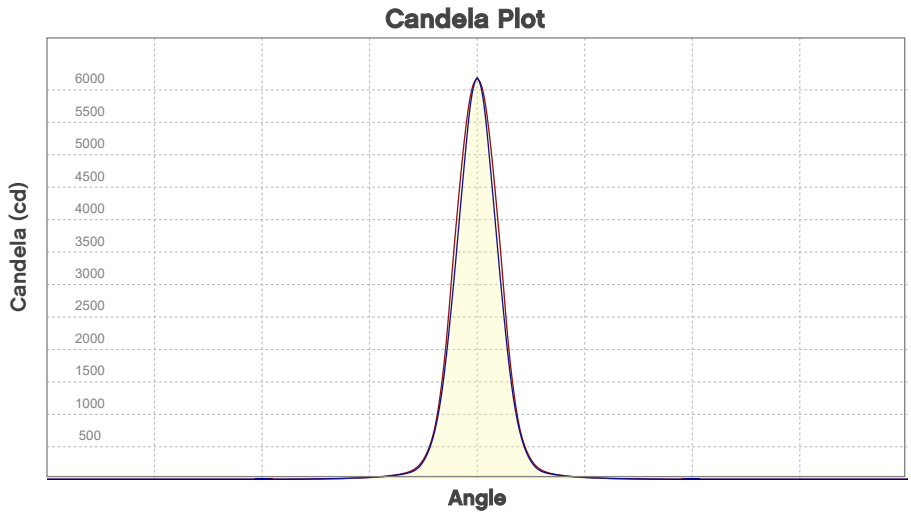

Beam Angle (50%): 20.3°
Field Angle (10%): 37.7°
Cutoff Angle (3%): 51.8°

Vertical Distribution
Horizontal Distribution

ISO Diagrams

ISO Candela Diagram

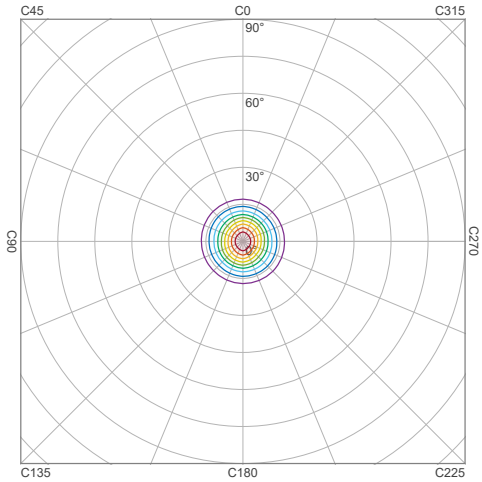

90 %	5550.2 cd
80 %	4933.5 cd
70 %	4316.8 cd
60 %	3700.2 cd
50 %	3083.5 cd
40 %	2466.8 cd
30 %	1850.1 cd
20 %	1233.4 cd
10 %	616.7 cd

Peak intensity: 6166.9 cd
Number of c-planes: 8

ISO Lux Diagram

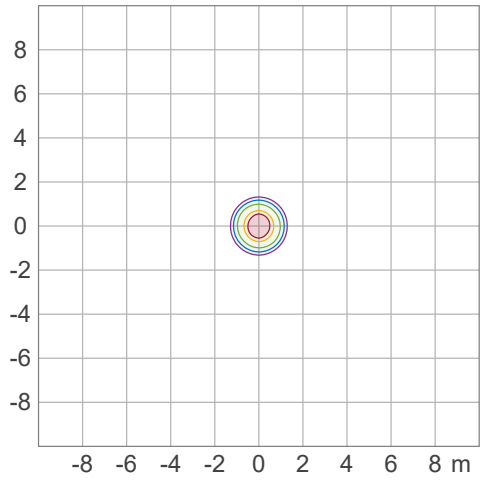

50.0 %	343 lx
30.0 %	206 lx
10.0 %	68.5 lx
5.0 %	34.3 lx
3.0 %	20.6 lx

Peak illuminance: 685 lx
Mounting height: 3 m
Number of c-planes: 8

© 2026 Chauvet & Sons, LLC. All rights reserved
All product specifications, measurements and dimensions are subject to change without notice

Photometric & Chromaticity Report

COLORdash Bar 3 M: Standard Optics - Amber Only - Cali Off

Chromaticity

CIE 1931

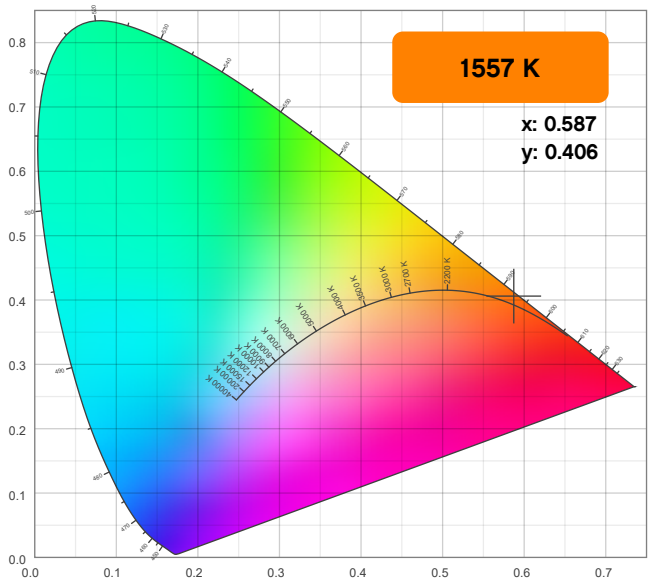

CIE 1931 - Zoom

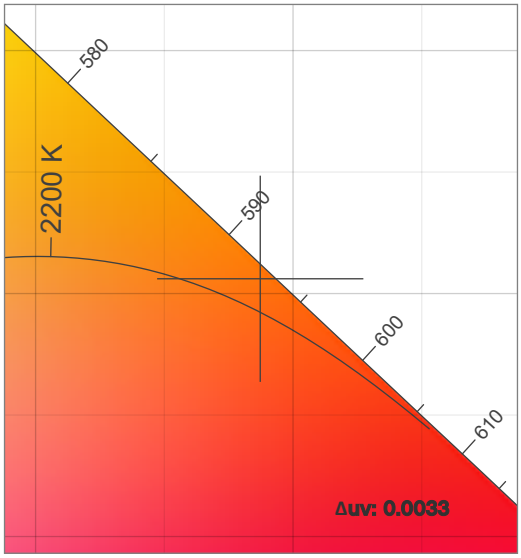

CRI: 45.3 (R1-R8)

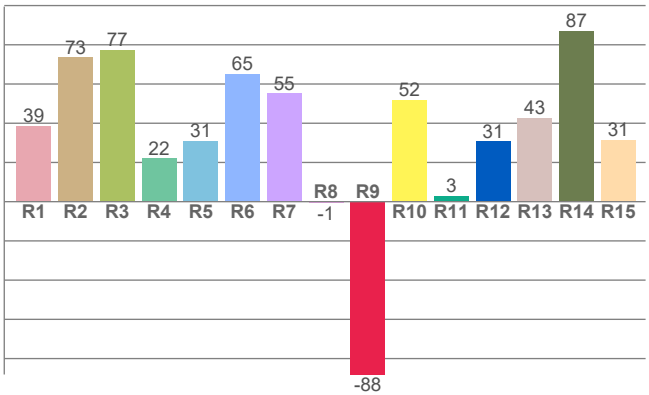

CQS: 8.1

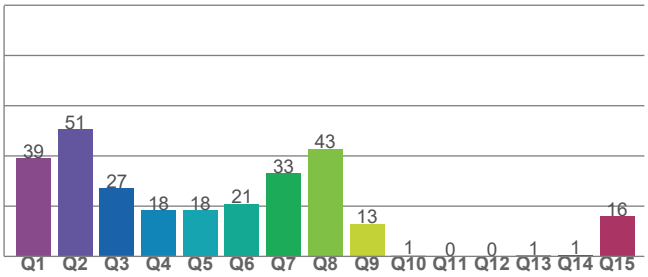

Color Parameters

Color Temperature	Color Coordinate CIE 1931	Color Coordinate CIE 1931
CCT	x	y
1557 K	0.587	0.406

Color Deviation from Black Body Curve	Color Coordinate CIE 1964	Color Coordinate CIE 1964
Δuv	y	u
0.0033	0.406	0.351

Color Rendering Index	Red Component	Color Quality Scale
CRI	CRI - R9	CQS
45.3	-88.1	8.1

Television Lighting Consistency Index	Color Fidelity	Color Gamut
TLCI	TM30 - Rf	TM30 Rg
23	54.1	52.4

© 2026 Chauvet & Sons, LLC. All rights reserved
All product specifications, measurements and dimensions are subject to change without notice

Photometric & Chromaticity Report

COLORdash Bar 3 M: Standard Optics - Amber Only - Cali Off

TM-30 Details

Rf 54.1
Fidelity Index
(Rg)

Rg 52.4
Gammut Index
(Rg)

		Graphic shifts (%)	
Hue Bin	R_f	Chroma	Hue
1	40	-30%	-7%
2	42	-34%	-1%
3	55	-35%	6%
4	64	-32%	8%
5	82	-22%	9%
6	74	-15%	14%
7	57	-25%	-2%
8	51	-32%	-14%
9	45	-30%	-10%
10	46	-35%	0%
11	44	-30%	16%
12	46	-27%	17%
13	66	-25%	5%
14	78	-22%	-7%
15	64	-23%	-13%
16	54	-27%	-10%

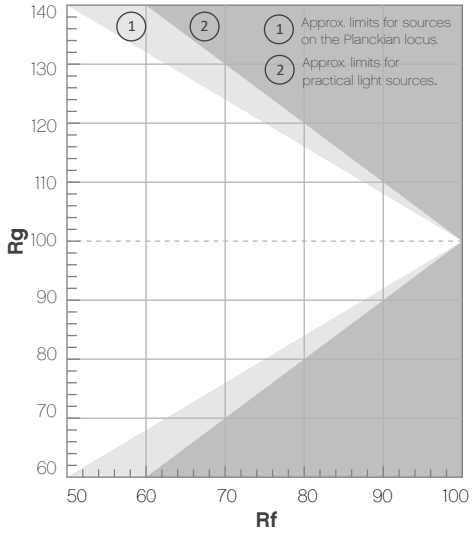

Color Vector Graphic

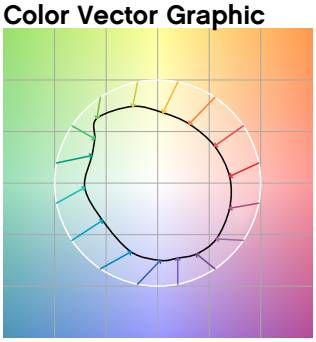

Rf by Hue

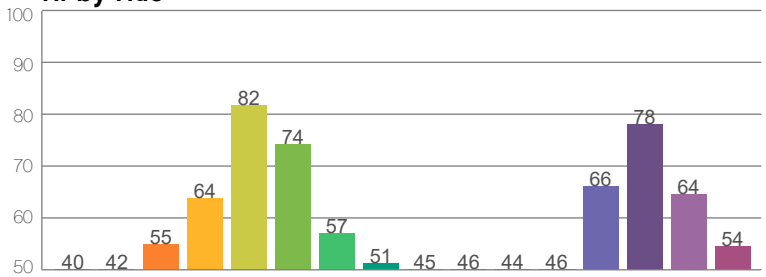

Color Distortion Graphic

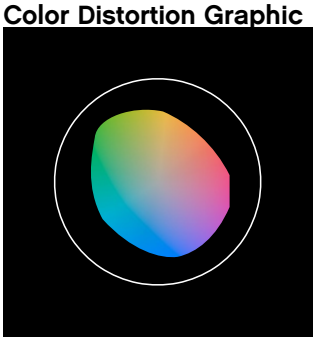

Local Chroma Shift by Hue

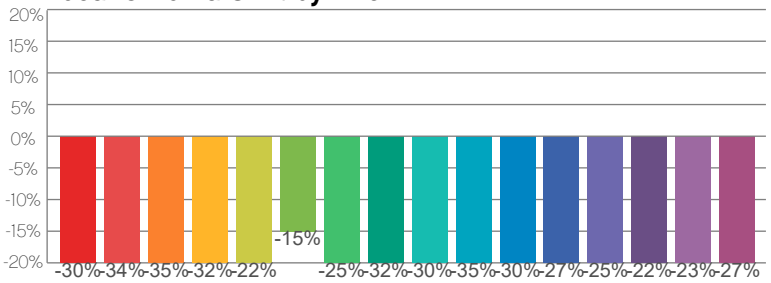

Color Evaluation Sample

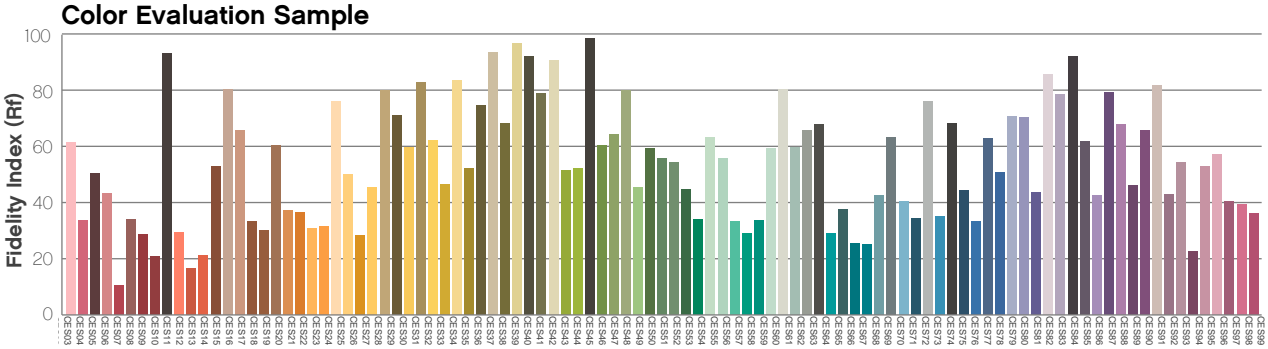

© 2026 Chauvet & Sons, LLC. All rights reserved
All product specifications, measurements and dimensions are subject to change without notice

Photometric & Chromaticity Report

COLORdash Bar 3 M: Standard Optics - White Only - Cali Off

Report Summary

Measurements

Fixture Output: 1973 lm
Fixture Peak: 11685 cd
Fixture Efficacy: 78 lm/W
Intensity @ 5m: 466 lux
Color Temperature: 6811 K
CRI: 69.5 CRI R9 Value: -21.3
CQS: 68.1
TLCI: 46
TM-30 Rf: 68.1
TM-30 Rg: 97.1
Beam Angle (50%): 20.4°
Field Angle (10%): 39.1°
Cutoff Angle (3%): 53.5°

Conditions

AC Supply: 119 V, 60 Hz
Power: 28.0 W
Current: 0.235 A
Power Factor: 0.9

This data sheet conforms to American National Standard E1.9 – 2007 (R2017). All data was measured and calculated by a Viso Systems LabSpion Goniometer at the Chauvet PD Optics Laboratory in Davie, FL on 9/10/2026 to LM-63-2002 Standards.

Overall Measurement

Angular Beam Distribution

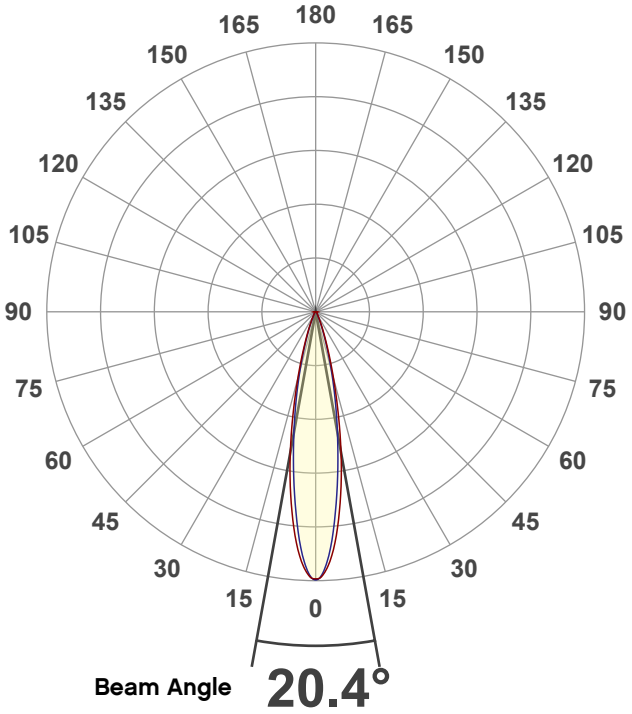

Spectral Distribution

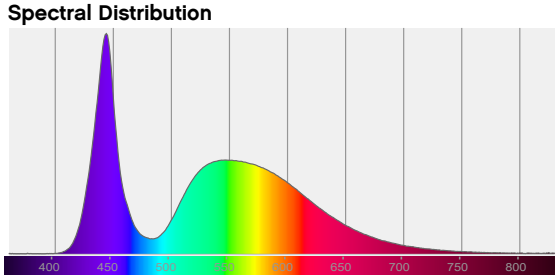

Tested Color (CIE 1931):
X: 0.309
Y: 0.317

Light Quality

CRI: 69.5

Color Temperature

6811 K

© 2026 Chauvet & Sons, LLC. All rights reserved
All product specifications, measurements and dimensions are subject to change without notice

Photometric & Chromaticity Report

COLORdash Bar 3 M: Standard Optics - White Only - Cali Off

Beam Details

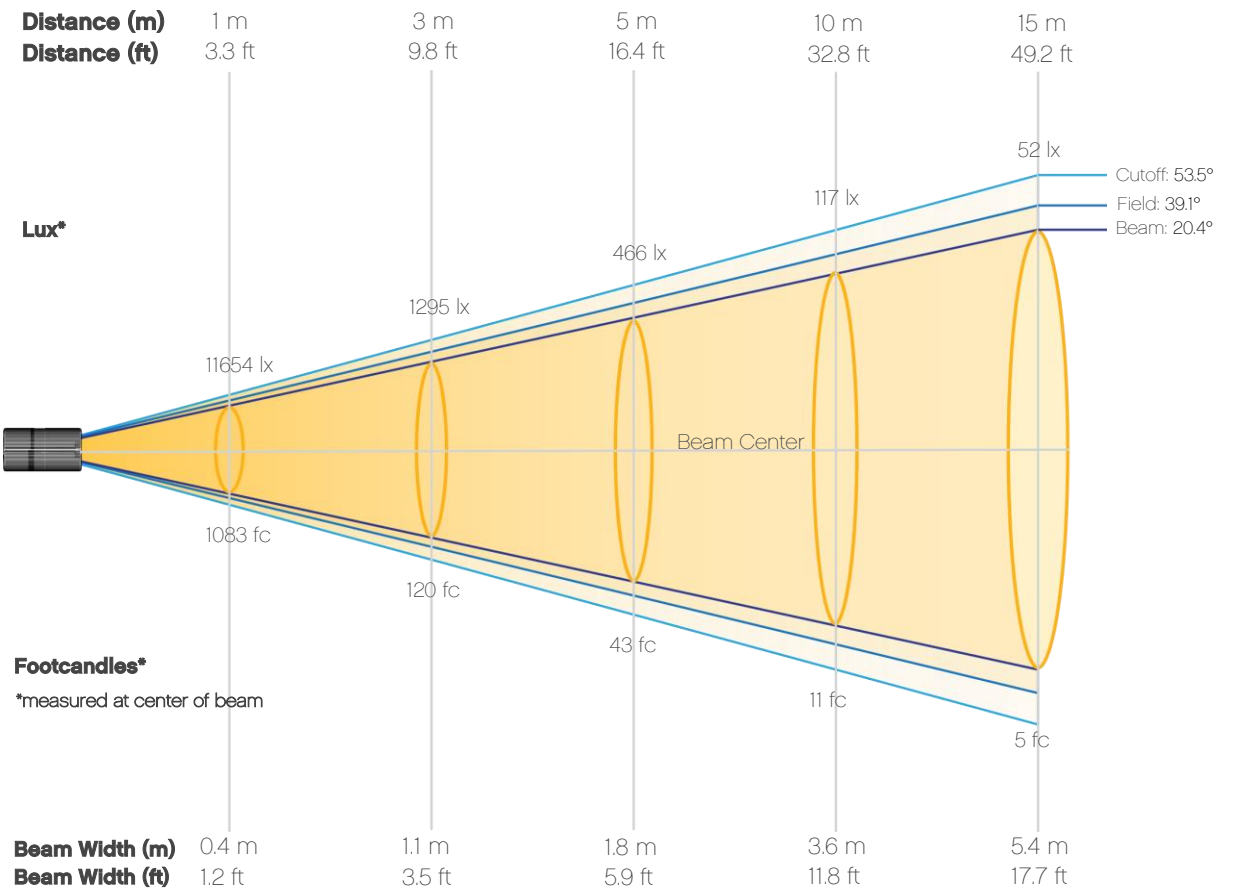

Beam Intensities from 1-20m (3.3-65.6ft)

Distance	1m	2m	3m	4m	5m	6m	7m	8m	9m	10m
Lux	11654	2913	1295	728	466	324	238	182	144	117
Distance	**11m**	**12m**	**13m**	**14m**	**15m**	**16m**	**17m**	**18m**	**19m**	**20m**
Lux	96	81	69	59	52	46	40	36	32	29
Distance	**3.3ft**	**6.6ft**	**9.8ft**	**13.1ft**	**16.4ft**	**19.7ft**	**23ft**	**26.2ft**	**29.5ft**	**32.8ft**
FC	1083	271	120	68	43	30	22	17	13	11
Distance	**36.1ft**	**39.4ft**	**42.7ft**	**45.9ft**	**49.2ft**	**52.5ft**	**55.8ft**	**59.1ft**	**62.3ft**	**65.6ft**
FC	9	8	6	6	5	4	4	3	3	3

© 2026 Chauvet & Sons, LLC. All rights reserved
All product specifications, measurements and dimensions are subject to change without notice

Photometric & Chromaticity Report

COLORdash Bar 3 M: Standard Optics - White Only - Cali Off

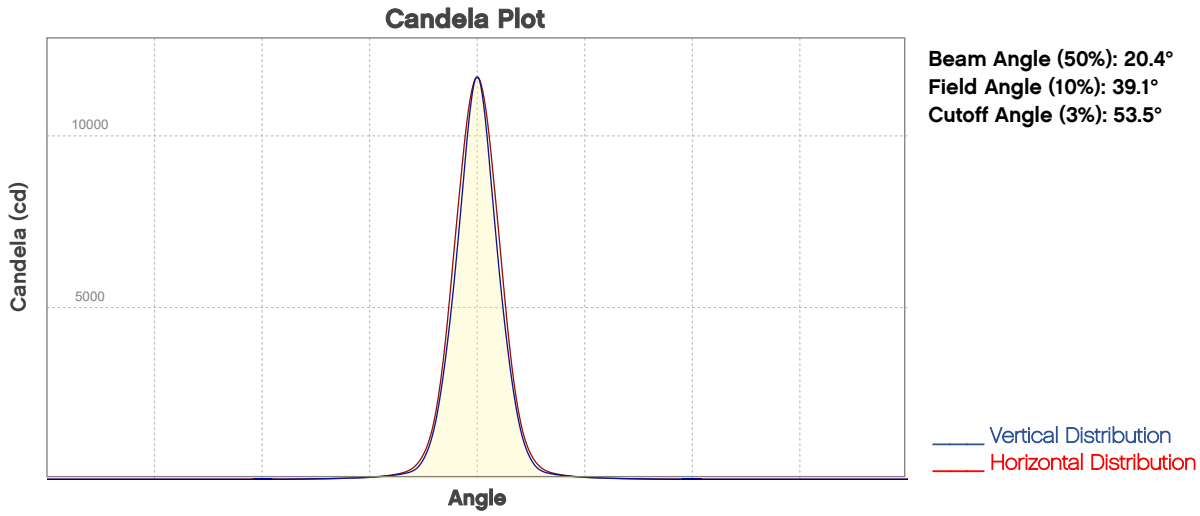

Beam Angle (50%): 20.4°
Field Angle (10%): 39.1°
Cutoff Angle (3%): 53.5°

ISO Diagrams

ISO Candela Diagram

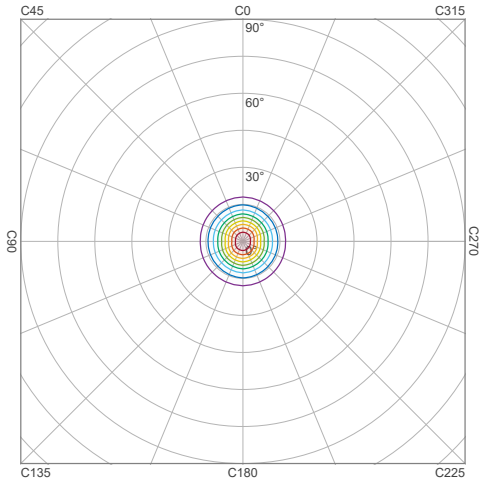

90 %	10488.4 cd
80 %	9323.0 cd
70 %	8157.7 cd
60 %	6992.3 cd
50 %	5826.9 cd
40 %	4661.5 cd
30 %	3496.1 cd
20 %	2330.8 cd
10 %	1165.4 cd

Peak intensity: 11653.8 cd
Number of c-planes: 8

ISO Lux Diagram

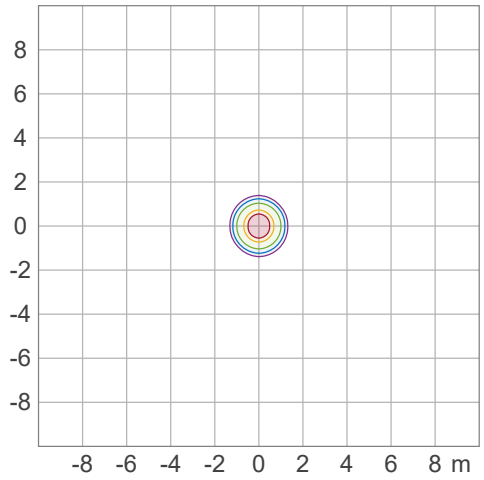

50.0 %	647 lx
30.0 %	388 lx
10.0 %	129 lx
5.0 %	64.7 lx
3.0 %	38.8 lx

Peak illuminance: 1295 lx
Mounting height: 3 m
Number of c-planes: 8

© 2026 Chauvet & Sons, LLC. All rights reserved
All product specifications, measurements and dimensions are subject to change without notice

Photometric & Chromaticity Report

COLORdash Bar 3 M: Standard Optics - White Only - Cali Off

Chromaticity

CIE 1931

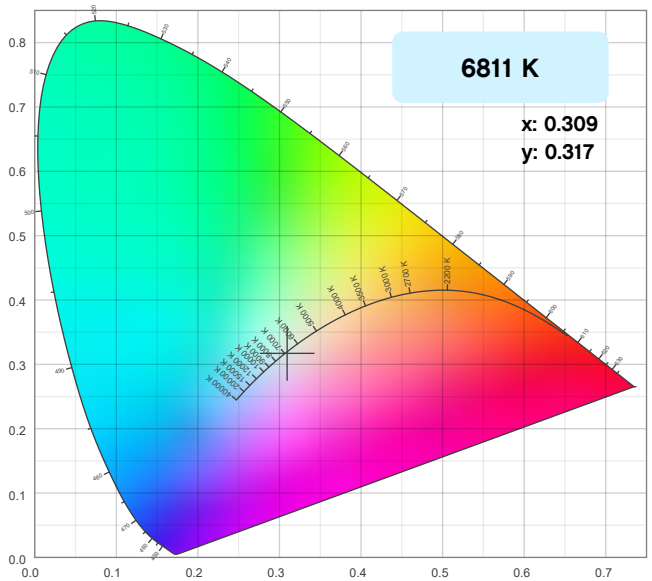

CIE 1931 - Zoom

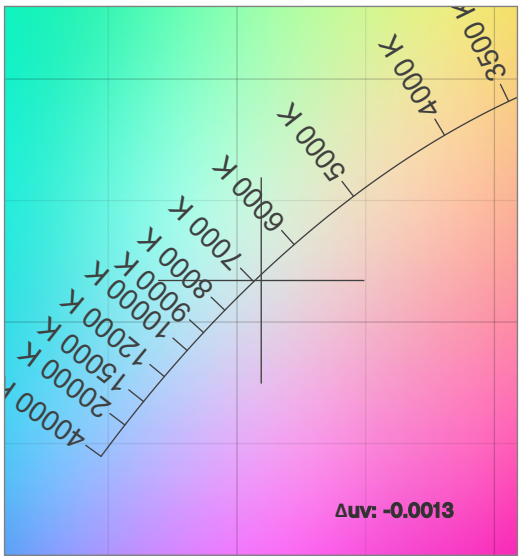

CRI: 69.5 (R1-R8)

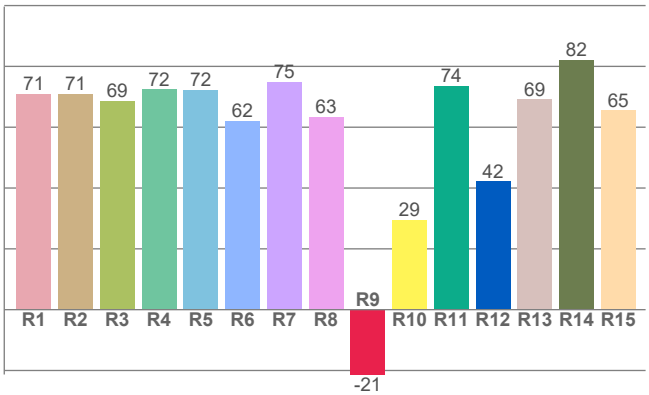

CQS: 68.1

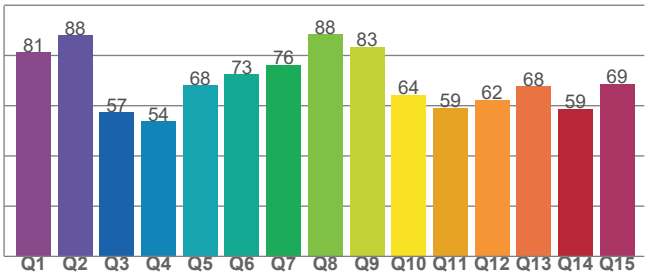

Color Parameters

Color Temperature	Color Coordinate CIE 1931	Color Coordinate CIE 1931
CCT	x	y
6811 K	0.309	0.317

Color Deviation from Black Body Curve	Color Coordinate CIE 1964	Color Coordinate CIE 1964
Δuv	y	u
-0.0013	0.317	0.200

Color Rendering Index	Red Component	Color Quality Scale
CRI	CRI - R9	CQS
69.5	-21.3	68.1

Television Lighting Consistency Index	Color Fidelity	Color Gamut
TLCI	TM30 - Rf	TM30 Rg
46	68.1	97.1

© 2026 Chauvet & Sons, LLC. All rights reserved
All product specifications, measurements and dimensions are subject to change without notice

Photometric & Chromaticity Report

COLORdash Bar 3 M: Standard Optics - White Only - Cali Off

TM-30 Details

Rf 68.1
Fidelity Index (Rg)

Rg 97.1
Gammut Index (Rg)

		Graphic shifts (%)	
Hue Bin	R_f	Chroma	Hue
1	69	-17%	-5%
2	69	-14%	10%
3	60	-7%	25%
4	58	5%	26%
5	64	17%	17%
6	78	14%	0%
7	86	4%	-8%
8	76	-8%	-12%
9	76	-21%	1%
10	59	-16%	22%
11	42	-7%	32%
12	61	4%	26%
13	74	15%	14%
14	78	19%	-3%
15	72	9%	-19%
16	76	-2%	-14%

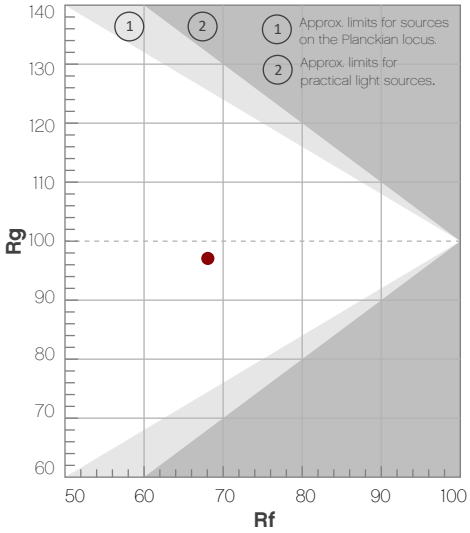

Color Vector Graphic

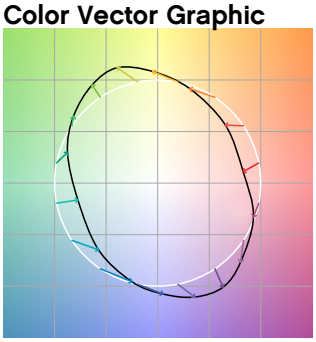

Color Distortion Graphic

Rf by Hue

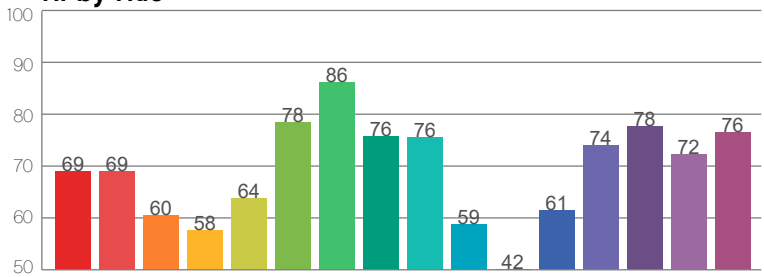

Local Chroma Shift by Hue

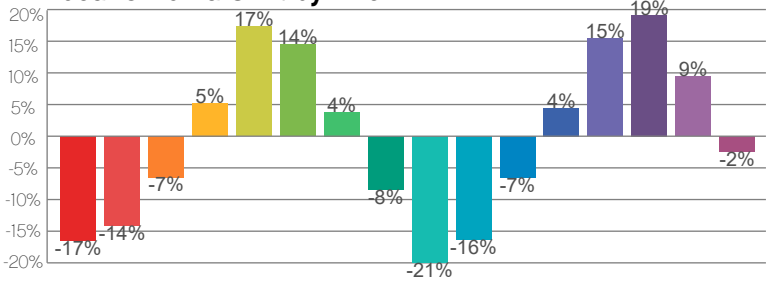

Color Evaluation Sample

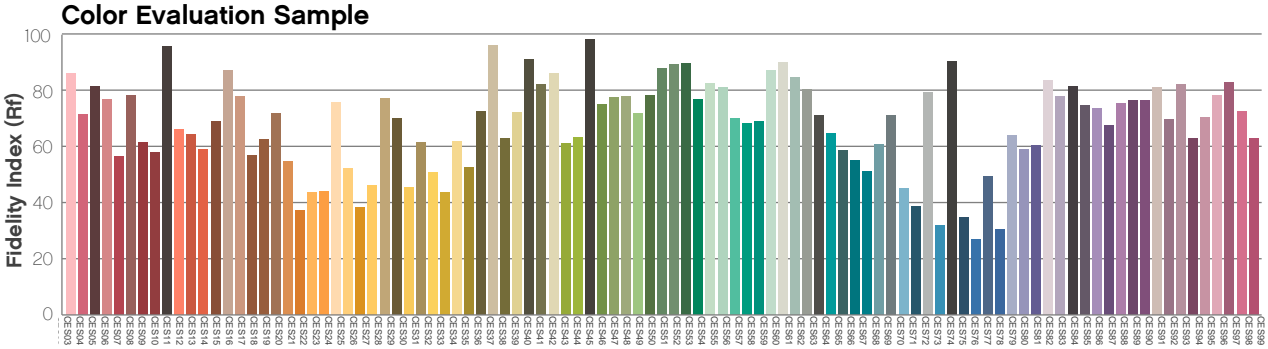

© 2026 Chauvet & Sons, LLC. All rights reserved
All product specifications, measurements and dimensions are subject to change without notice

Photometric & Chromaticity Report

COLORdash Bar 3 M: Standard Optics - UV Only - Cali Off

Report Summary

Measurements

Fixture Output: 32.8 lm
Fixture Peak: 230 cd
Fixture Efficacy: 1 lm/W
Intensity @ 5m: 9 lux
Color Temperature: 0 K
CRI: 0.0 CRI R9 Value: 0.0
CQS: 0.0
TLCI: n/a
TM-30 Rf: 0.0
TM-30 Rg: 0.0
Beam Angle (50%): 20°
Field Angle (10%): 36.9°
Cutoff Angle (3%): 47.1°

Conditions

AC Supply: 119 V, 60 Hz
Power: 29.81 W
Current: 0.250 A
Power Factor: 0.91

This data sheet conforms to American National Standard E1.9 – 2007 (R2017). All data was measured and calculated by a Viso Systems LabSpion Goniometer at the Chauvet PD Optics Laboratory in Davie, FL on 9/10/2026 to LM-63-2002 Standards.

Overall Measurement

Angular Beam Distribution

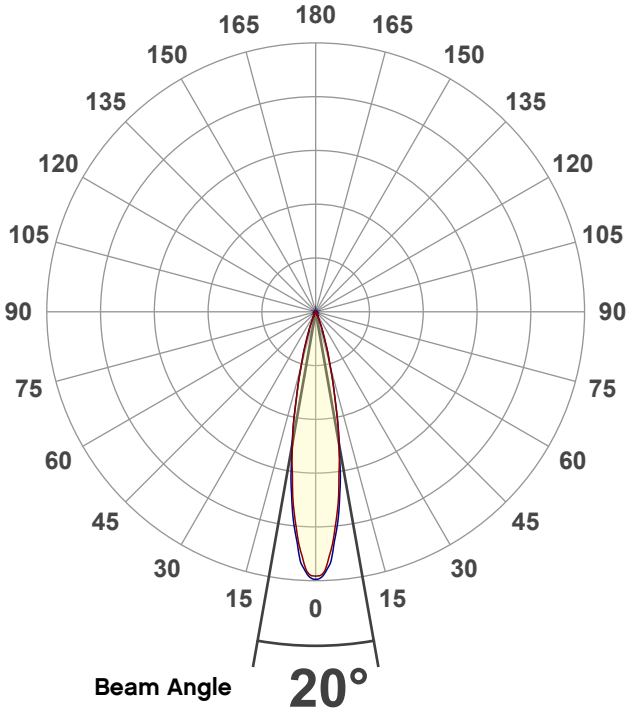

Spectral Distribution

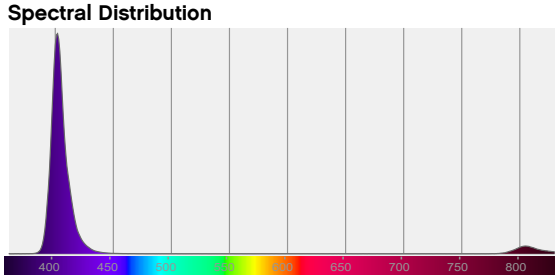

Tested Color (CIE 1931)**:**
X: 0.175
Y: 0.011

Light Quality

CRI: 0.0

Color Temperature

0 K

© 2026 Chauvet & Sons, LLC. All rights reserved
All product specifications, measurements and dimensions are subject to change without notice

Photometric & Chromaticity Report

COLORdash Bar 3 M: Standard Optics - UV Only - Cali Off

Beam Details

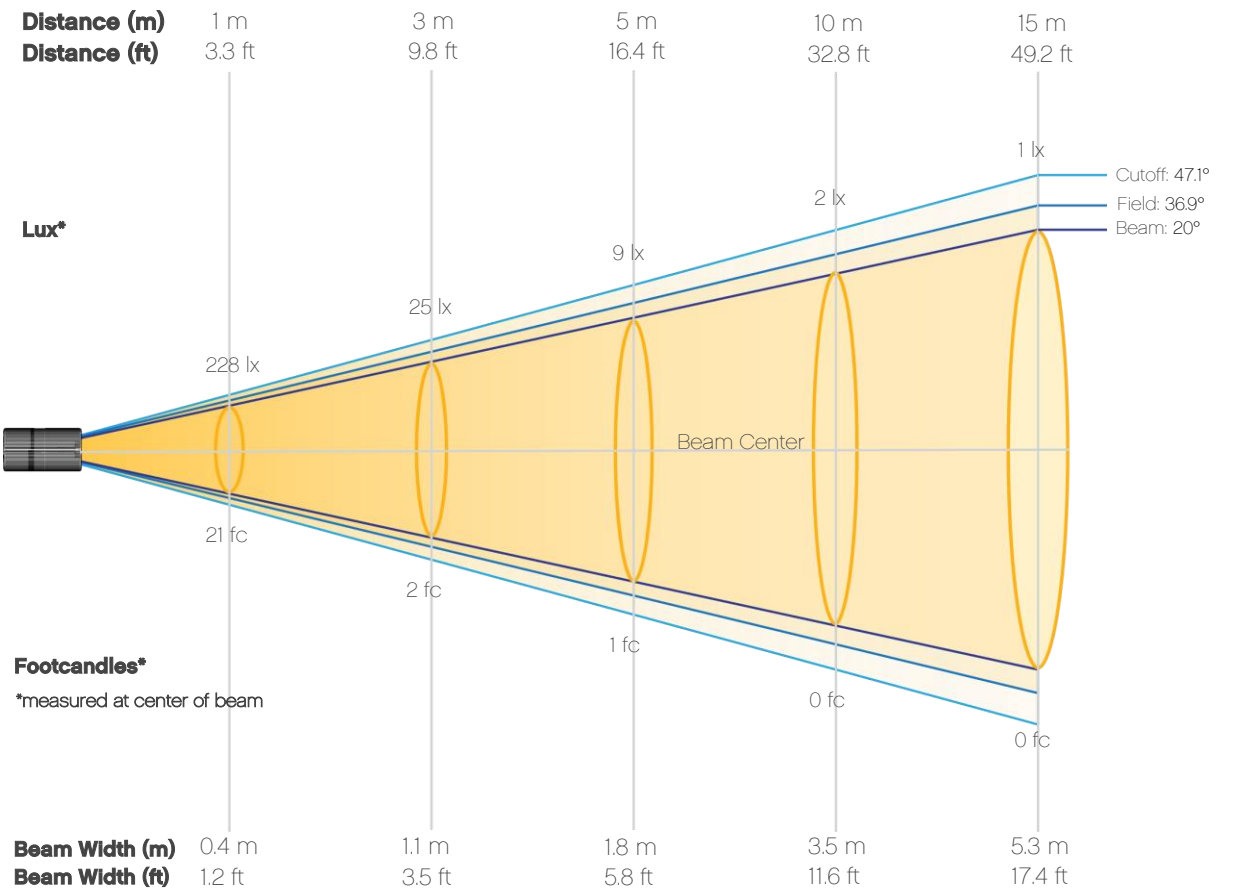

Beam Intensities from 1-20m (3.3-65.6ft)

Distance	1m	2m	3m	4m	5m	6m	7m	8m	9m	10m
Lux	228	57	25	14	9	6	5	4	3	2
Distance	**11m**	**12m**	**13m**	**14m**	**15m**	**16m**	**17m**	**18m**	**19m**	**20m**
Lux	2	2	1	1	1	1	1	1	1	1
Distance	**3.3ft**	**6.6ft**	**9.8ft**	**13.1ft**	**16.4ft**	**19.7ft**	**23ft**	**26.2ft**	**29.5ft**	**32.8ft**
FC	21	5	2	1	1	1	0	0	0	0
Distance	**36.1ft**	**39.4ft**	**42.7ft**	**45.9ft**	**49.2ft**	**52.5ft**	**55.8ft**	**59.1ft**	**62.3ft**	**65.6ft**
FC	0	0	0	0	0	0	0	0	0	0

© 2026 Chauvet & Sons, LLC. All rights reserved
All product specifications, measurements and dimensions are subject to change without notice

Photometric & Chromaticity Report

COLORdash Bar 3 M: Standard Optics - UV Only - Cali Off

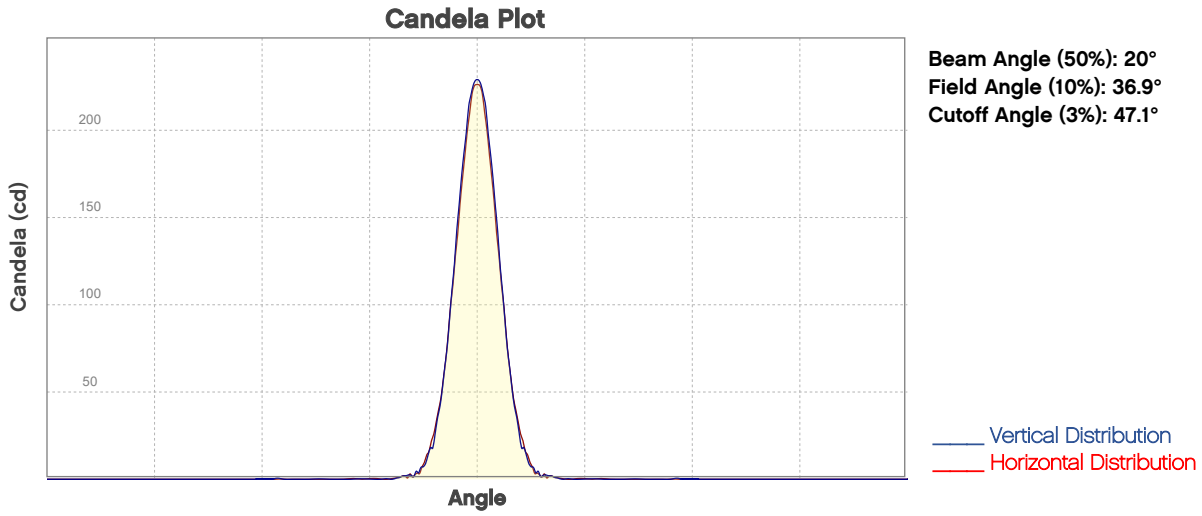

Beam Angle (50%): 20°
Field Angle (10%): 36.9°
Cutoff Angle (3%): 47.1°

ISO Diagrams

ISO Candela Diagram

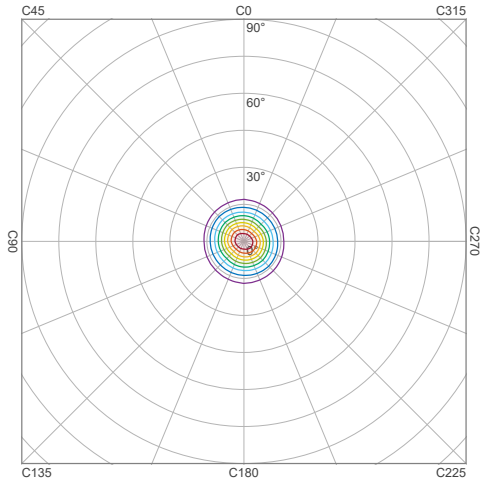

90 %	206.6 cd
80 %	183.7 cd
70 %	160.7 cd
60 %	137.7 cd
50 %	114.8 cd
40 %	91.8 cd
30 %	68.9 cd
20 %	45.9 cd
10 %	23.0 cd

Peak intensity: 229.6 cd
Number of c-planes: 8

ISO Lux Diagram

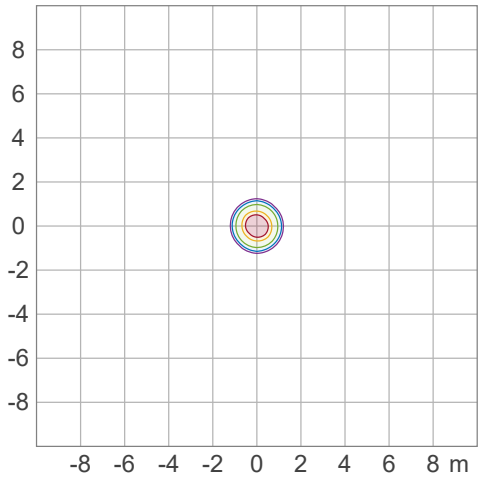

50.0 %	12.7 lx
30.0 %	7.65 lx
10.0 %	2.55 lx
5.0 %	1.27 lx
3.0 %	0.765 lx

Peak illuminance: 25.5 lx
Mounting height: 3 m
Number of c-planes: 8

© 2026 Chauvet & Sons, LLC. All rights reserved
All product specifications, measurements and dimensions are subject to change without notice

Photometric & Chromaticity Report

COLORdash Bar 3 M: Standard Optics - UV Only - Cali Off

Chromaticity

CIE 1931

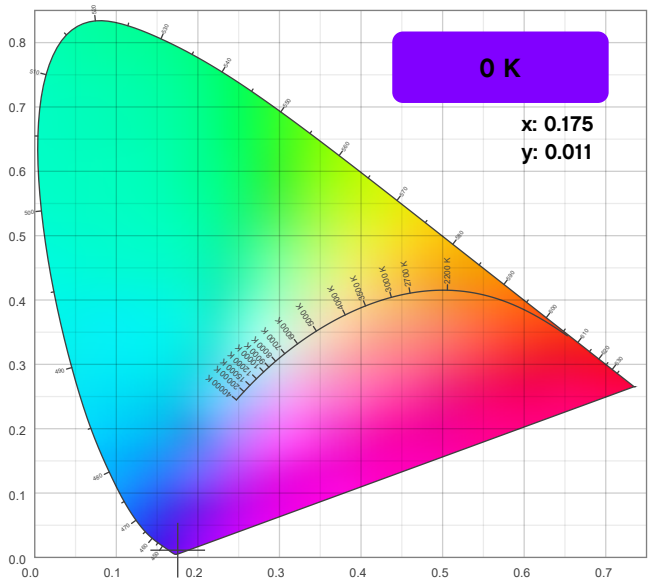

CIE 1931 - Zoom

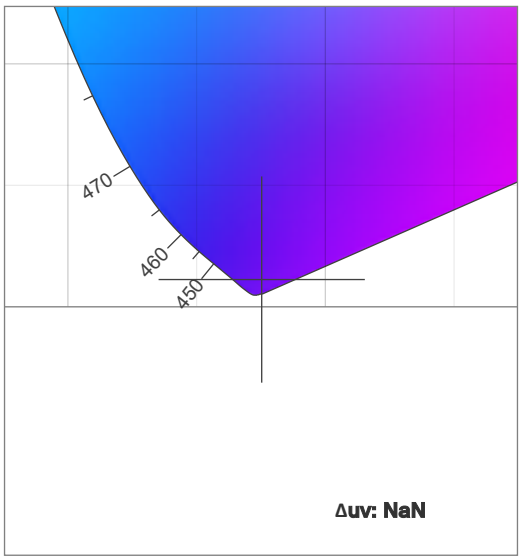

CRI: 0.0 (R1-R8)

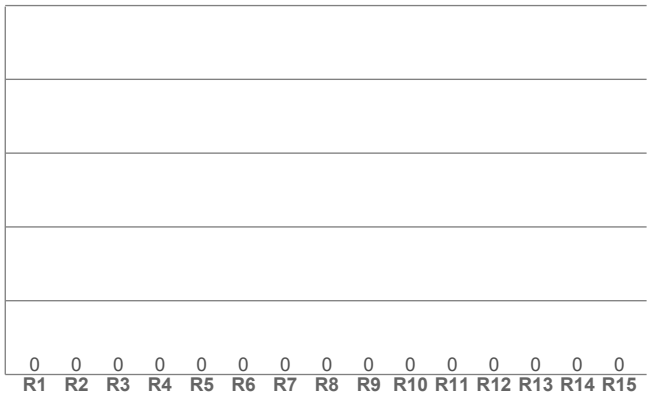

CQS: 0.0

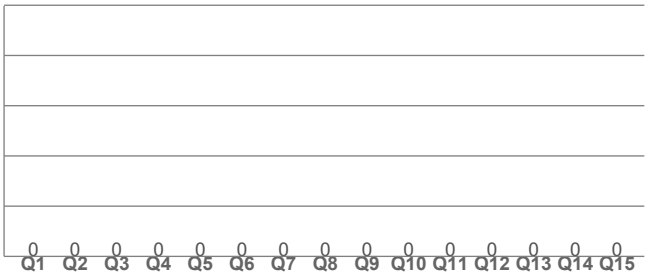

Color Parameters

Color Temperature	Color Coordinate CIE 1931	Color Coordinate CIE 1931
CCT	x	y
0 K	0.175	0.011

Color Deviation from Black Body Curve	Color Coordinate CIE 1964	Color Coordinate CIE 1964
Δuv	y	u
NaN	0.011	0.252

Color Rendering Index	Red Component	Color Quality Scale
CRI	CRI - R9	CQS
0.0	0.0	0.0

Television Lighting Consistency Index	Color Fidelity	Color Gamut
TLCI	TM30 - Rf	TM30 Rg
n/a	0.0	0.0

© 2026 Chauvet & Sons, LLC. All rights reserved
All product specifications, measurements and dimensions are subject to change without notice

Photometric & Chromaticity Report

COLORdash Bar 3 M: Standard Optics - UV Only - Cali Off

TM-30 Details

Rf 0.0

Fidelity Index (Rg)

Rg 0.0

Gammut Index (Rg)

		Graphic shifts (%)	
Hue Bin	R_f	Chroma	Hue
1	0	0%	0%
2	0	0%	0%
3	0	0%	0%
4	0	0%	0%
5	0	0%	0%
6	0	0%	0%
7	0	0%	0%
8	0	0%	0%
9	0	0%	0%
10	0	0%	0%
11	0	0%	0%
12	0	0%	0%
13	0	0%	0%
14	0	0%	0%
15	0	0%	0%
16	0	0%	0%

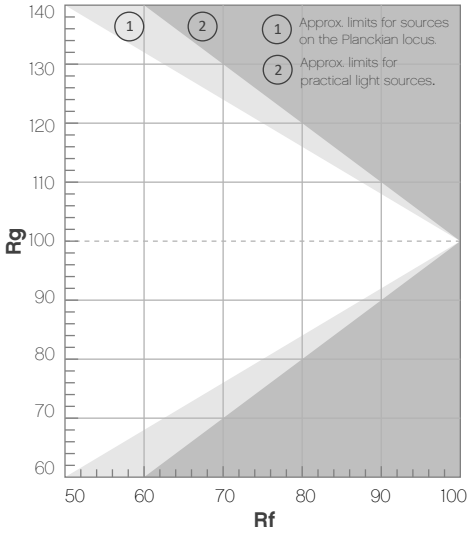

Color Vector Graphic

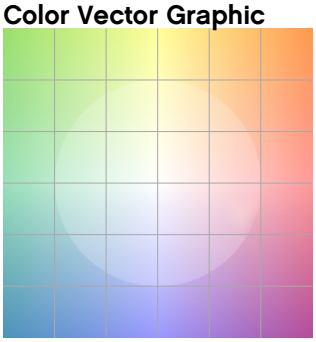

Rf by Hue



Color Distortion Graphic



Local Chroma Shift by Hue



Color Evaluation Sample

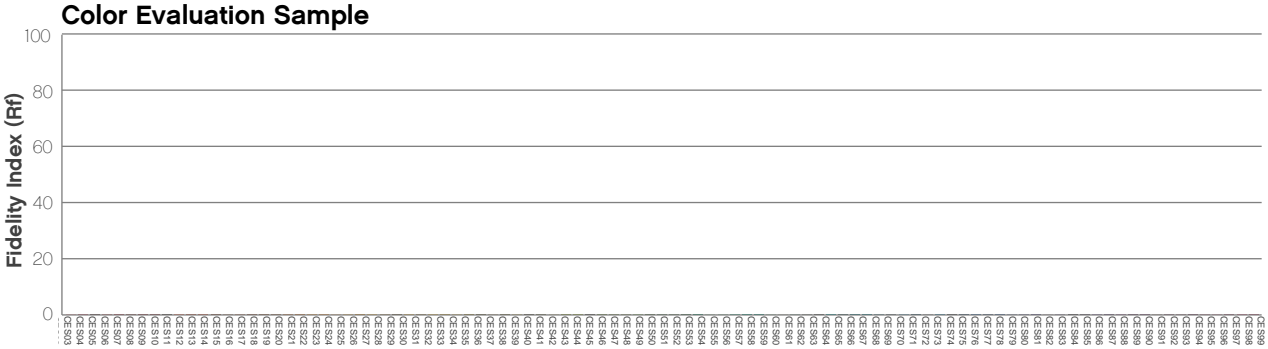

© 2026 Chauvet & Sons, LLC. All rights reserved
All product specifications, measurements and dimensions are subject to change without notice

Contact Us

General Information	Technical Support
Chauvet World Headquarters	
Address: 3360 Davie Rd., Suite 509 Davie, FL 33314 Voice: (954) 577-4455 Fax: (954) 929-5560 Toll Free: (800) 762-1084	Voice: (844) 393-7575 Fax: (954) 756-8015 Email: chauvetcs@chauvetlighting.com Website: www.chauvetprofessional.com
Chauvet U.K.	
Address: Pod 1 EVO Park Little Oak Drive, Sherwood Park Nottinghamshire, NG15 0EB UK Voice: +44 (0) 1773 511115 Fax: +44 (0) 1773 511110	Email: UKtech@chauvetlighting.eu Website: www.chauvetprofessional.eu
Chauvet Benelux	
Address: Vaartlaan 9 9800 Deinze Belgium Voice: +32 9 388 93 97	Email: BNLtech@chauvetlighting.eu Website: www.chauvetprofessional.eu
Chauvet France	
Address: 3, Rue Ampère 91380 Chilly-Mazarin France Voice: +33 1 78 85 33 59	Email: FRtech@chauvetlighting.fr Website: www.chauvetprofessional.eu
Chauvet Germany	
Address: Bruno-Bürgel-Str. 11 28759 Bremen Germany Voice: +49 421 62 60 20	Email: DEtech@chauvetlighting.de Website: www.chauvetprofessional.eu
Chauvet Mexico	
Address: Av. de las Partidas 34 - 3B (Entrance by Calle 2) Zona Industrial Lerma Lerma, Edo. de México, CP 52000 Voice: +52 (728) 690-2010	Email: servicio@chauvet.com.mx Website: www.chauvetprofessional.mx

Visit the applicable website above to verify our contact information and instructions to request support. Outside the U.S., U.K., Ireland, Benelux, France, Germany, or Mexico, contact the dealer of the record.