

WELL BATTEN 14

WIRELESS EVENT LED LUMINAIRE

PHOTOMETRICS REPORT




Table of Contents

Introduction.....	1
Testing Process.....	1
Total Illuminance Measurements	1
Testing Lab Equipment and Process	1
Photometrics & Chromaticity Reports	2
Standard Optics - Full Power-5hrs	3
Report Summary	3
Overall Measurement.....	3
Beam Details.....	4
ISO Diagrams	5
Chromaticity.....	6
TM-30 Details	7
Standard Optics - Full Power-8hrs	8
Report Summary	8
Overall Measurement.....	8
Beam Details.....	9
ISO Diagrams	10
Chromaticity.....	11
TM-30 Details	12
Standard Optics - Full Power-12hrs	13
Report Summary	13
Overall Measurement.....	13
Beam Details.....	14
ISO Diagrams	15
Chromaticity.....	16
TM-30 Details	17
Standard Optics - Full Power-18hrs	18
Report Summary	18
Overall Measurement.....	18
Beam Details.....	19
ISO Diagrams	20
Chromaticity.....	21
TM-30 Details	22
Standard Optics - Full Power- AC	23
Report Summary	23
Overall Measurement.....	23
Beam Details.....	24

ISO Diagrams	25
Chromaticity.....	26
TM-30 Details	27
Standard Optics - Full Power-Off	28
Report Summary	28
Overall Measurement.....	28
Beam Details.....	29
ISO Diagrams	30
Chromaticity.....	31
TM-30 Details	32
Standard Optics - Red-5hrs.....	33
Report Summary	33
Overall Measurement.....	33
Beam Details.....	34
ISO Diagrams	35
Chromaticity.....	36
TM-30 Details	37
Standard Optics - Red-8hrs.....	38
Report Summary	38
Overall Measurement.....	38
Beam Details.....	39
ISO Diagrams	40
Chromaticity.....	41
TM-30 Details	42
Standard Optics - Red-12hrs	43
Report Summary	43
Overall Measurement.....	43
Beam Details.....	44
ISO Diagrams	45
Chromaticity.....	46
TM-30 Details	47
Standard Optics - Red-18hrs	48
Report Summary	48
Overall Measurement.....	48
Beam Details.....	49
ISO Diagrams	50
Chromaticity.....	51
TM-30 Details	52

Standard Optics - Red-AC	53
Report Summary	53
Overall Measurement.....	53
Beam Details.....	54
ISO Diagrams	55
Chromaticity.....	56
TM-30 Details	57
Standard Optics - Red-Off	58
Report Summary	58
Overall Measurement.....	58
Beam Details.....	59
ISO Diagrams	60
Chromaticity.....	61
TM-30 Details	62
Standard Optics - Green-5hrs	63
Report Summary	63
Overall Measurement.....	63
Beam Details.....	64
ISO Diagrams	65
Chromaticity.....	66
TM-30 Details	67
Standard Optics - Green-8hrs	68
Report Summary	68
Overall Measurement.....	68
Beam Details.....	69
ISO Diagrams	70
Chromaticity.....	71
TM-30 Details	72
Standard Optics - Green-12hrs	73
Report Summary	73
Overall Measurement.....	73
Beam Details.....	74
ISO Diagrams	75
Chromaticity.....	76
TM-30 Details	77
Standard Optics - Green-18hrs	78
Report Summary	78
Overall Measurement.....	78

Beam Details.....	79
ISO Diagrams	80
Chromaticity.....	81
TM-30 Details	82
Standard Optics - Green-AC	83
Report Summary	83
Overall Measurement.....	83
Beam Details.....	84
ISO Diagrams	85
Chromaticity.....	86
TM-30 Details	87
Standard Optics - Green-Off	88
Report Summary	88
Overall Measurement.....	88
Beam Details.....	89
ISO Diagrams	90
Chromaticity.....	91
TM-30 Details	92
Standard Optics - Blue-5hrs	93
Report Summary	93
Overall Measurement.....	93
Beam Details.....	94
ISO Diagrams	95
Chromaticity.....	96
TM-30 Details	97
Standard Optics - Blue-8hrs	98
Report Summary	98
Overall Measurement.....	98
Beam Details.....	99
ISO Diagrams	100
Chromaticity.....	101
TM-30 Details	102
Standard Optics - Blue-12hrs	103
Report Summary	103
Overall Measurement.....	103
Beam Details.....	104
ISO Diagrams	105
Chromaticity.....	106

TM-30 Details	107
Standard Optics - Blue-18hrs	108
Report Summary	108
Overall Measurement.....	108
Beam Details.....	109
ISO Diagrams	110
Chromaticity.....	111
TM-30 Details	112
Standard Optics - Blue-AC	113
Report Summary	113
Overall Measurement.....	113
Beam Details.....	114
ISO Diagrams	115
Chromaticity.....	116
TM-30 Details	117
Standard Optics - Blue-Off	118
Report Summary	118
Overall Measurement.....	118
Beam Details.....	119
ISO Diagrams	120
Chromaticity.....	121
TM-30 Details	122
Standard Optics - Warm White-5hrs	123
Report Summary	123
Overall Measurement.....	123
Beam Details.....	124
ISO Diagrams	125
Chromaticity.....	126
TM-30 Details	127
Standard Optics - Warm White-8hrs	128
Report Summary	128
Overall Measurement.....	128
Beam Details.....	129
ISO Diagrams	130
Chromaticity.....	131
TM-30 Details	132
Standard Optics - Warm White-12hrs.....	133
Report Summary	133

Overall Measurement.....	133
Beam Details.....	134
ISO Diagrams	135
Chromaticity.....	136
TM-30 Details	137
Standard Optics - Warm White-18hrs.....	138
Report Summary	138
Overall Measurement.....	138
Beam Details.....	139
ISO Diagrams	140
Chromaticity.....	141
TM-30 Details	142
Standard Optics - Warm White-AC	143
Report Summary	143
Overall Measurement.....	143
Beam Details.....	144
ISO Diagrams	145
Chromaticity.....	146
TM-30 Details	147
Standard Optics - Warm White-Off	148
Report Summary	148
Overall Measurement.....	148
Beam Details.....	149
ISO Diagrams	150
Chromaticity.....	151
TM-30 Details	152
Standard Optics - 2800K-5hrs	153
Report Summary	153
Overall Measurement.....	153
Beam Details.....	154
ISO Diagrams	155
Chromaticity.....	156
TM-30 Details	157
Standard Optics - 2800K-AC.....	158
Report Summary	158
Overall Measurement.....	158
Beam Details.....	159
ISO Diagrams	160

Chromaticity.....	161
TM-30 Details	162
Standard Optics - 3200K-5hrs	163
Report Summary	163
Overall Measurement.....	163
Beam Details.....	164
ISO Diagrams	165
Chromaticity.....	166
TM-30 Details	167
Standard Optics - 3200K-AC.....	168
Report Summary	168
Overall Measurement.....	168
Beam Details.....	169
ISO Diagrams	170
Chromaticity.....	171
TM-30 Details	172
Standard Optics - 4000K-5hrs	173
Report Summary	173
Overall Measurement.....	173
Beam Details.....	174
ISO Diagrams	175
Chromaticity.....	176
TM-30 Details	177
Standard Optics - 4000K-AC.....	178
Report Summary	178
Overall Measurement.....	178
Beam Details.....	179
ISO Diagrams	180
Chromaticity.....	181
TM-30 Details	182
Standard Optics - 5600K-5hrs	183
Report Summary	183
Overall Measurement.....	183
Beam Details.....	184
ISO Diagrams	185
Chromaticity.....	186
TM-30 Details	187
Standard Optics - 5600K-AC.....	188

Report Summary	188
Overall Measurement.....	188
Beam Details.....	189
ISO Diagrams	190
Chromaticity.....	191
TM-30 Details	192
Contact_Us	193

Testing Process

Total Illuminance Measurements

Illuminance is measured using the Viso Systems LabSpion[®], which takes multiple measurements across a light beam to calculate the total delivered lumens, beam, and field of a product. These values can be described as the empirical output of the product as it projects from the lens or lenses. All photometric data contained in this report are obtained from the actual illuminance of the tested Chauvet light source and are never theoretical values derived from calculations.

Testing Lab Equipment and Process

The Chauvet headquarters in Davie, Florida has a climate- and light-controlled photometric testing laboratory where Chauvet products are analyzed and photometric data are measured using the Viso Systems LabSpion[®] light measurement solution.

This system includes a spectrometer sensor, which measures the precise light and color output of the fixture, and a two-axis goniometer, which rotates the product to allow for multi-angle and multi-directional measurement. The Viso Light Inspector software then collects and summarizes the data. From the data gathered, the software can also measure the beam and field angles, accurate color temperature, color quality, and illuminance at multiple distances. The custom-built, Chauvet-specific template presents this information in the photometric and chromaticity reports that follow.

IES (Illuminating Engineering Society) files, an industry-standard file format, are also generated from each test for easy distribution of photometric data.

Several light meters are also used for specific products or to recheck for precision. Accuracy is verified using one or more of the devices listed below:

- Sekonic SpectroMaster C-700-U
- EXTECH HD450 Datalogging Heavy Duty Light Meter
- Asensetek Essence Lighting Passport

To ensure accurate measurements in every photometric or chromaticity test, Chauvet routinely calibrates the LabSpion[®] system every six months as recommended by Viso Systems.

WELL BATTEN 14

WIRELESS EVENT LED LUMINAIRE

Photometrics & Chromaticity Reports

Photometric & Chromaticity Report

Well Batten 14: Standard Optics - Full Power-5hrs

Report Summary

Measurements

Fixture Output: 2319 lm
Fixture Peak: 15790 cd
Fixture Efficacy: n/a lm/W
Intensity @ 5m: 631 lux
Color Temperature: 6276 K
CRI: 85.0 CRI R9 Value: 48.7
CQS: 90.0
TLCI: 75
TM-30 Rf: 87.5
TM-30 Rg: 110.8
Beam Angle (50%): 16.1°
Field Angle (10%): 33.9°
Cutoff Angle (3%): 61.3°

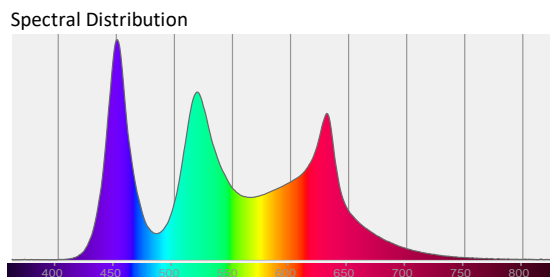
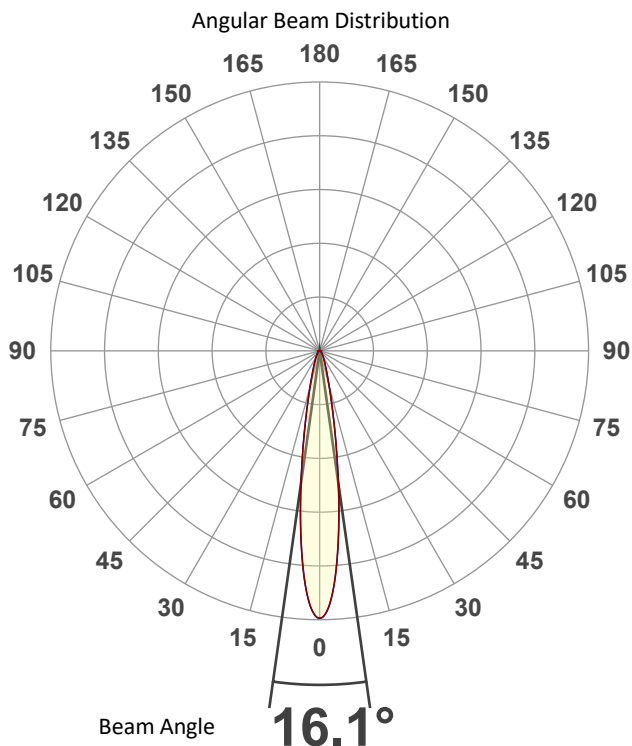


Conditions

AC Supply: 120 V, 60.1 Hz
Power: 0.0 W
Current: 0.000 A
Power Factor: n/a

This data sheet conforms to American National Standard E1.9 – 2007 (R2017). All data was measured and calculated by a Viso Systems LabSpion Goniometer at the Chauvet PD Optics Laboratory in Davie, FL on 1/8/2025 to LM-63-2002 Standards.


Overall Measurement



Tested Color (CIE 1931):

X: 0.317

Y: 0.330



Light Quality

CRI: 85.0

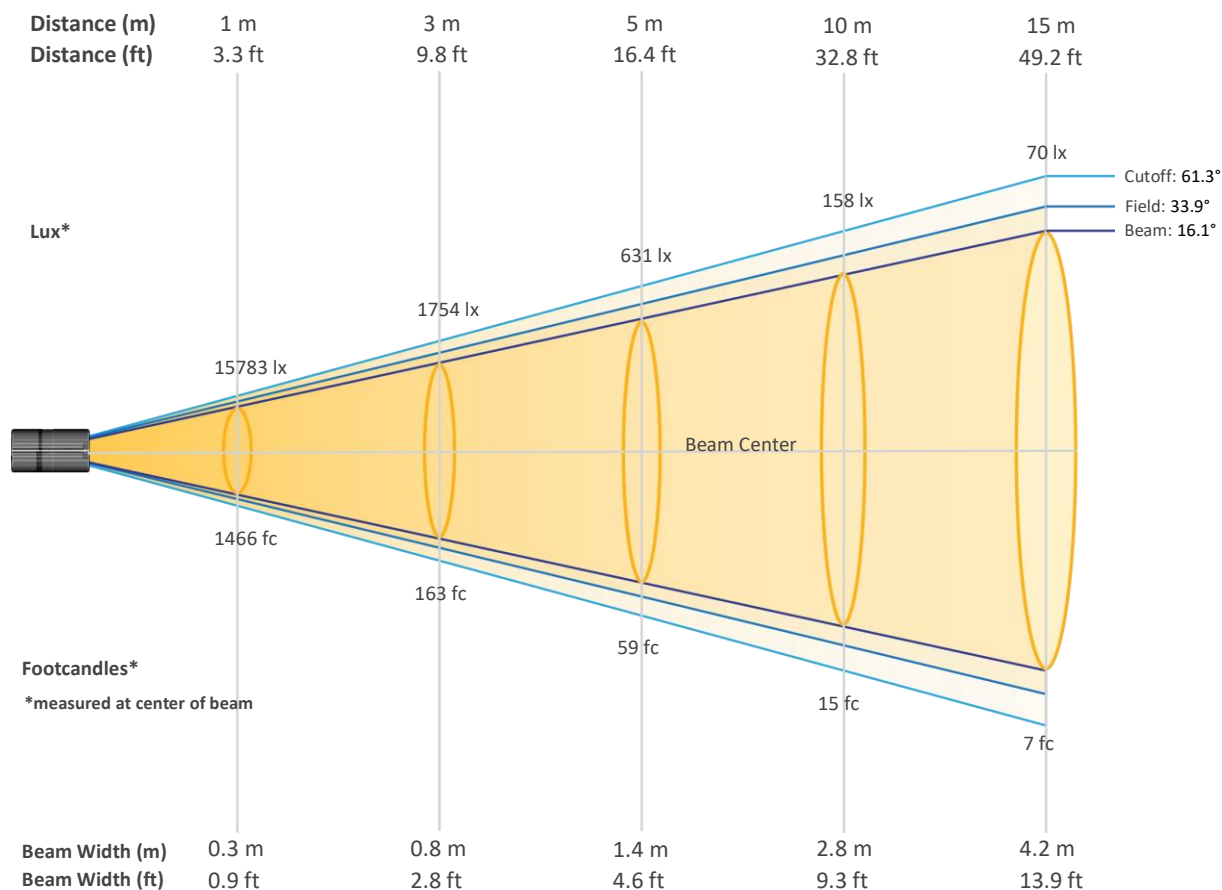
Color Temperature

6276 K

Photometric & Chromaticity Report

Well Batten 14: Standard Optics - Full Power-5hrs

Beam Details

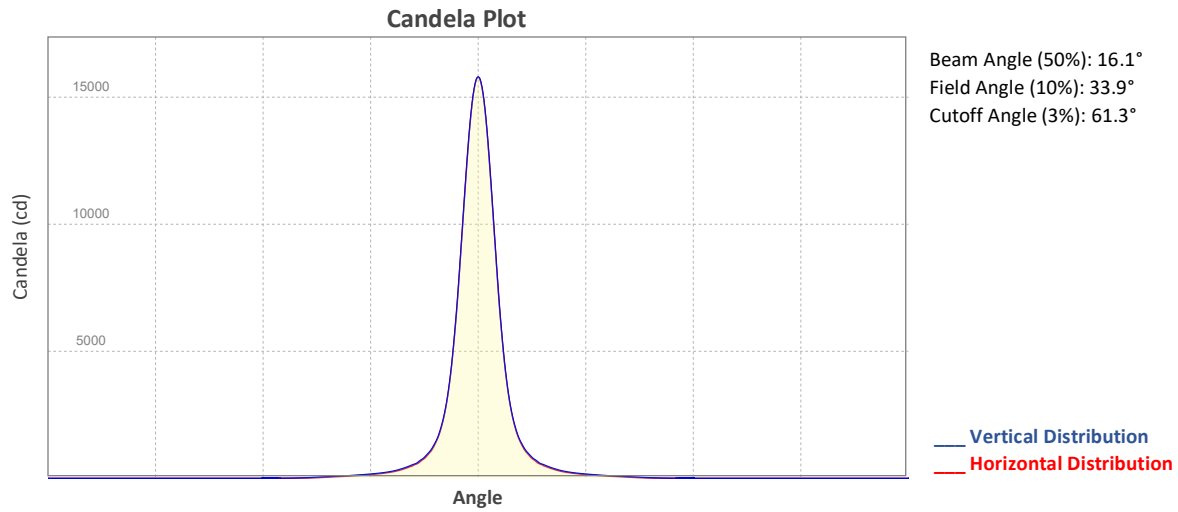


Beam Intensities from 1-20m (3.3-65.6ft)

Distance	1m	2m	3m	4m	5m	6m	7m	8m	9m	10m
Lux	15783	3946	1754	986	631	438	322	247	195	158
Distance	11m	12m	13m	14m	15m	16m	17m	18m	19m	20m
Lux	130	110	93	81	70	62	55	49	44	39
Distance	3.3ft	6.6ft	9.8ft	13.1ft	16.4ft	19.7ft	23ft	26.2ft	29.5ft	32.8ft
FC	1466	367	163	92	59	41	30	23	18	15
Distance	36.1ft	39.4ft	42.7ft	45.9ft	49.2ft	52.5ft	55.8ft	59.1ft	62.3ft	65.6ft
FC	12	10	9	7	7	6	5	5	4	4

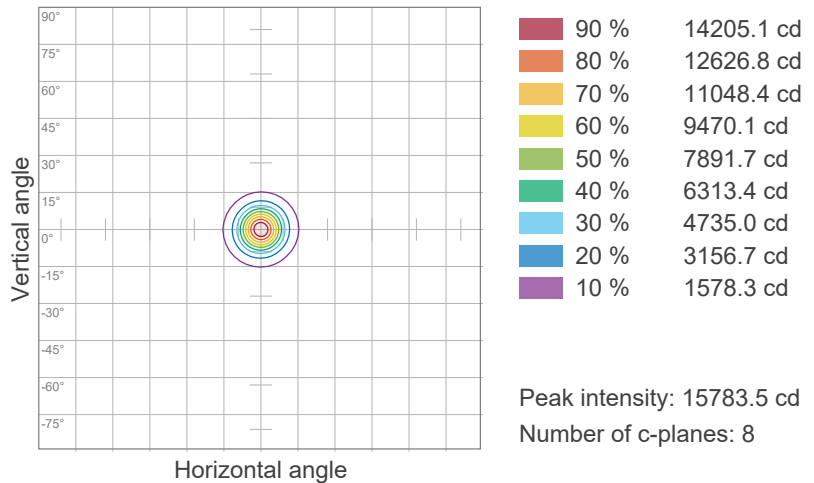
Photometric & Chromaticity Report

Well Batten 14: Standard Optics - Full Power-5hrs

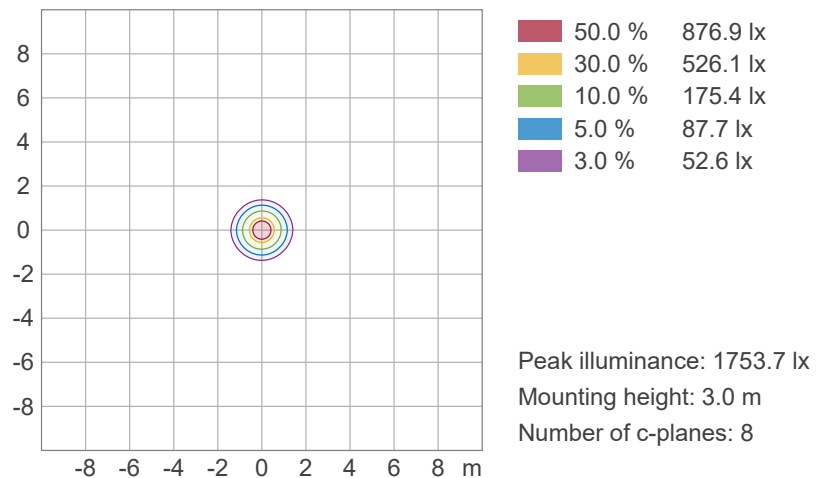


ISO Diagrams

ISO Candela Diagram



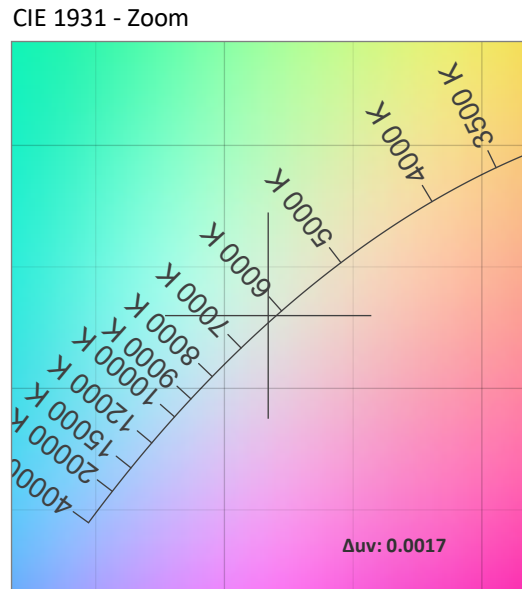
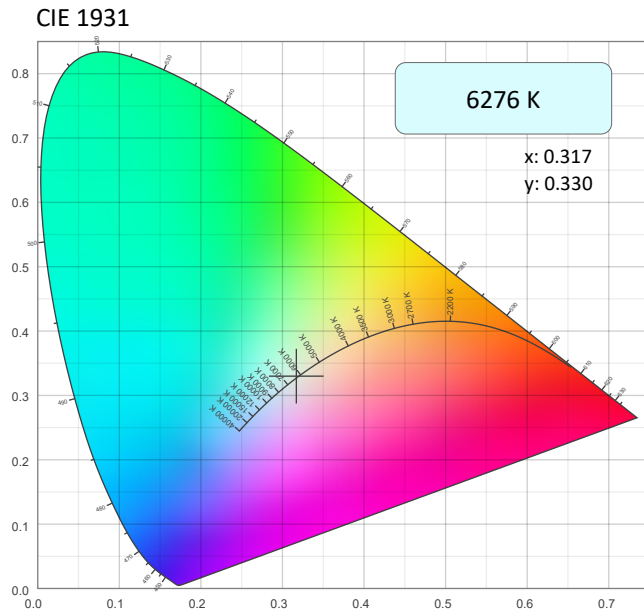
ISO Lux Diagram



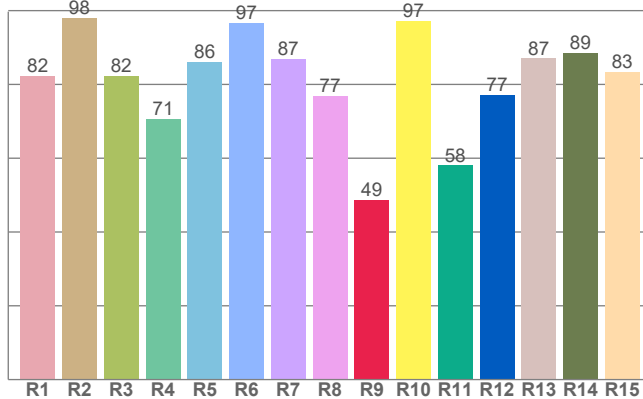
Photometric & Chromaticity Report

Well Batten 14: Standard Optics - Full Power-5hrs

Chromaticity



CRI: 85.0 (R1-R8)

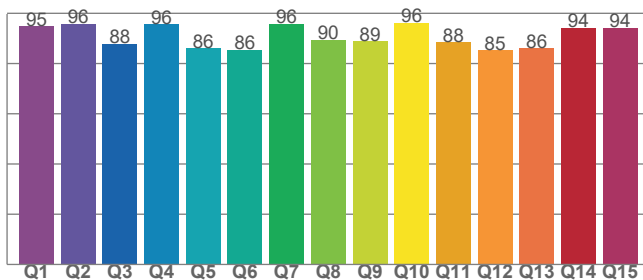


Color Parameters

Color Temperature	Color Coordinate CIE 1931	Color Coordinate CIE 1931
CCT	x	y
6276 K	0.317	0.330

Color Deviation from Black Body Curve	Color Coordinate CIE 1964	Color Coordinate CIE 1964
Δuv	y	u
0.0017	0.330	0.200

CQS: 90.0



Color Rendering Index	Red Component	Color Quality Scale
CRI	CRI - R9	CQS
85.0	48.7	90.0

Television Lighting Consistency Index	Color Fidelity	Color Gamut
TLCI	TM30 - Rf	TM30 Rg
75	87.5	110.8

Photometric & Chromaticity Report

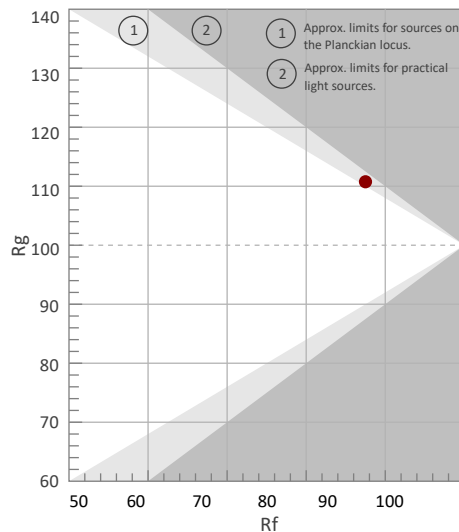
Well Batten 14: Standard Optics - Full Power-5hrs

TM-30 Details

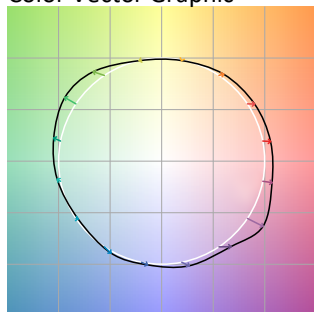
Rf 87.5
Fidelity Index
(Rg)

Rg 110.8
Gammut Index (Rg)

Graphic shifts (%)			
Hue Bin	R _f	Chroma	Hue
1	85	7%	-2%
2	88	6%	-4%
3	89	4%	-3%
4	94	-1%	0%
5	90	0%	2%
6	84	9%	7%
7	81	12%	1%
8	86	7%	-2%
9	91	3%	-3%
10	92	-1%	2%
11	86	1%	9%
12	91	1%	6%
13	91	5%	6%
14	81	6%	10%
15	81	17%	2%
16	84	9%	0%



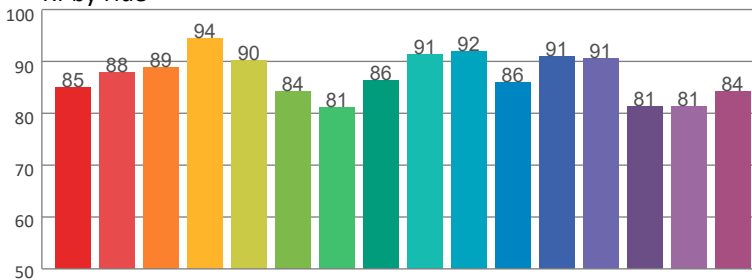
Color Vector Graphic



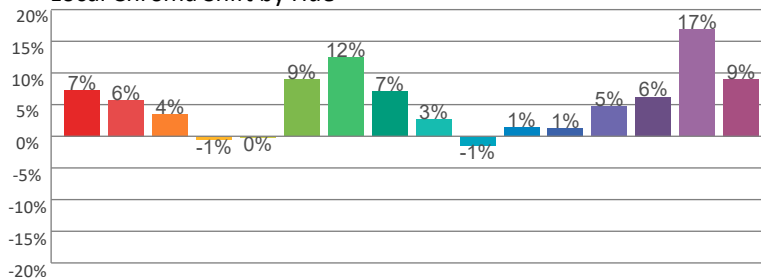
Color Distortion Graphic



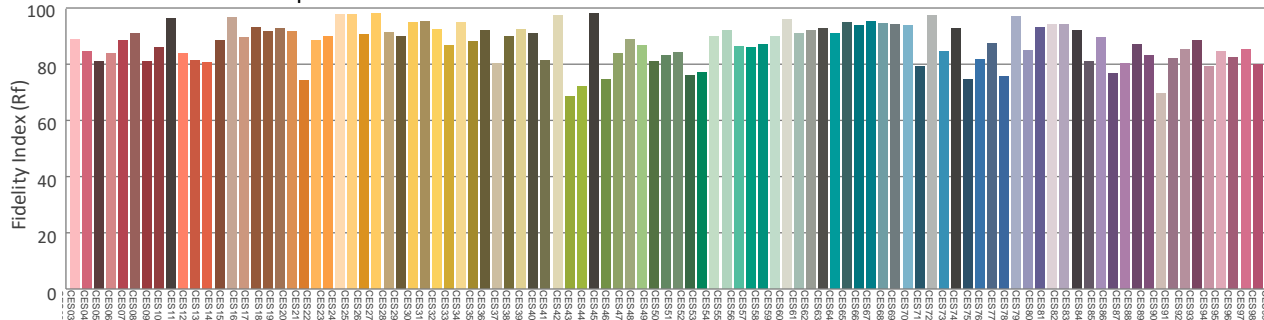
Rf by Hue



Local Chroma Shift by Hue



Color Evaluation Sample



Photometric & Chromaticity Report

Well Batten 14: Standard Optics - Full Power-8hrs

Report Summary

Measurements

Fixture Output: 1437 lm
Fixture Peak: 9807 cd
Fixture Efficacy: n/a lm/W
Intensity @ 5m: 392 lux
Color Temperature: 6230 K
CRI: 85.0 CRI R9 Value: 49.9
CQS: 89.9
TLCI: 74
TM-30 Rf: 87.5
TM-30 Rg: 110.8
Beam Angle (50%): 16°
Field Angle (10%): 33.8°
Cutoff Angle (3%): 61.1°

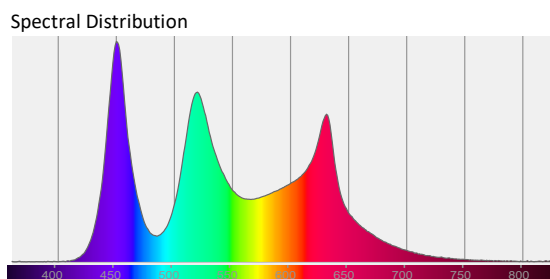
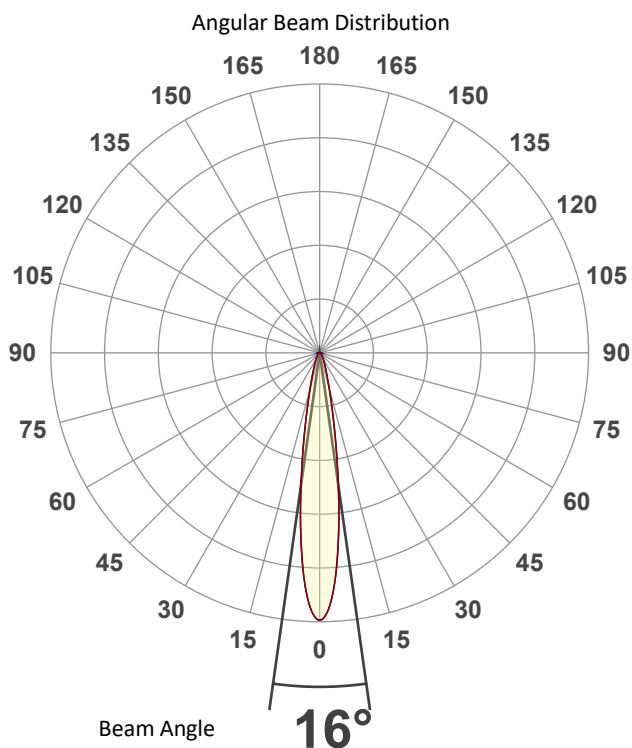


Conditions

AC Supply: 120 V, 60 Hz
Power: 0.0 W
Current: 0.000 A
Power Factor: n/a

This data sheet conforms to American National Standard E1.9 – 2007 (R2017). All data was measured and calculated by a Viso Systems LabSpion Goniometer at the Chauvet PD Optics Laboratory in Davie, FL on 1/8/2025 to LM-63-2002 Standards.


Overall Measurement



Tested Color (CIE 1931):

X: 0.318

Y: 0.331



Light Quality

CRI: 85.0

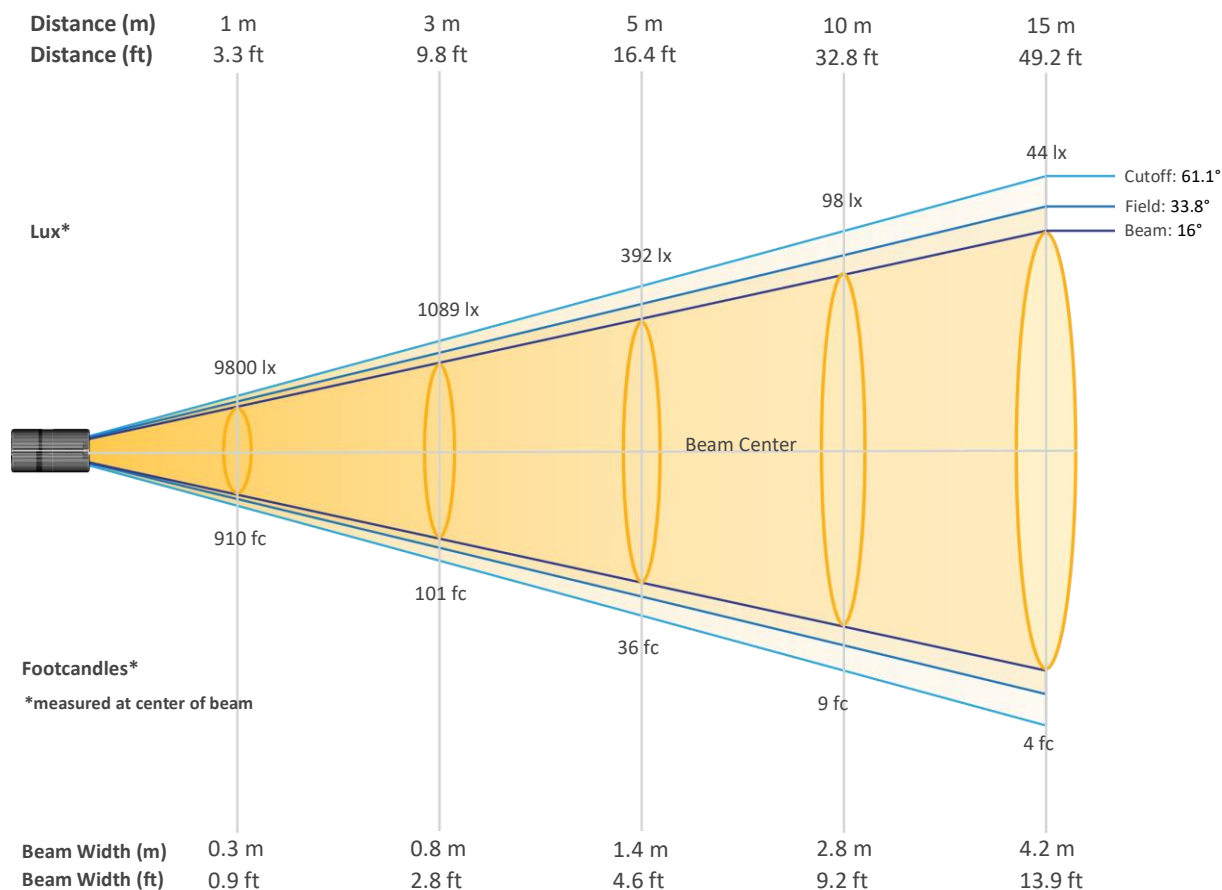
Color Temperature

6230 K

Photometric & Chromaticity Report

Well Batten 14: Standard Optics - Full Power-8hrs

Beam Details

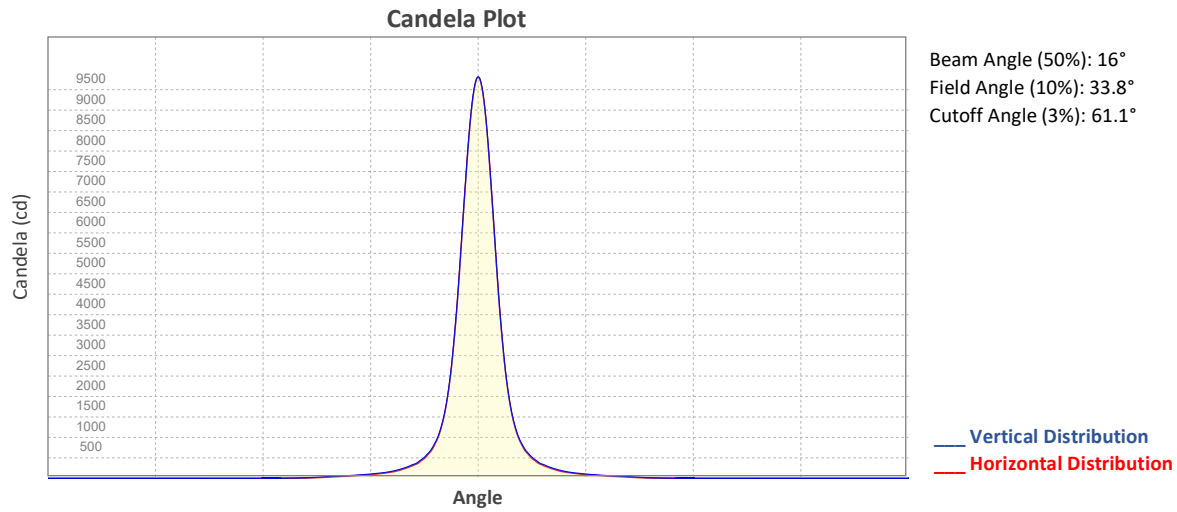


Beam Intensities from 1-20m (3.3-65.6ft)

Distance	1m	2m	3m	4m	5m	6m	7m	8m	9m	10m
Lux	9800	2450	1089	613	392	272	200	153	121	98
Distance	11m	12m	13m	14m	15m	16m	17m	18m	19m	20m
Lux	81	68	58	50	44	38	34	30	27	25
Distance	3.3ft	6.6ft	9.8ft	13.1ft	16.4ft	19.7ft	23ft	26.2ft	29.5ft	32.8ft
FC	910	228	101	57	36	25	19	14	11	9
Distance	36.1ft	39.4ft	42.7ft	45.9ft	49.2ft	52.5ft	55.8ft	59.1ft	62.3ft	65.6ft
FC	8	6	5	5	4	4	3	3	3	2

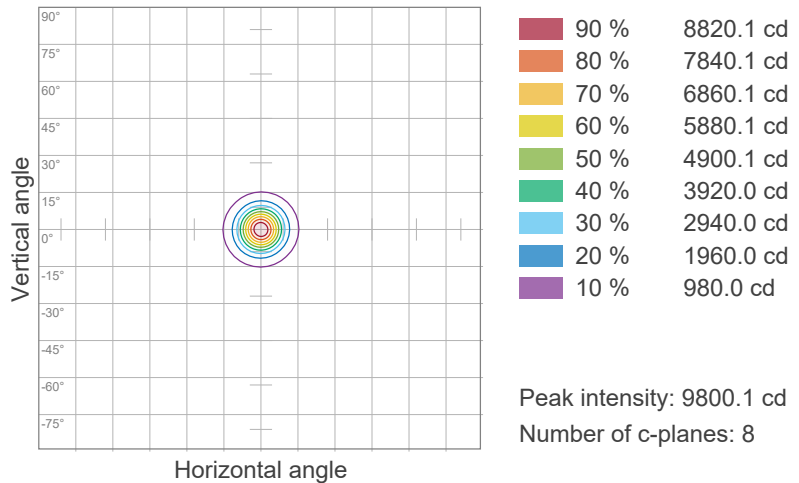
Photometric & Chromaticity Report

Well Batten 14: Standard Optics - Full Power-8hrs

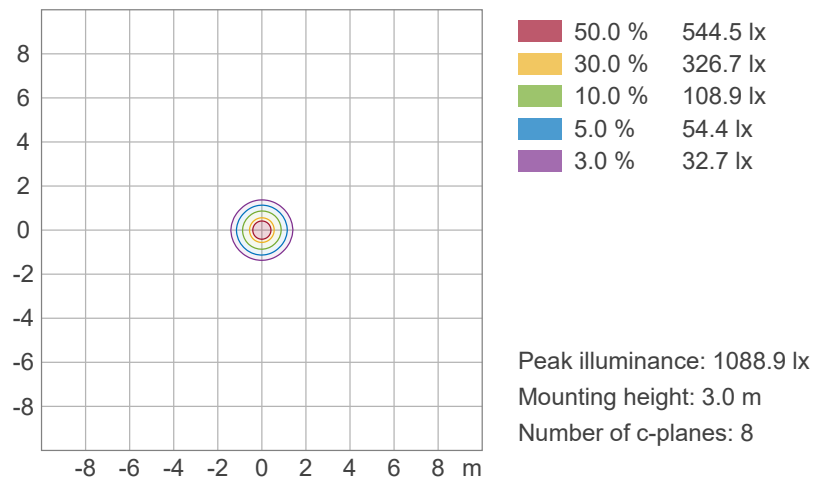


ISO Diagrams

ISO Candela Diagram



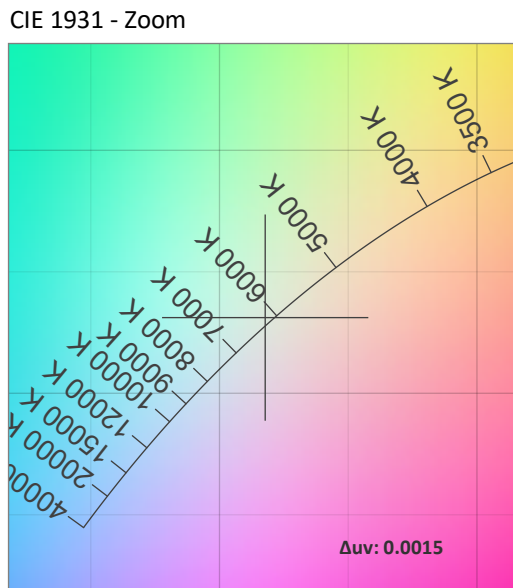
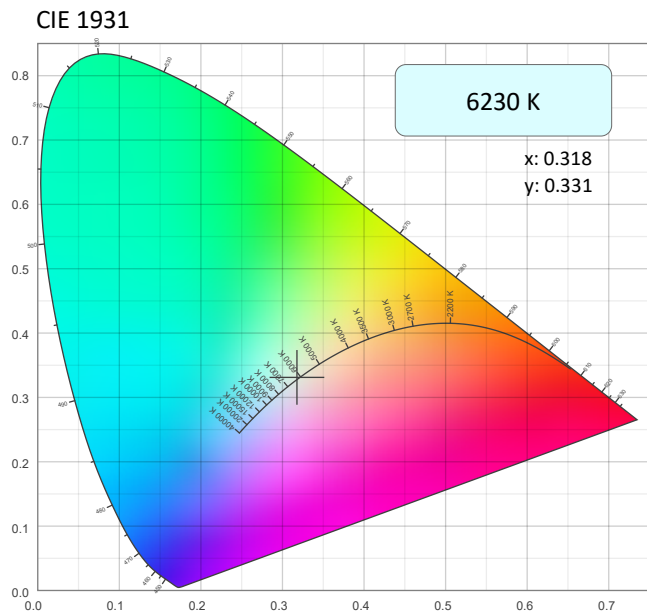
ISO Lux Diagram



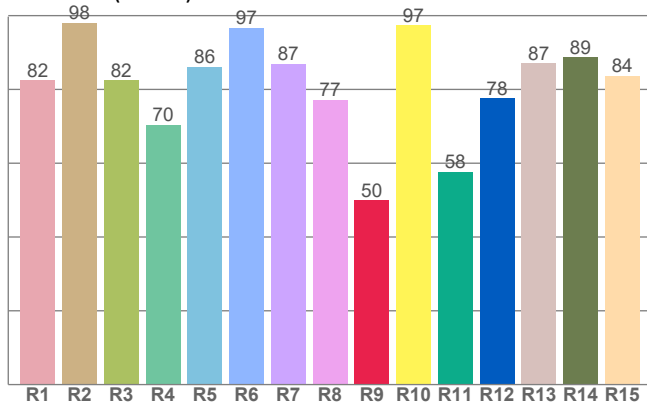
Photometric & Chromaticity Report

Well Batten 14: Standard Optics - Full Power-8hrs

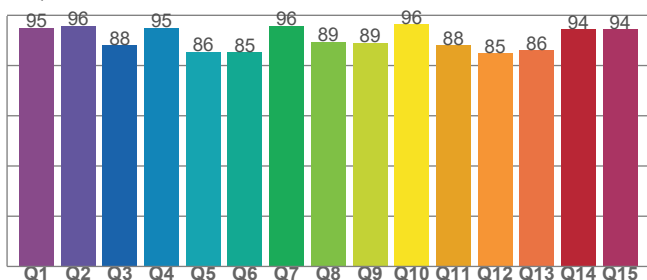
Chromaticity



CRI: 85.0 (R1-R8)



CQS: 89.9



Color Parameters

Color Temperature	Color Coordinate CIE 1931	Color Coordinate CIE 1931
CCT	x	y
6230 K	0.318	0.331

Color Deviation from Black Body Curve	Color Coordinate CIE 1964	Color Coordinate CIE 1964
Δuv	y	u
0.0015	0.331	0.201

Color Rendering Index	Red Component	Color Quality Scale
CRI	CRI - R9	CQS
85.0	49.9	89.9

Television Lighting Consistency Index	Color Fidelity	Color Gamut
TLCI	TM30 - Rf	TM30 Rg
74	87.5	110.8

Photometric & Chromaticity Report

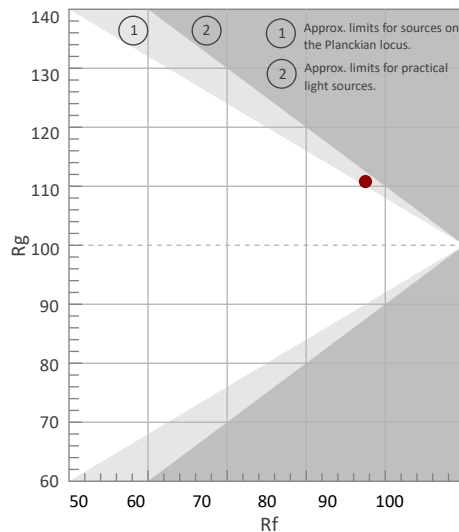
Well Batten 14: Standard Optics - Full Power-8hrs

TM-30 Details

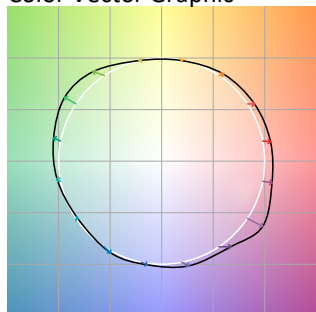
Rf 87.5
Fidelity Index (Rg)

Rg 110.8
Gammut Index (Rg)

Graphic shifts (%)			
Hue Bin	R _f	Chroma	Hue
1	85	7%	-2%
2	88	6%	-4%
3	89	4%	-3%
4	94	-1%	0%
5	90	0%	2%
6	84	9%	7%
7	81	13%	1%
8	86	7%	-2%
9	91	3%	-3%
10	92	-1%	1%
11	86	1%	8%
12	91	1%	6%
13	91	5%	6%
14	81	6%	10%
15	82	17%	2%
16	84	9%	0%



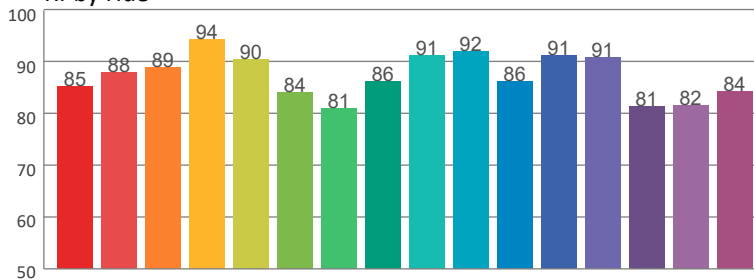
Color Vector Graphic



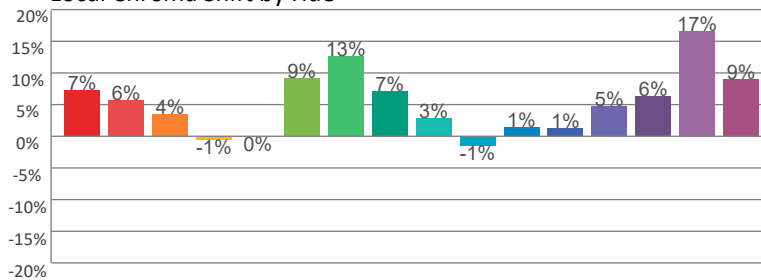
Color Distortion Graphic



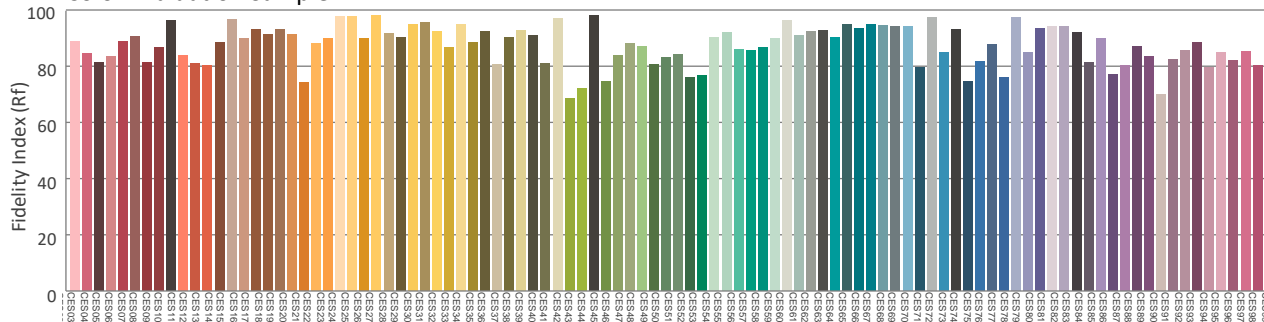
Rf by Hue



Local Chroma Shift by Hue



Color Evaluation Sample



Photometric & Chromaticity Report

Well Batten 14: Standard Optics - Full Power-12hrs

Report Summary

Measurements

Fixture Output: 890 lm
Fixture Peak: 6084 cd
Fixture Efficacy: n/a lm/W
Intensity @ 5m: 243 lux
Color Temperature: 6195 K
CRI: 85.2 CRI R9 Value: 51.9
CQS: 89.8
TLCI: 73
TM-30 Rf: 87.6
TM-30 Rg: 110.7
Beam Angle (50%): 16.1°
Field Angle (10%): 33.9°
Cutoff Angle (3%): 61.1°

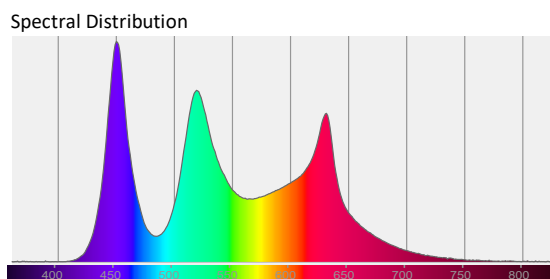
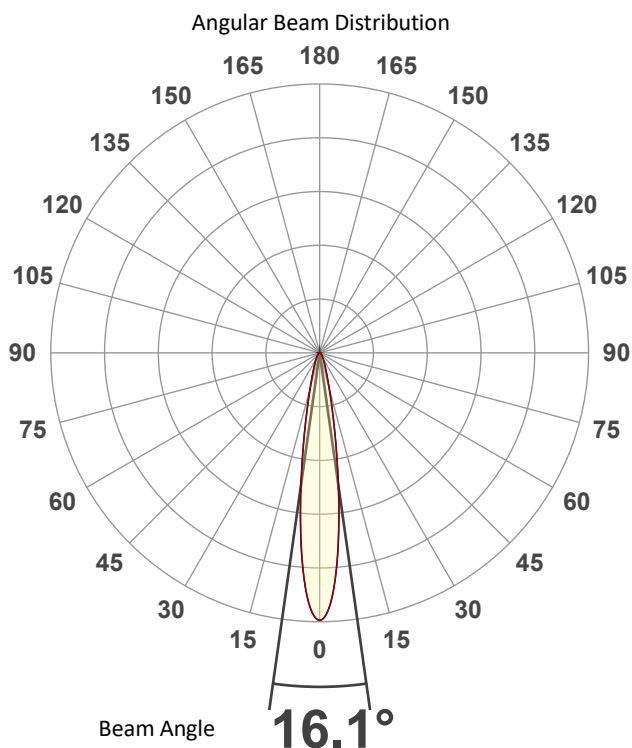


Conditions

AC Supply: 120 V, 60 Hz
Power: 0.0 W
Current: 0.000 A
Power Factor: n/a

This data sheet conforms to American National Standard E1.9 – 2007 (R2017). All data was measured and calculated by a Viso Systems LabSpion Goniometer at the Chauvet PD Optics Laboratory in Davie, FL on 1/8/2025 to LM-63-2002 Standards.


Overall Measurement



Tested Color (CIE 1931):

X: 0.318

Y: 0.332



Light Quality

CRI: 85.2

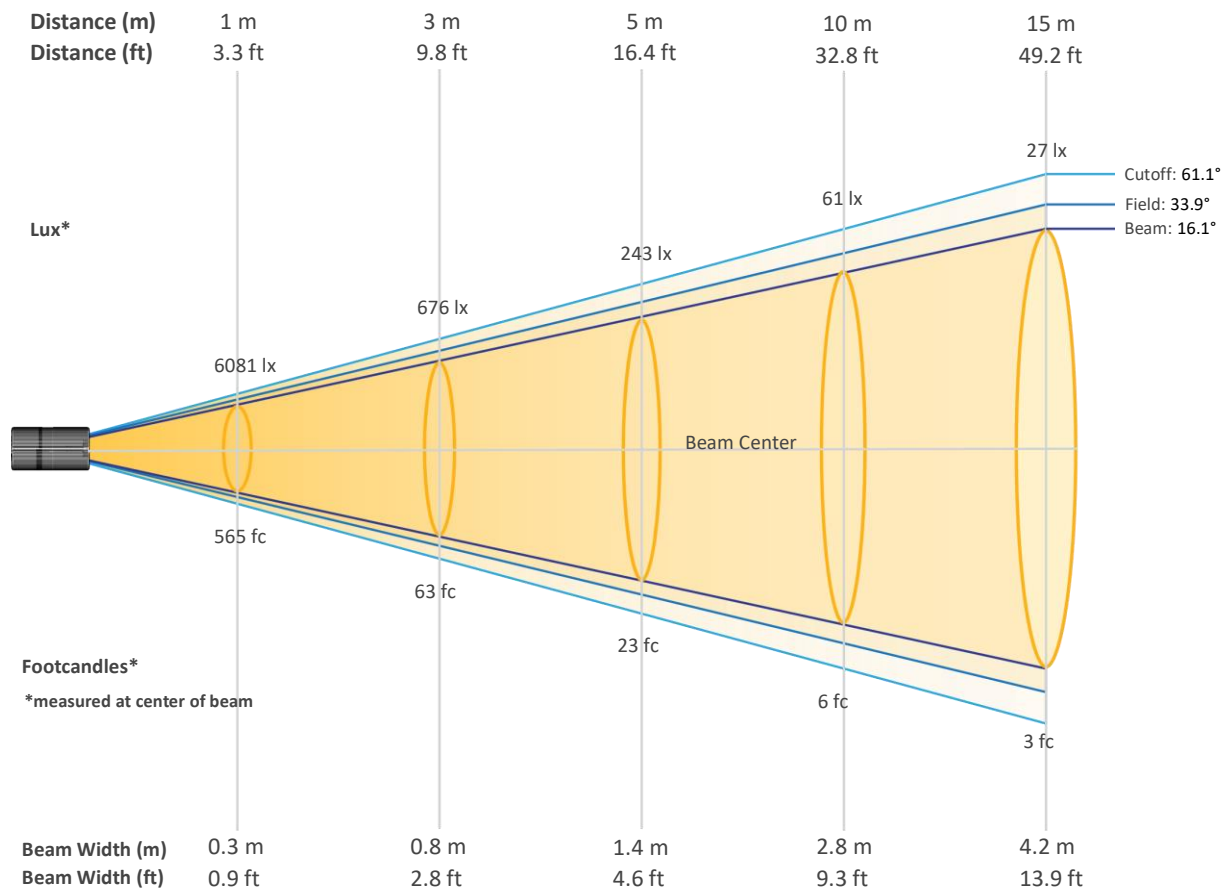
Color Temperature

6195 K

Photometric & Chromaticity Report

Well Batten 14: Standard Optics - Full Power-12hrs

Beam Details

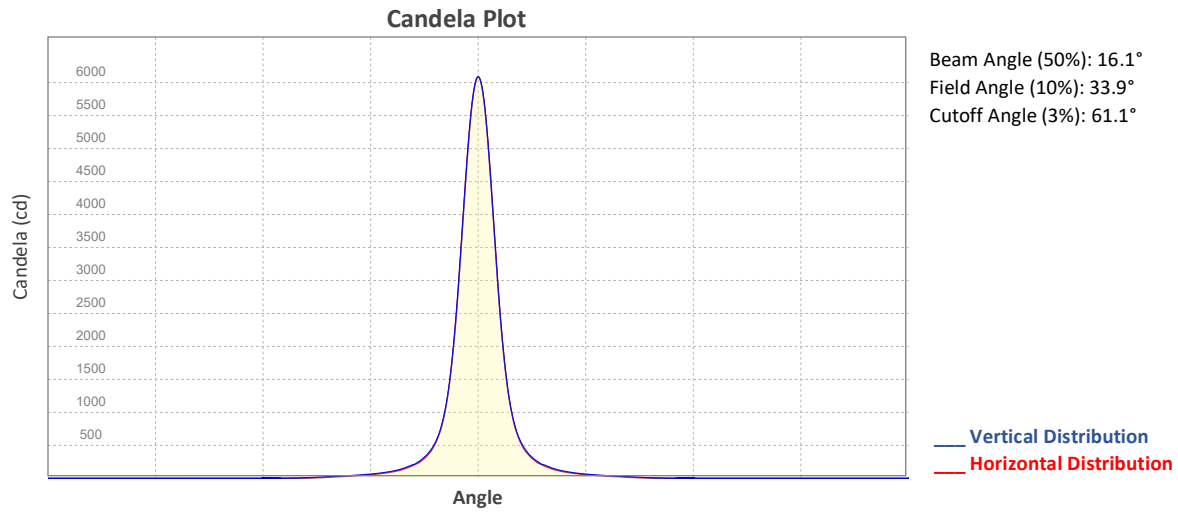


Beam Intensities from 1-20m (3.3-65.6ft)

Distance	1m	2m	3m	4m	5m	6m	7m	8m	9m	10m
Lux	6081	1520	676	380	243	169	124	95	75	61
Distance	11m	12m	13m	14m	15m	16m	17m	18m	19m	20m
Lux	50	42	36	31	27	24	21	19	17	15
Distance	3.3ft	6.6ft	9.8ft	13.1ft	16.4ft	19.7ft	23ft	26.2ft	29.5ft	32.8ft
FC	565	141	63	35	23	16	12	9	7	6
Distance	36.1ft	39.4ft	42.7ft	45.9ft	49.2ft	52.5ft	55.8ft	59.1ft	62.3ft	65.6ft
FC	5	4	3	3	3	2	2	2	2	1

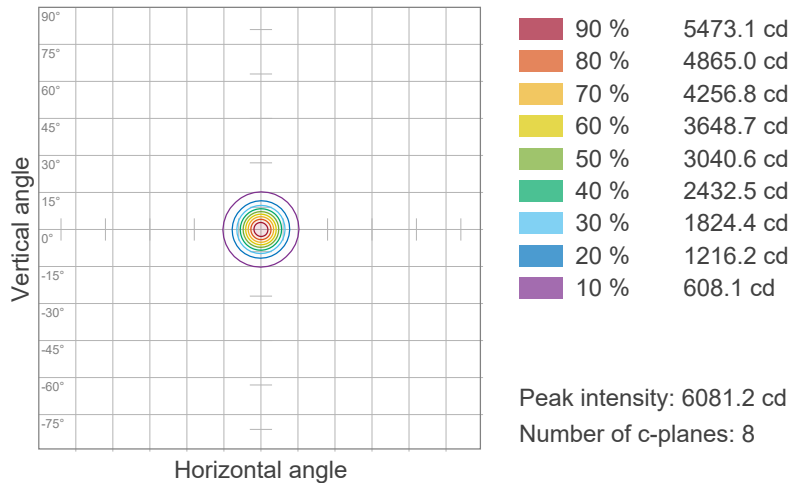
Photometric & Chromaticity Report

Well Batten 14: Standard Optics - Full Power-12hrs

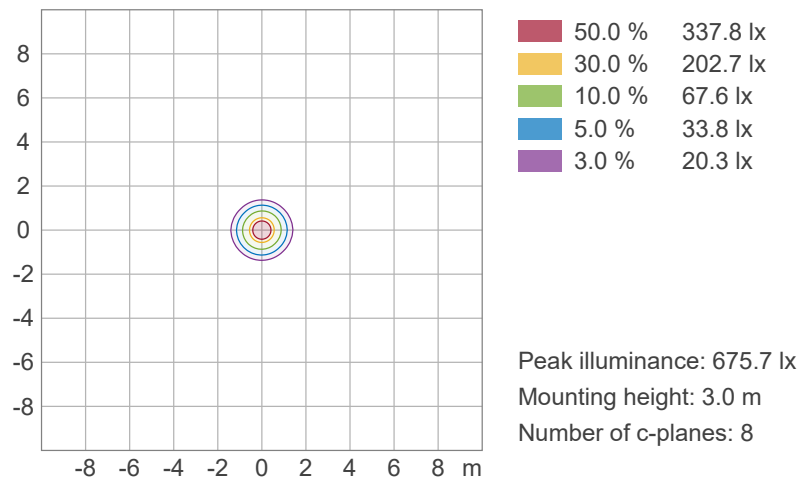


ISO Diagrams

ISO Candela Diagram



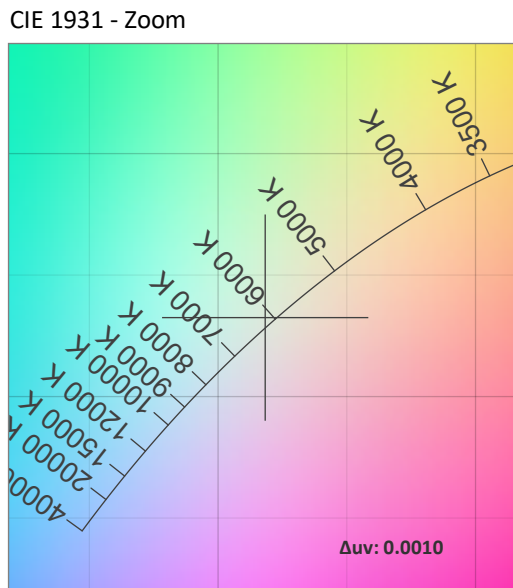
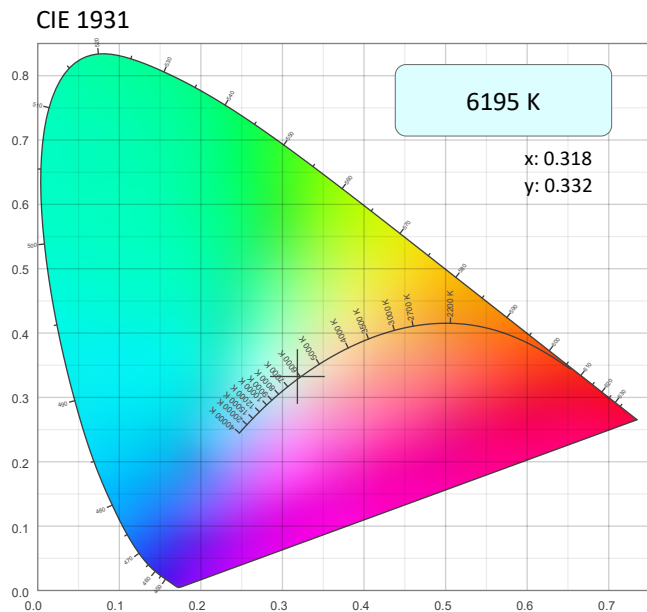
ISO Lux Diagram



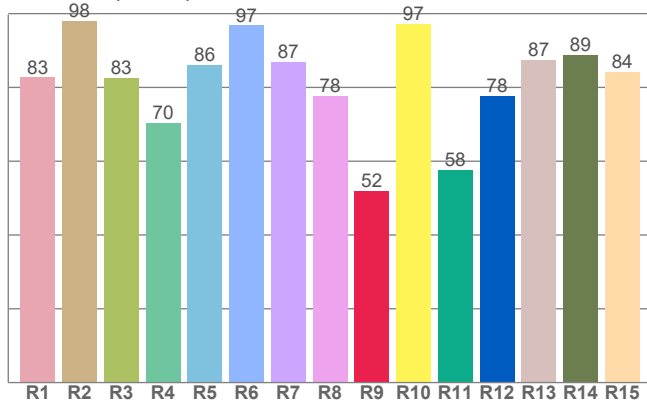
Photometric & Chromaticity Report

Well Batten 14: Standard Optics - Full Power-12hrs

Chromaticity



CRI: 85.2 (R1-R8)

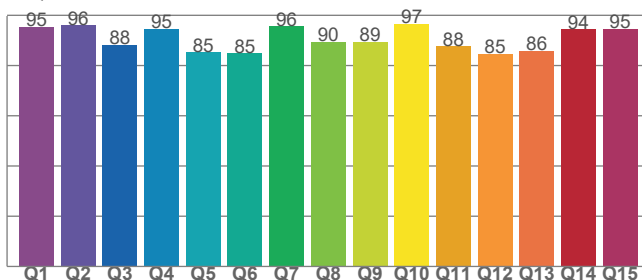


Color Parameters

Color Temperature	Color Coordinate CIE 1931	Color Coordinate CIE 1931
CCT	x	y
6195 K	0.318	0.332

Color Deviation from Black Body Curve	Color Coordinate CIE 1964	Color Coordinate CIE 1964
Δuv	y	u
0.0010	0.332	0.200

CQS: 89.8



Color Rendering Index	Red Component	Color Quality Scale
CRI	CRI - R9	CQS
85.2	51.9	89.8

Television Lighting Consistency Index	Color Fidelity	Color Gamut
TLCI	TM30 - Rf	TM30 Rg
73	87.6	110.7

Photometric & Chromaticity Report

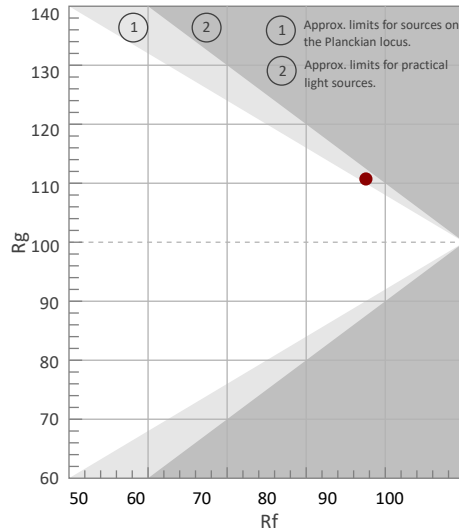
Well Batten 14: Standard Optics - Full Power-12hrs

TM-30 Details

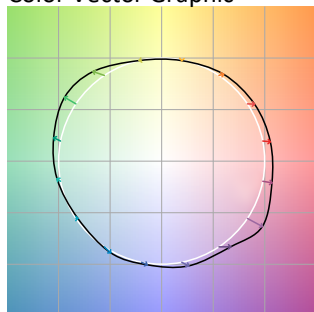
Rf 87.6
Fidelity Index (Rg)

Rg 110.7
Gammut Index (Rg)

Graphic shifts (%)			
Hue Bin	R _f	Chroma	Hue
1	85	7%	-2%
2	88	6%	-4%
3	89	3%	-3%
4	94	-1%	0%
5	90	0%	2%
6	84	9%	7%
7	81	13%	1%
8	86	7%	-2%
9	91	3%	-3%
10	92	-2%	1%
11	86	1%	8%
12	91	1%	6%
13	91	5%	6%
14	82	6%	10%
15	82	16%	2%
16	84	9%	0%



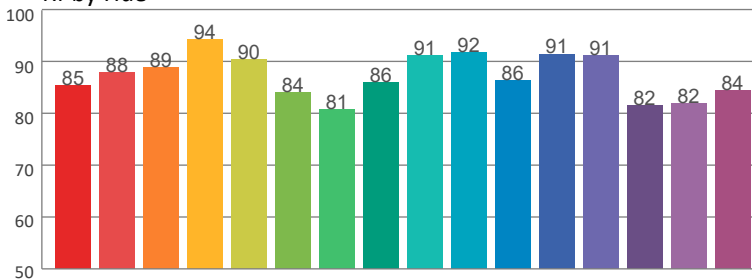
Color Vector Graphic



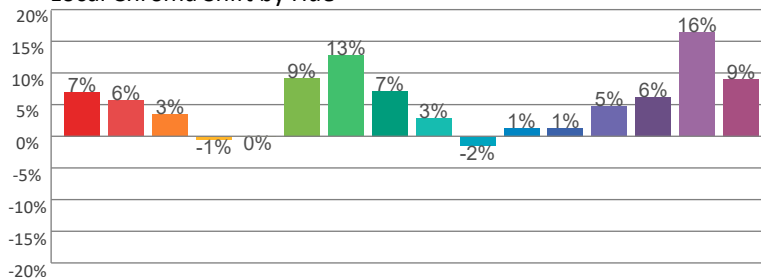
Color Distortion Graphic



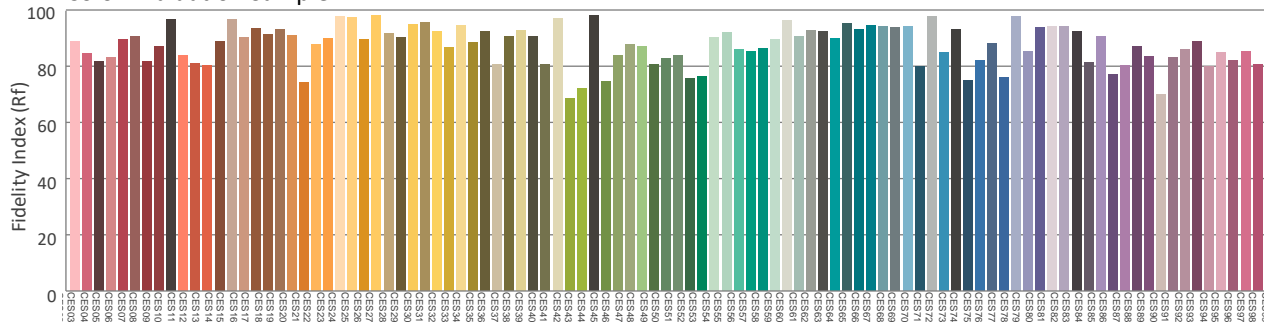
Rf by Hue



Local Chroma Shift by Hue



Color Evaluation Sample



Photometric & Chromaticity Report

Well Batten 14: Standard Optics - Full Power-18hrs

Report Summary

Measurements

Fixture Output: 548 lm
Fixture Peak: 3700 cd
Fixture Efficacy: n/a lm/W
Intensity @ 5m: 148 lux
Color Temperature: 6130 K
CRI: 85.7 CRI R9 Value: 56.0
CQS: 89.8
TLCI: 72
TM-30 Rf: 87.8
TM-30 Rg: 110.5
Beam Angle (50%): 16.1°
Field Angle (10%): 34°
Cutoff Angle (3%): 61.5°

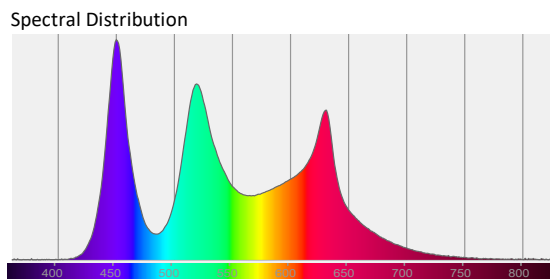
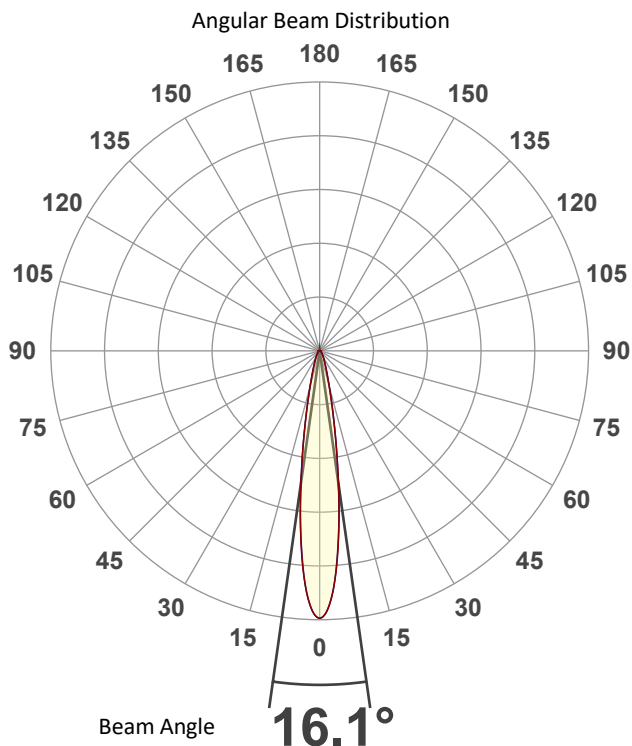


Conditions

AC Supply: 120 V, 60 Hz
Power: 0.0 W
Current: 0.000 A
Power Factor: n/a

This data sheet conforms to American National Standard E1.9 – 2007 (R2017). All data was measured and calculated by a Viso Systems LabSpion Goniometer at the Chauvet PD Optics Laboratory in Davie, FL on 1/8/2025 to LM-63-2002 Standards.

Overall Measurement



Tested Color (CIE 1931):
X: 0.319
Y: 0.335

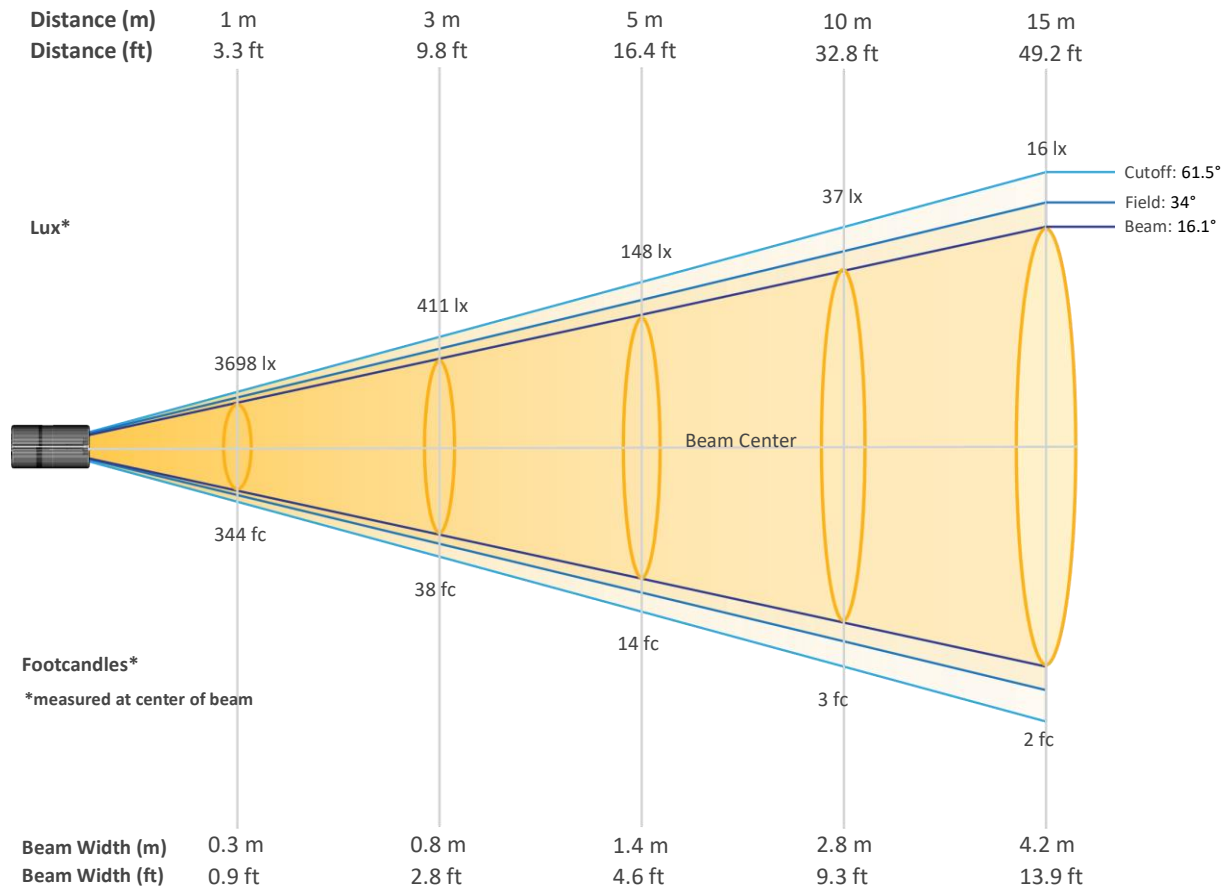
Light Quality
CRI: 85.7

Color Temperature
6130 K

Photometric & Chromaticity Report

Well Batten 14: Standard Optics - Full Power-18hrs

Beam Details

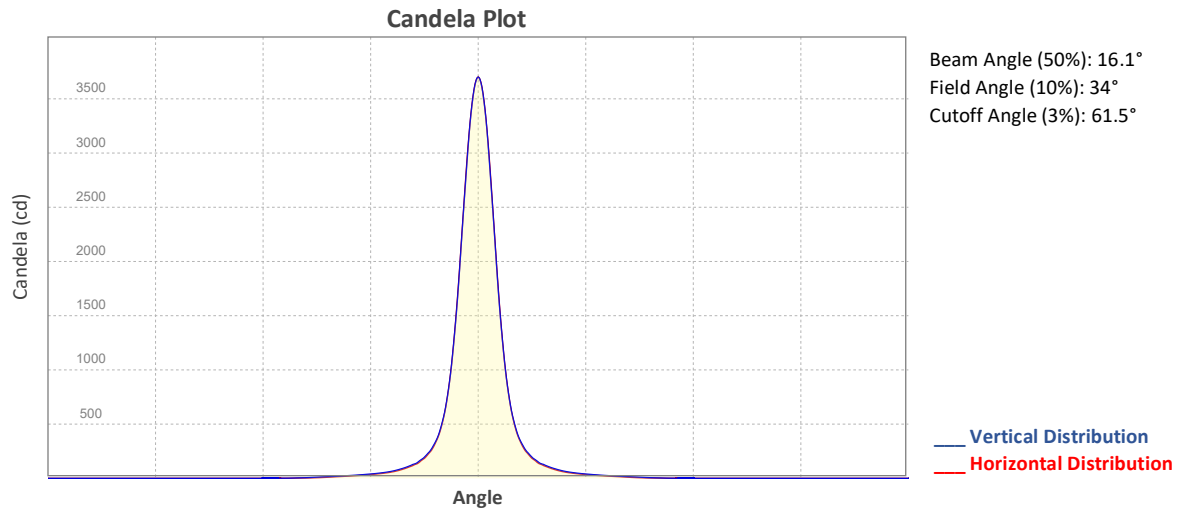


Beam Intensities from 1-20m (3.3-65.6ft)

Distance	1m	2m	3m	4m	5m	6m	7m	8m	9m	10m
Lux	3698	925	411	231	148	103	75	58	46	37
Distance	11m	12m	13m	14m	15m	16m	17m	18m	19m	20m
Lux	31	26	22	19	16	14	13	11	10	9
Distance	3.3ft	6.6ft	9.8ft	13.1ft	16.4ft	19.7ft	23ft	26.2ft	29.5ft	32.8ft
FC	344	86	38	21	14	10	7	5	4	3
Distance	36.1ft	39.4ft	42.7ft	45.9ft	49.2ft	52.5ft	55.8ft	59.1ft	62.3ft	65.6ft
FC	3	2	2	2	2	1	1	1	1	1

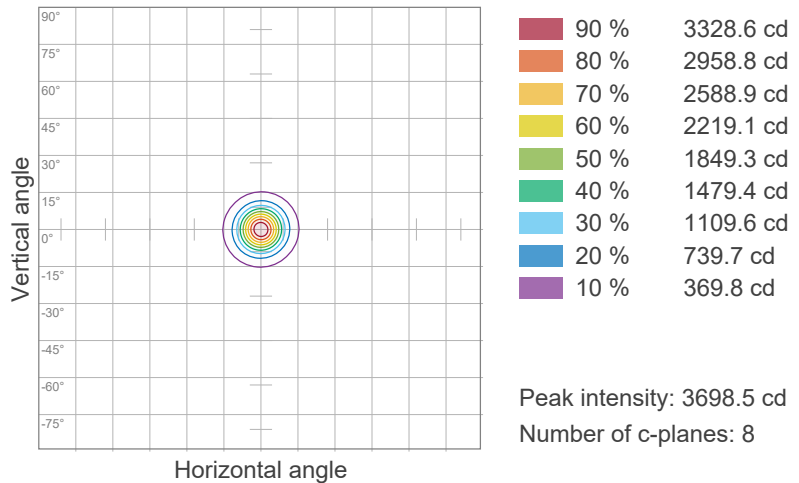
Photometric & Chromaticity Report

Well Batten 14: Standard Optics - Full Power-18hrs

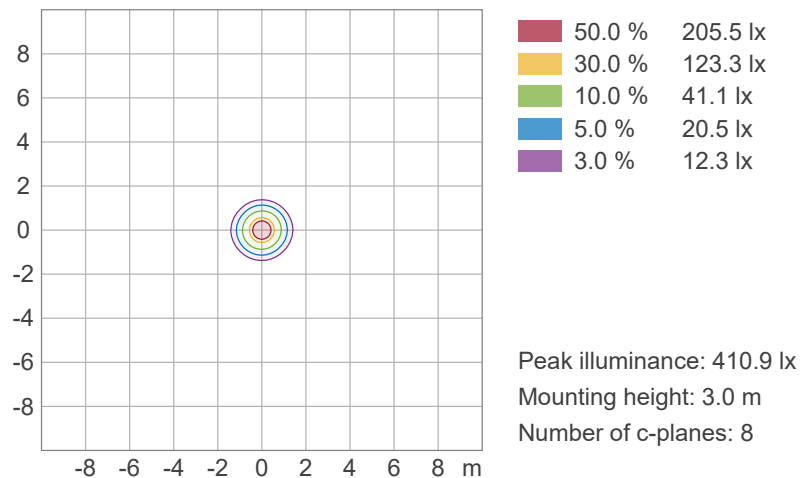


ISO Diagrams

ISO Candela Diagram



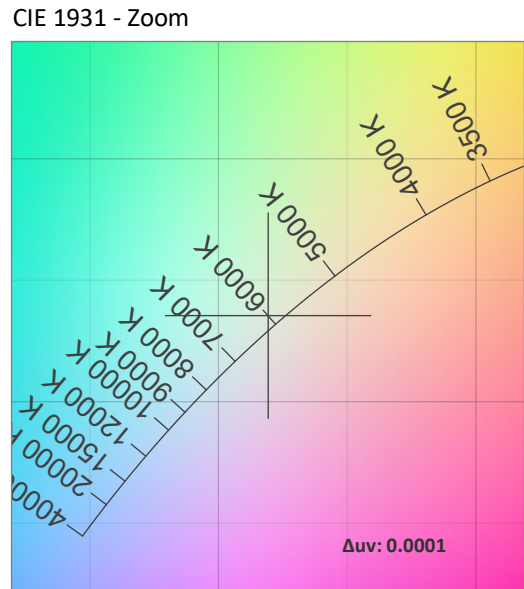
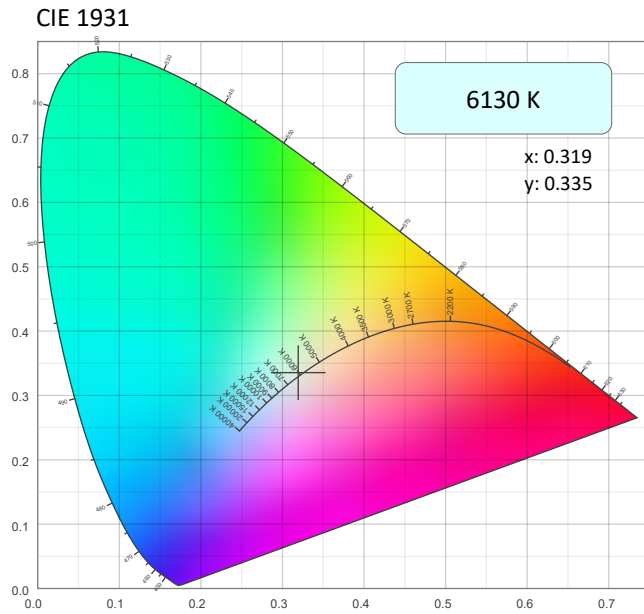
ISO Lux Diagram



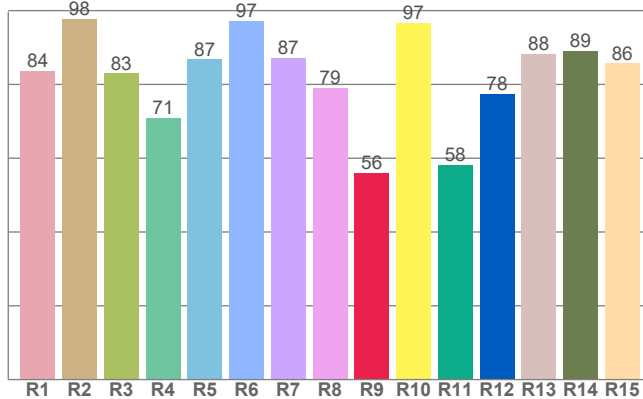
Photometric & Chromaticity Report

Well Batten 14: Standard Optics - Full Power-18hrs

Chromaticity



CRI: 85.7 (R1-R8)

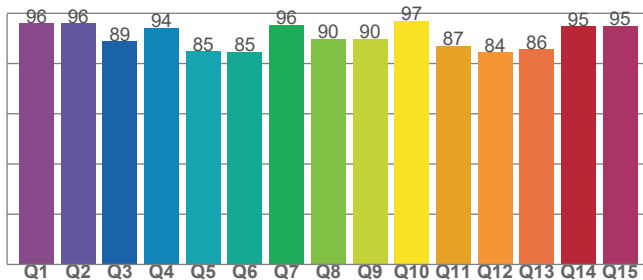


Color Parameters

Color Temperature	Color Coordinate CIE 1931	Color Coordinate CIE 1931
CCT	x	y
6130 K	0.319	0.335

Color Deviation from Black Body Curve	Color Coordinate CIE 1964	Color Coordinate CIE 1964
Δuv	y	u
0.0001	0.335	0.200

CQS: 89.8



Color Rendering Index	Red Component	Color Quality Scale
CRI	CRI - R9	CQS
85.7	56.0	89.8

Television Lighting Consistency Index	Color Fidelity	Color Gamut
TLCI	TM30 - Rf	TM30 Rg
72	87.8	110.5

Photometric & Chromaticity Report

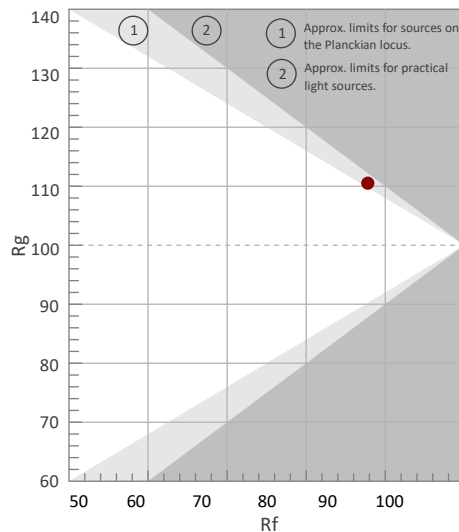
Well Batten 14: Standard Optics - Full Power-18hrs

TM-30 Details

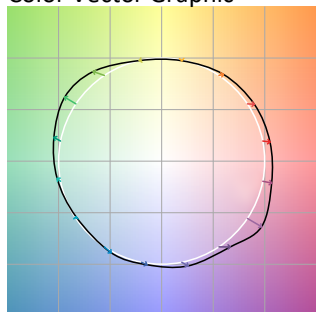
Rf 87.8
Fidelity Index (Rg)

Rg 110.5
Gammut Index (Rg)

Graphic shifts (%)			
Hue Bin	R _f	Chroma	Hue
1	86	7%	-2%
2	88	5%	-4%
3	89	3%	-3%
4	94	-1%	0%
5	91	0%	2%
6	84	9%	7%
7	81	13%	1%
8	86	7%	-2%
9	91	3%	-3%
10	94	-1%	-1%
11	86	1%	9%
12	92	1%	6%
13	92	5%	5%
14	82	6%	9%
15	82	16%	1%
16	85	9%	0%



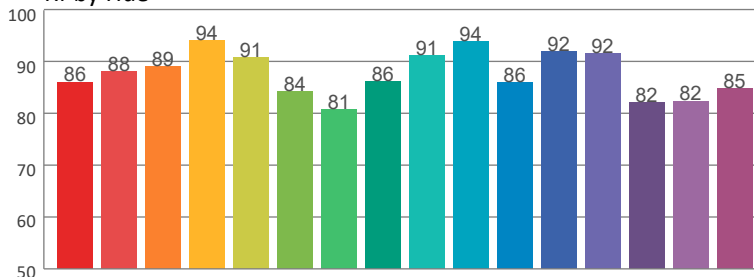
Color Vector Graphic



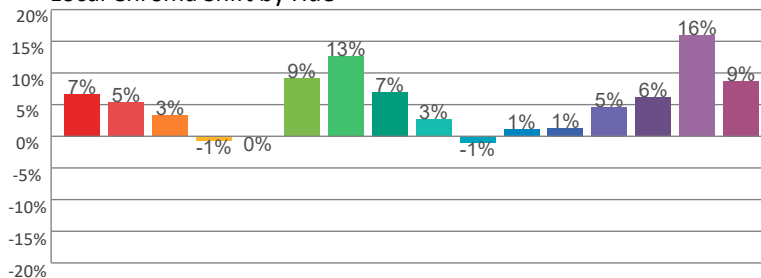
Color Distortion Graphic



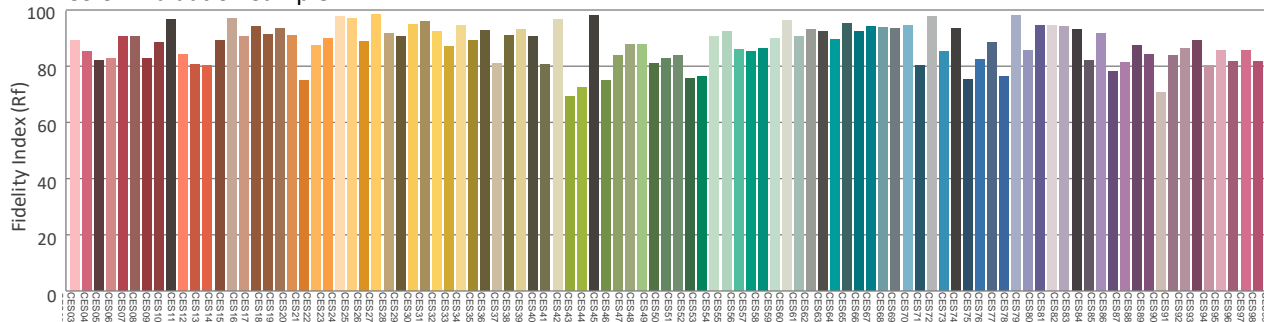
Rf by Hue



Local Chroma Shift by Hue



Color Evaluation Sample



Photometric & Chromaticity Report

Well Batten 14: Standard Optics - Full Power- AC

Report Summary

Measurements

Fixture Output: 3854 lm
Fixture Peak: 26261 cd
Fixture Efficacy: 45 lm/W
Intensity @ 5m: 1050 lux
Color Temperature: 6337 K
CRI: 84.9 CRI R9 Value: 47.2
CQS: 90.2
TLCI: 76
TM-30 Rf: 87.5
TM-30 Rg: 110.7
Beam Angle (50%): 16°
Field Angle (10%): 33.8°
Cutoff Angle (3%): 61.4°

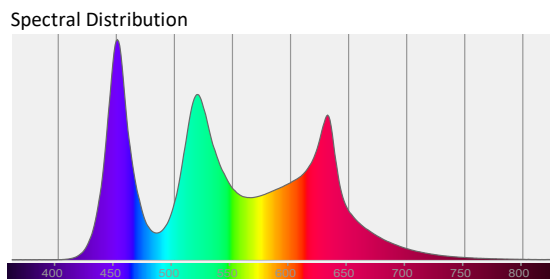
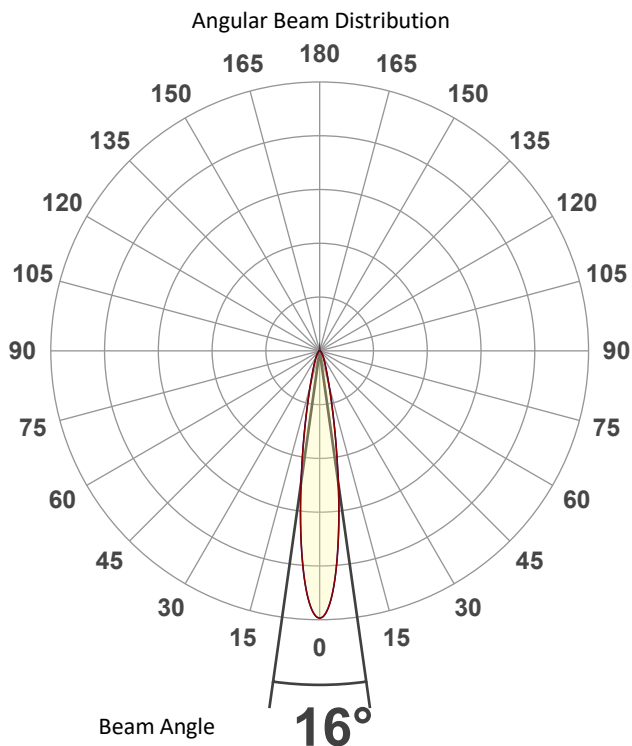


Conditions

AC Supply: 119 V, 60 Hz
Power: 86.61 W
Current: 0.728 A
Power Factor: 1.0

This data sheet conforms to American National Standard E1.9 – 2007 (R2017). All data was measured and calculated by a Viso Systems LabSpion Goniometer at the Chauvet PD Optics Laboratory in Davie, FL on 1/8/2025 to LM-63-2002 Standards.


Overall Measurement



Tested Color (CIE 1931):

X: 0.316

Y: 0.328



Light Quality

CRI: 84.9

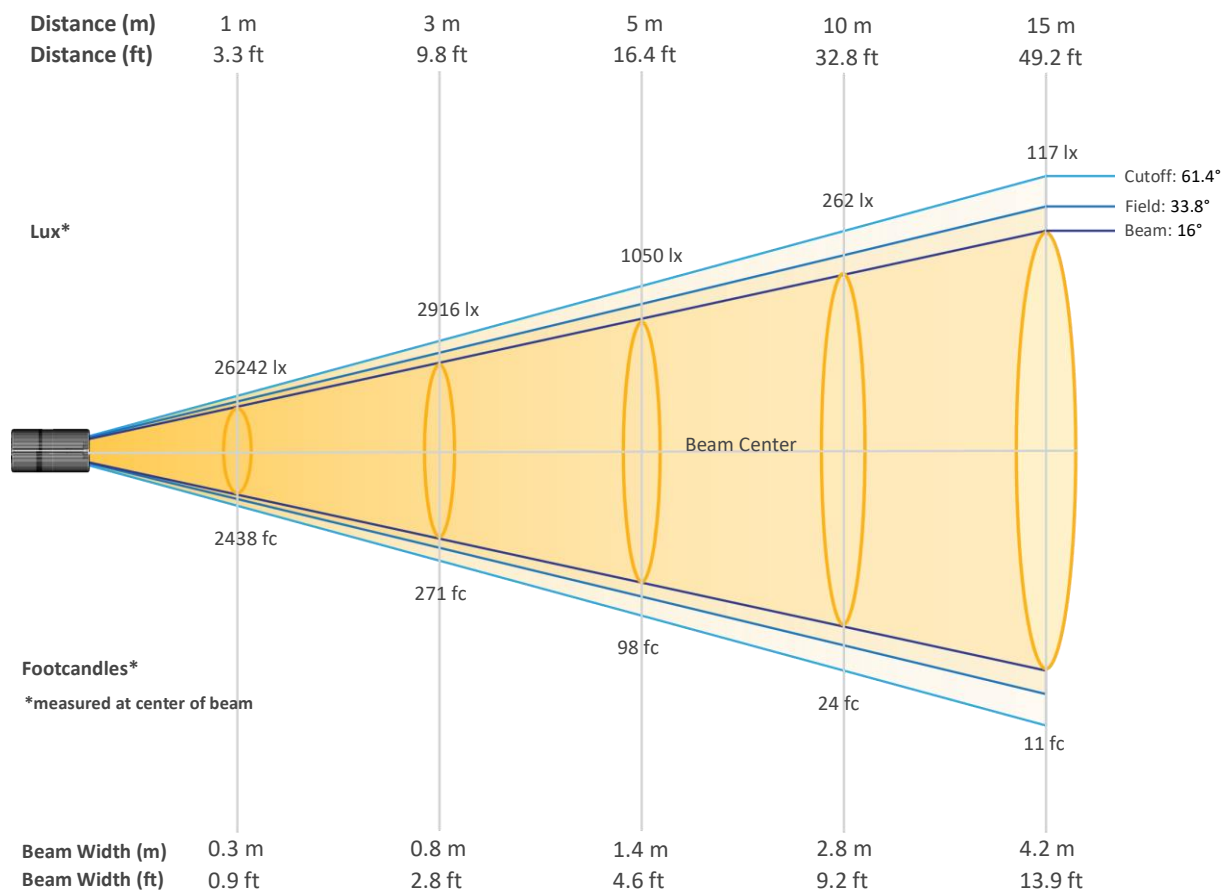
Color Temperature

6337 K

Photometric & Chromaticity Report

Well Batten 14: Standard Optics - Full Power- AC

Beam Details

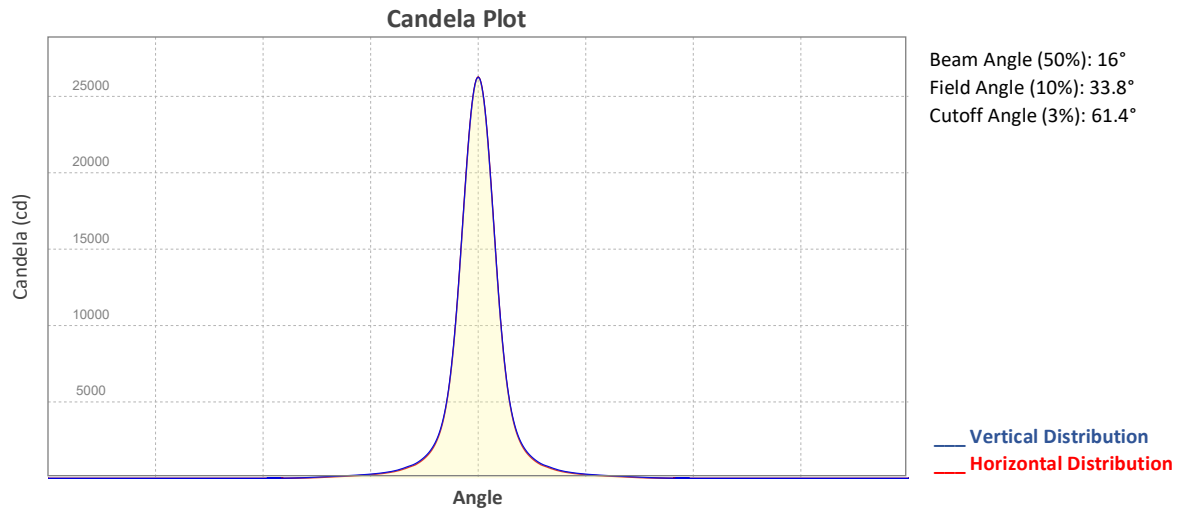


Beam Intensities from 1-20m (3.3-65.6ft)

Distance	1m	2m	3m	4m	5m	6m	7m	8m	9m	10m
Lux	26242	6561	2916	1640	1050	729	536	410	324	262
Distance	11m	12m	13m	14m	15m	16m	17m	18m	19m	20m
Lux	217	182	155	134	117	103	91	81	73	66
Distance	3.3ft	6.6ft	9.8ft	13.1ft	16.4ft	19.7ft	23ft	26.2ft	29.5ft	32.8ft
FC	2438	609	271	152	98	68	50	38	30	24
Distance	36.1ft	39.4ft	42.7ft	45.9ft	49.2ft	52.5ft	55.8ft	59.1ft	62.3ft	65.6ft
FC	20	17	14	12	11	10	8	8	7	6

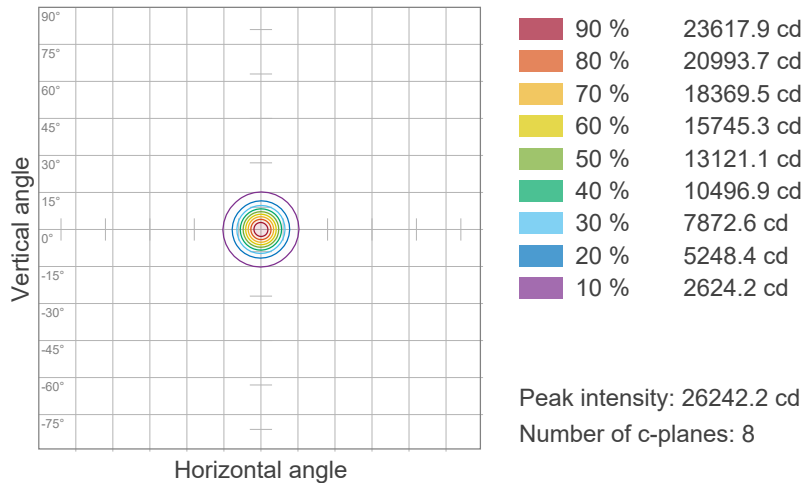
Photometric & Chromaticity Report

Well Batten 14: Standard Optics - Full Power- AC

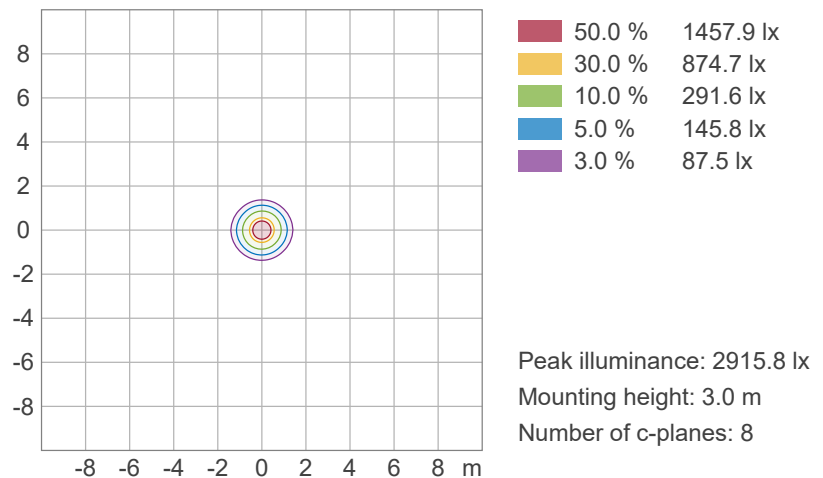


ISO Diagrams

ISO Candela Diagram



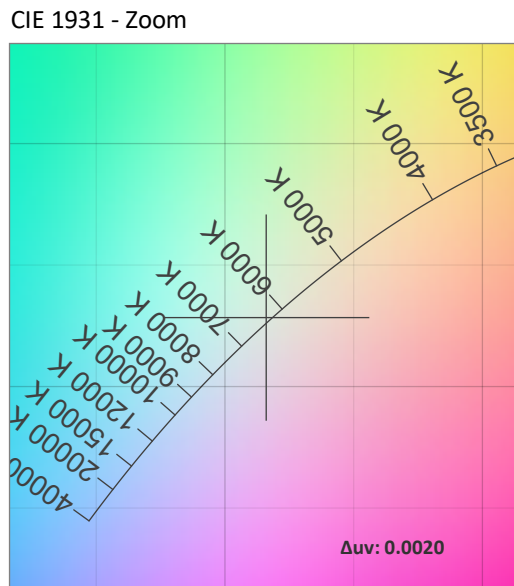
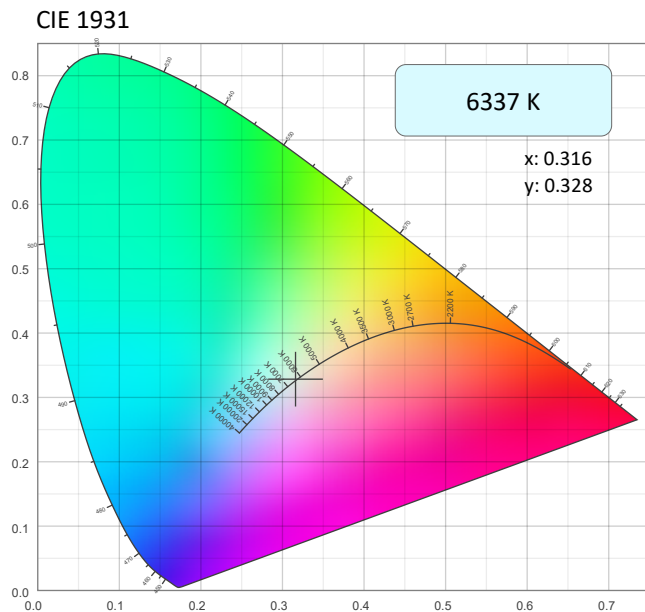
ISO Lux Diagram



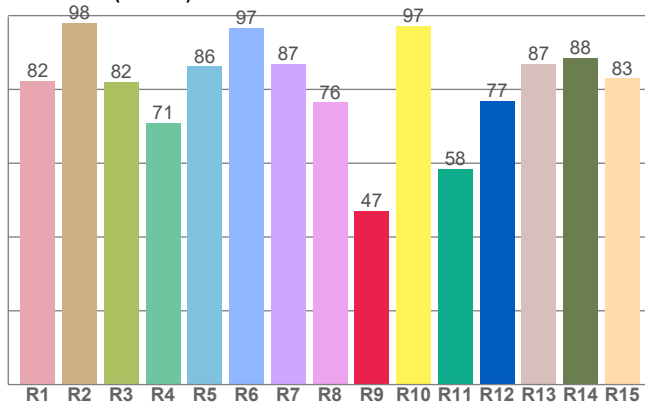
Photometric & Chromaticity Report

Well Batten 14: Standard Optics - Full Power- AC

Chromaticity



CRI: 84.9 (R1-R8)

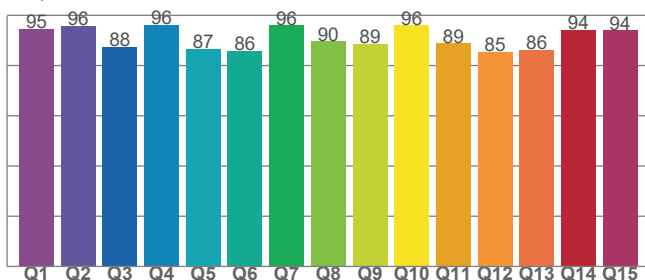


Color Parameters

Color Temperature	Color Coordinate CIE 1931	Color Coordinate CIE 1931
CCT	x	y
6337 K	0.316	0.328

Color Deviation from Black Body Curve	Color Coordinate CIE 1964	Color Coordinate CIE 1964
Δuv	y	u
0.0020	0.328	0.200

CQS: 90.2



Color Rendering Index	Red Component	Color Quality Scale
CRI	CRI - R9	CQS
84.9	47.2	90.2

Television Lighting Consistency Index	Color Fidelity	Color Gamut
TLCI	TM30 - Rf	TM30 Rg
76	87.5	110.7

Photometric & Chromaticity Report

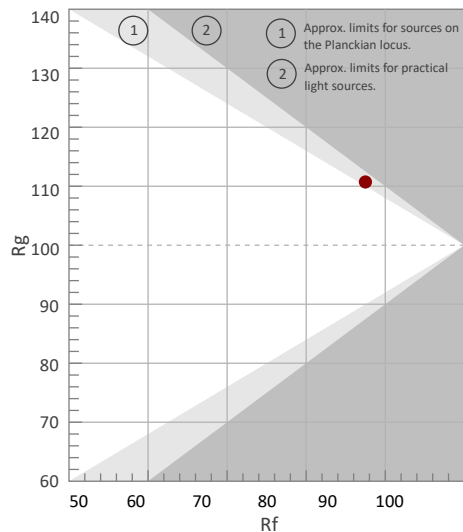
Well Batten 14: Standard Optics - Full Power- AC

TM-30 Details

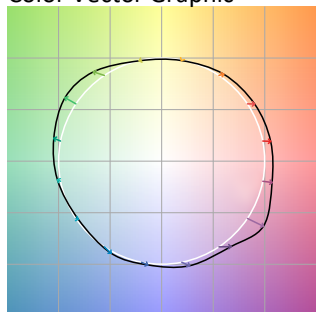
Rf 87.5
Fidelity Index
(Rg)

Rg 110.7
Gammut Index (Rg)

Graphic shifts (%)			
Hue Bin	R _f	Chroma	Hue
1	85	7%	-2%
2	88	6%	-4%
3	89	4%	-3%
4	94	-1%	0%
5	90	0%	2%
6	84	9%	7%
7	82	12%	1%
8	87	7%	-1%
9	92	3%	-2%
10	92	-1%	2%
11	86	1%	9%
12	91	1%	6%
13	90	5%	7%
14	81	6%	10%
15	81	17%	2%
16	84	9%	1%



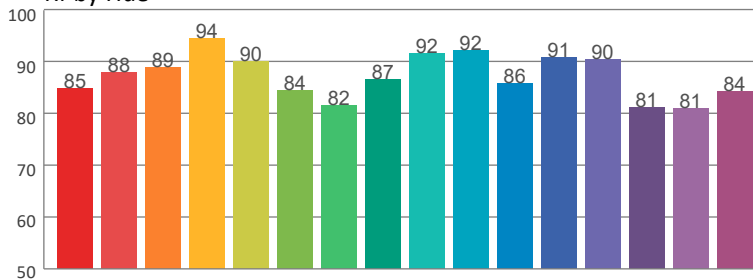
Color Vector Graphic



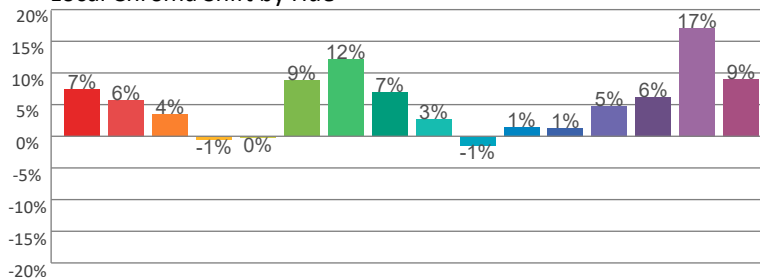
Color Distortion Graphic



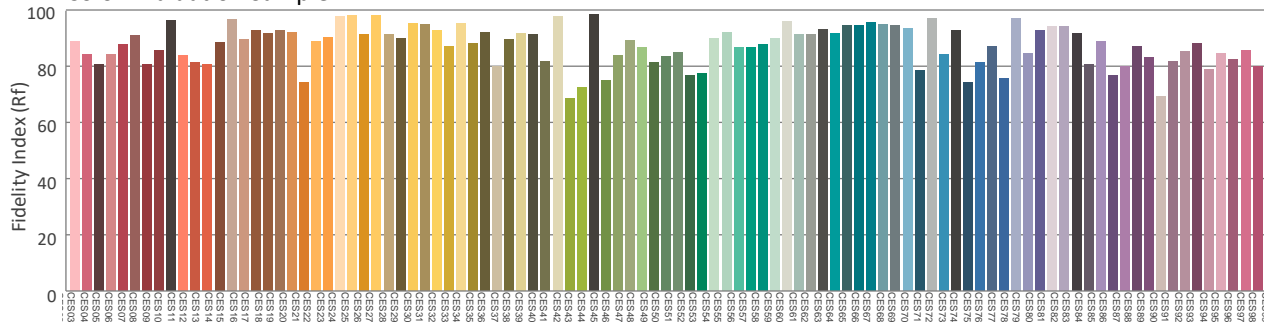
Rf by Hue



Local Chroma Shift by Hue



Color Evaluation Sample



Photometric & Chromaticity Report

Well Batten 14: Standard Optics - Full Power-Off

Report Summary

Measurements

Fixture Output: 2210 lm
Fixture Peak: 15020 cd
Fixture Efficacy: n/a lm/W
Intensity @ 5m: 601 lux
Color Temperature: 6273 K
CRI: 85.0 CRI R9 Value: 48.6
CQS: 90.0
TLCI: 75
TM-30 Rf: 87.5
TM-30 Rg: 110.7
Beam Angle (50%): 16.1°
Field Angle (10%): 33.9°
Cutoff Angle (3%): 61.3°

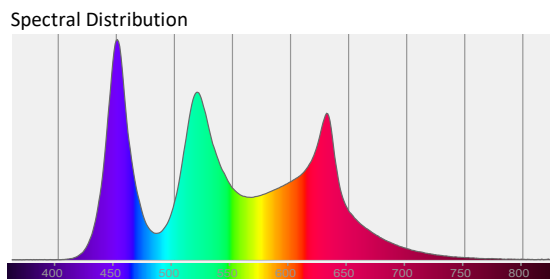
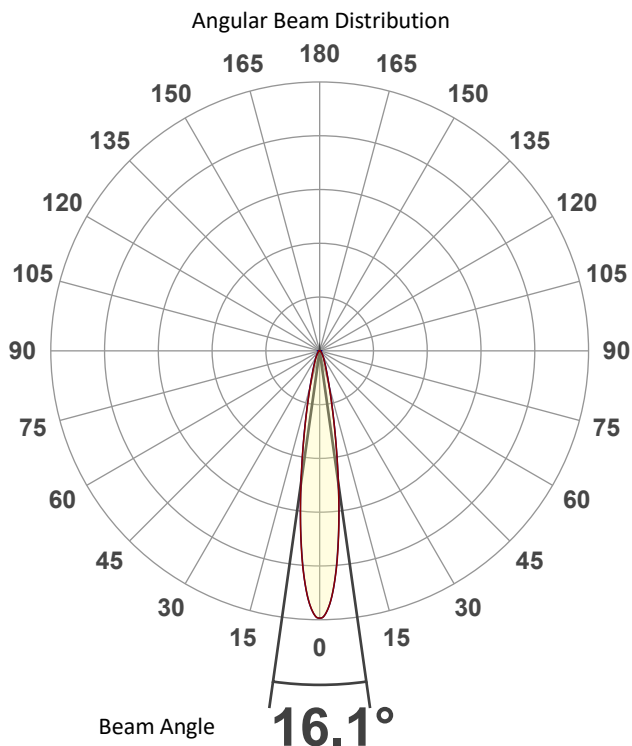


Conditions

AC Supply: 120 V, 60.1 Hz
Power: 0.0 W
Current: 0.000 A
Power Factor: n/a

This data sheet conforms to American National Standard E1.9 – 2007 (R2017). All data was measured and calculated by a Viso Systems LabSpion Goniometer at the Chauvet PD Optics Laboratory in Davie, FL on 1/8/2025 to LM-63-2002 Standards.

Overall Measurement



Tested Color (CIE 1931):
X: 0.317
Y: 0.330

Light Quality
CRI: 85.0

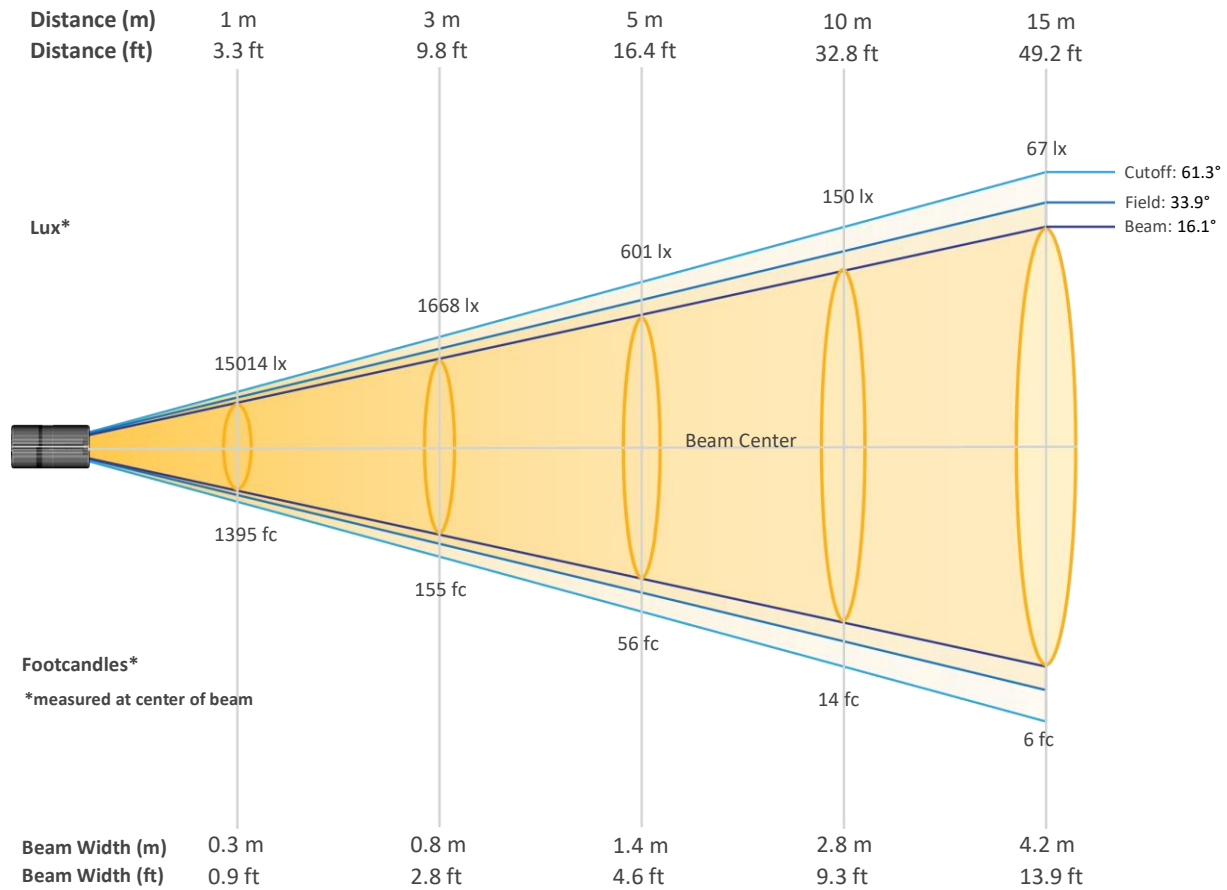
Color Temperature
6273 K



Photometric & Chromaticity Report

Well Batten 14: Standard Optics - Full Power-Off

Beam Details

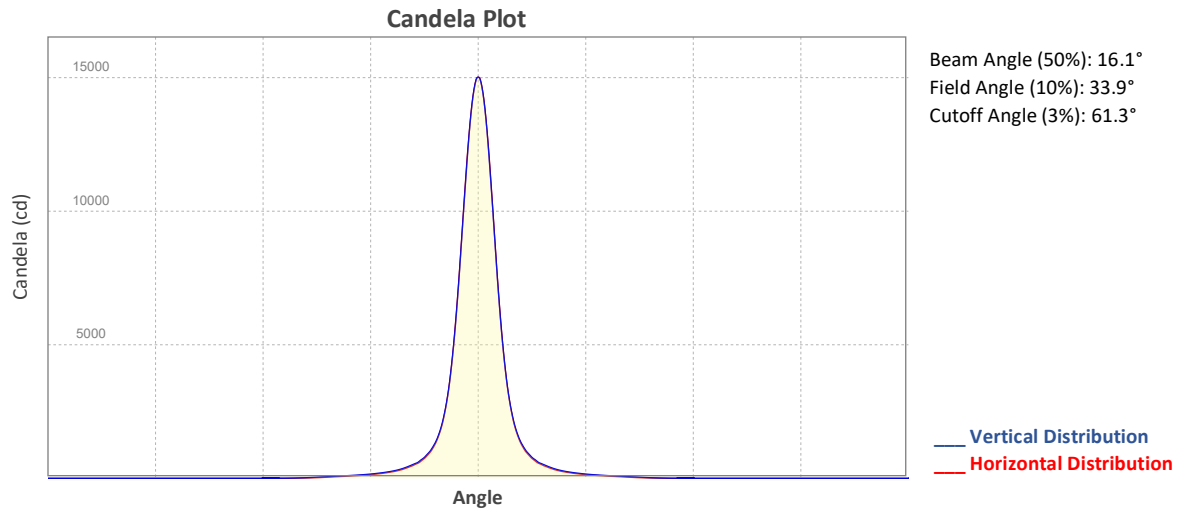


Beam Intensities from 1-20m (3.3-65.6ft)

Distance	1m	2m	3m	4m	5m	6m	7m	8m	9m	10m
Lux	15014	3754	1668	938	601	417	306	235	185	150
Distance	11m	12m	13m	14m	15m	16m	17m	18m	19m	20m
Lux	124	104	89	77	67	59	52	46	42	38
Distance	3.3ft	6.6ft	9.8ft	13.1ft	16.4ft	19.7ft	23ft	26.2ft	29.5ft	32.8ft
FC	1395	349	155	87	56	39	28	22	17	14
Distance	36.1ft	39.4ft	42.7ft	45.9ft	49.2ft	52.5ft	55.8ft	59.1ft	62.3ft	65.6ft
FC	12	10	8	7	6	5	5	4	4	3

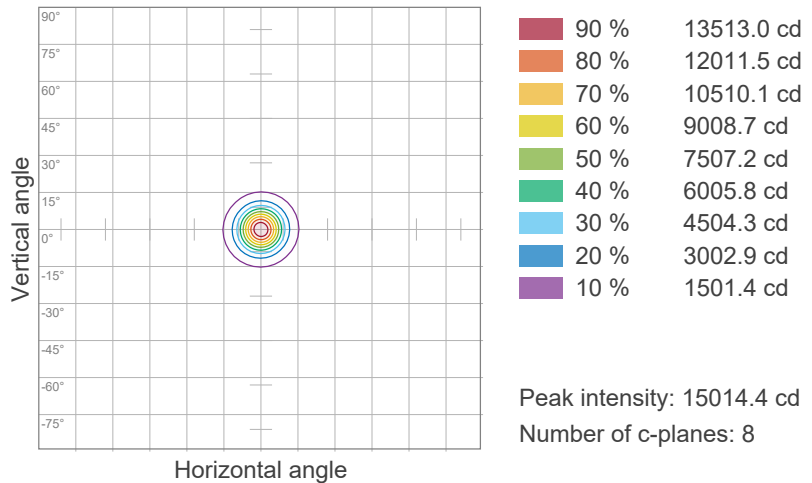
Photometric & Chromaticity Report

Well Batten 14: Standard Optics - Full Power-Off

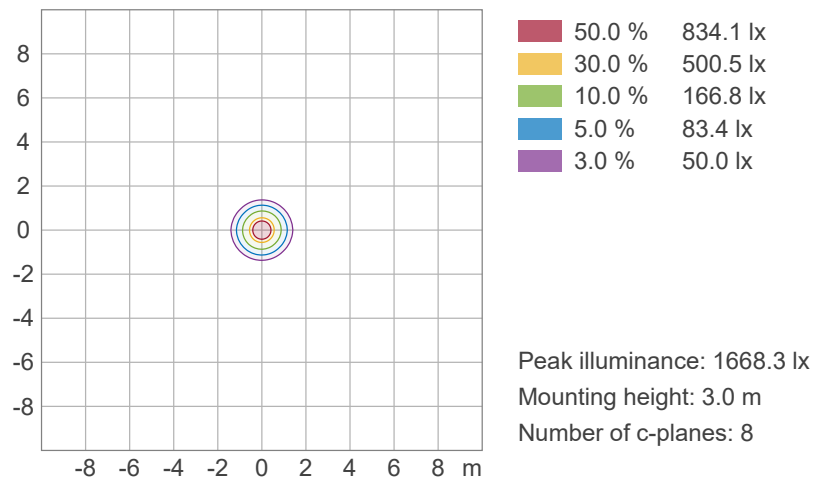


ISO Diagrams

ISO Candela Diagram



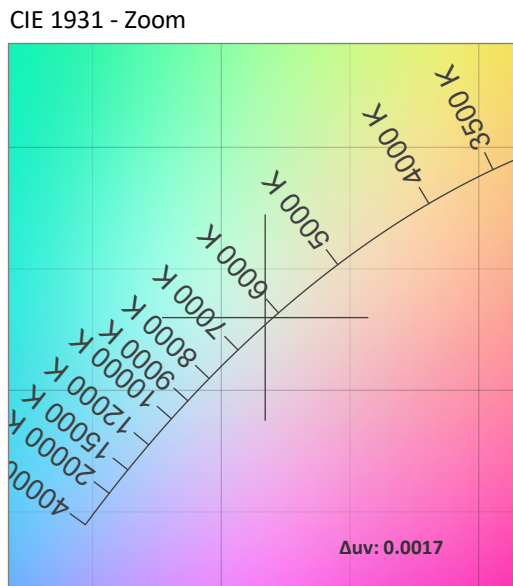
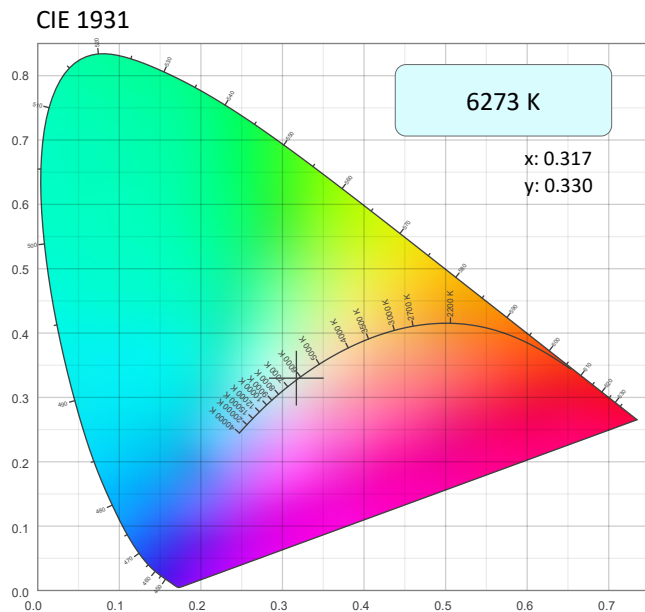
ISO Lux Diagram



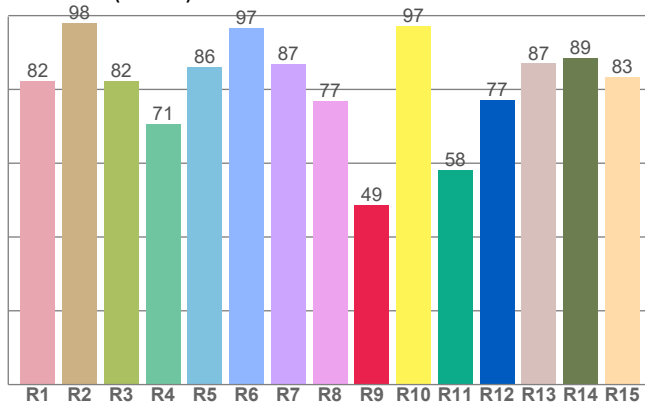
Photometric & Chromaticity Report

Well Batten 14: Standard Optics - Full Power-Off

Chromaticity



CRI: 85.0 (R1-R8)

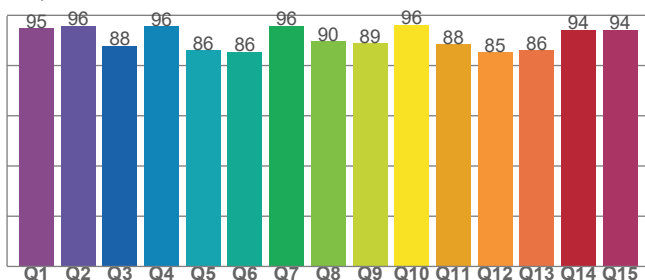


Color Parameters

Color Temperature	Color Coordinate CIE 1931	Color Coordinate CIE 1931
CCT	x	y
6273 K	0.317	0.330

Color Deviation from Black Body Curve	Color Coordinate CIE 1964	Color Coordinate CIE 1964
Δuv	y	u
0.0017	0.330	0.200

CQS: 90.0



Color Rendering Index	Red Component	Color Quality Scale
CRI	CRI - R9	CQS
85.0	48.6	90.0

Television Lighting Consistency Index	Color Fidelity	Color Gamut
TLCI	TM30 - Rf	TM30 Rg
75	87.5	110.7



Photometric & Chromaticity Report

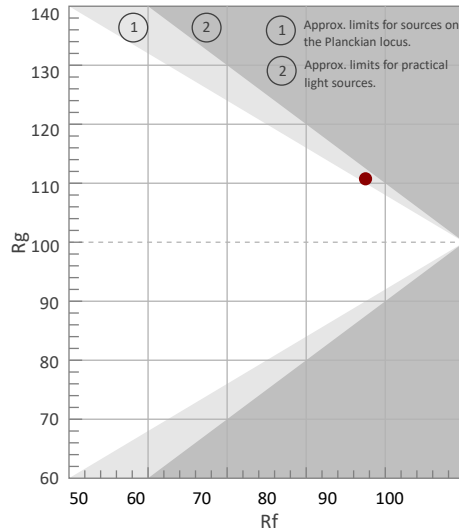
Well Batten 14: Standard Optics - Full Power-Off

TM-30 Details

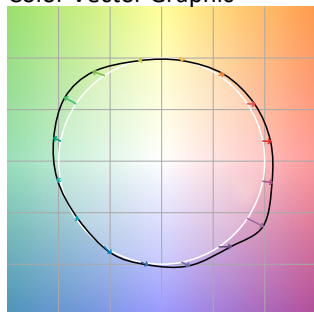
Rf 87.5
Fidelity Index
(Rg)

Rg 110.7
Gammut Index (Rg)

Graphic shifts (%)			
Hue Bin	R _f	Chroma	Hue
1	85	7%	-2%
2	88	6%	-4%
3	89	4%	-3%
4	94	-1%	0%
5	90	0%	2%
6	84	9%	7%
7	81	12%	1%
8	86	7%	-2%
9	91	3%	-2%
10	92	-1%	2%
11	86	1%	9%
12	91	1%	6%
13	91	5%	6%
14	81	6%	10%
15	81	17%	2%
16	84	9%	0%



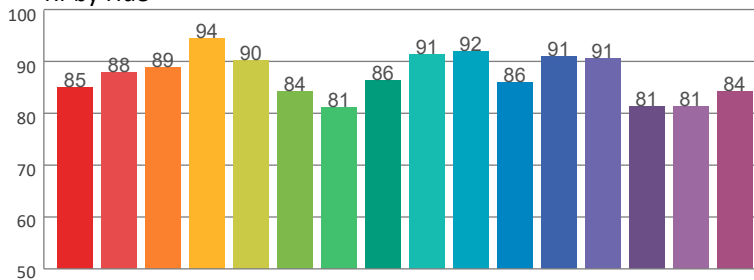
Color Vector Graphic



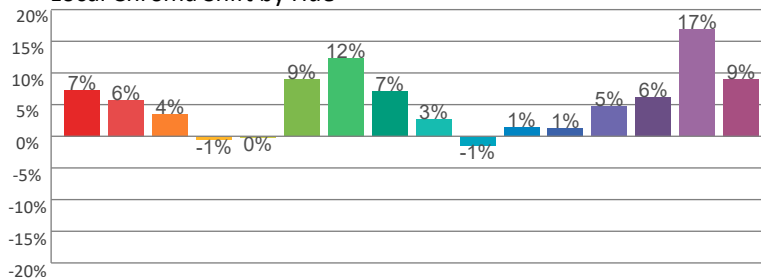
Color Distortion Graphic



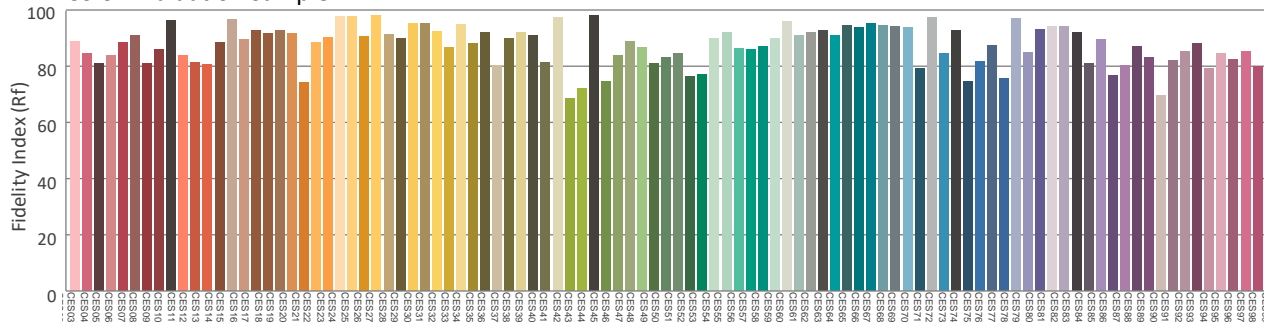
Rf by Hue



Local Chroma Shift by Hue



Color Evaluation Sample



Photometric & Chromaticity Report

Well Batten 14: Standard Optics - Red-5hrs

Report Summary

Measurements

Fixture Output: 1718 lm
Fixture Peak: 10535 cd
Fixture Efficacy: n/a lm/W
Intensity @ 5m: 421 lux
Color Temperature: 0 K
CRI: 0.0 CRI R9 Value: 0.0
CQS: 0.0
TLCI: n/a
TM-30 Rf: 0.0
TM-30 Rg: 0.0
Beam Angle (50%): 17.6°
Field Angle (10%): 35.8°
Cutoff Angle (3%): 63.2°

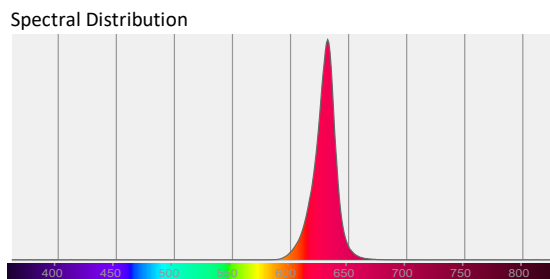
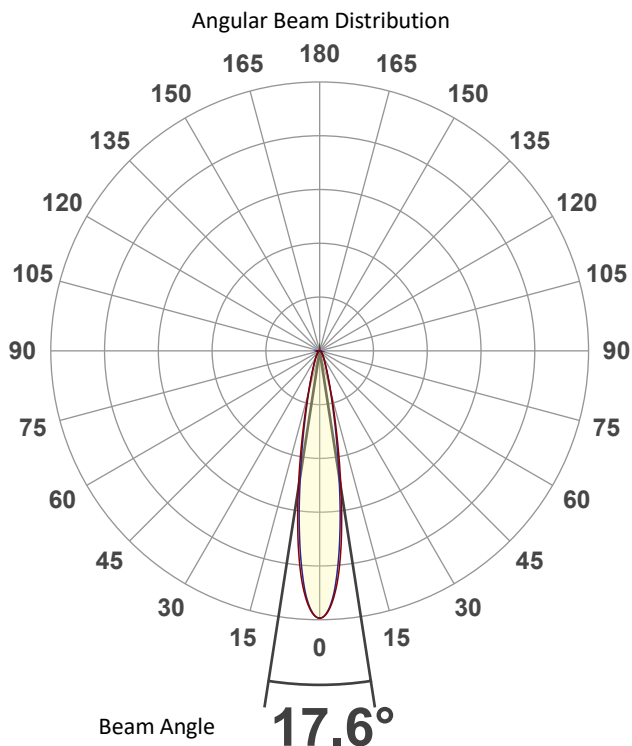


Conditions

AC Supply: 120 V, 60 Hz
Power: 0.0 W
Current: 0.000 A
Power Factor: n/a

This data sheet conforms to American National Standard E1.9 – 2007 (R2017). All data was measured and calculated by a Viso Systems LabSpion Goniometer at the Chauvet PD Optics Laboratory in Davie, FL on 1/8/2025 to LM-63-2002 Standards.

Overall Measurement



Tested Color (CIE 1931):
X: 0.698
Y: 0.302



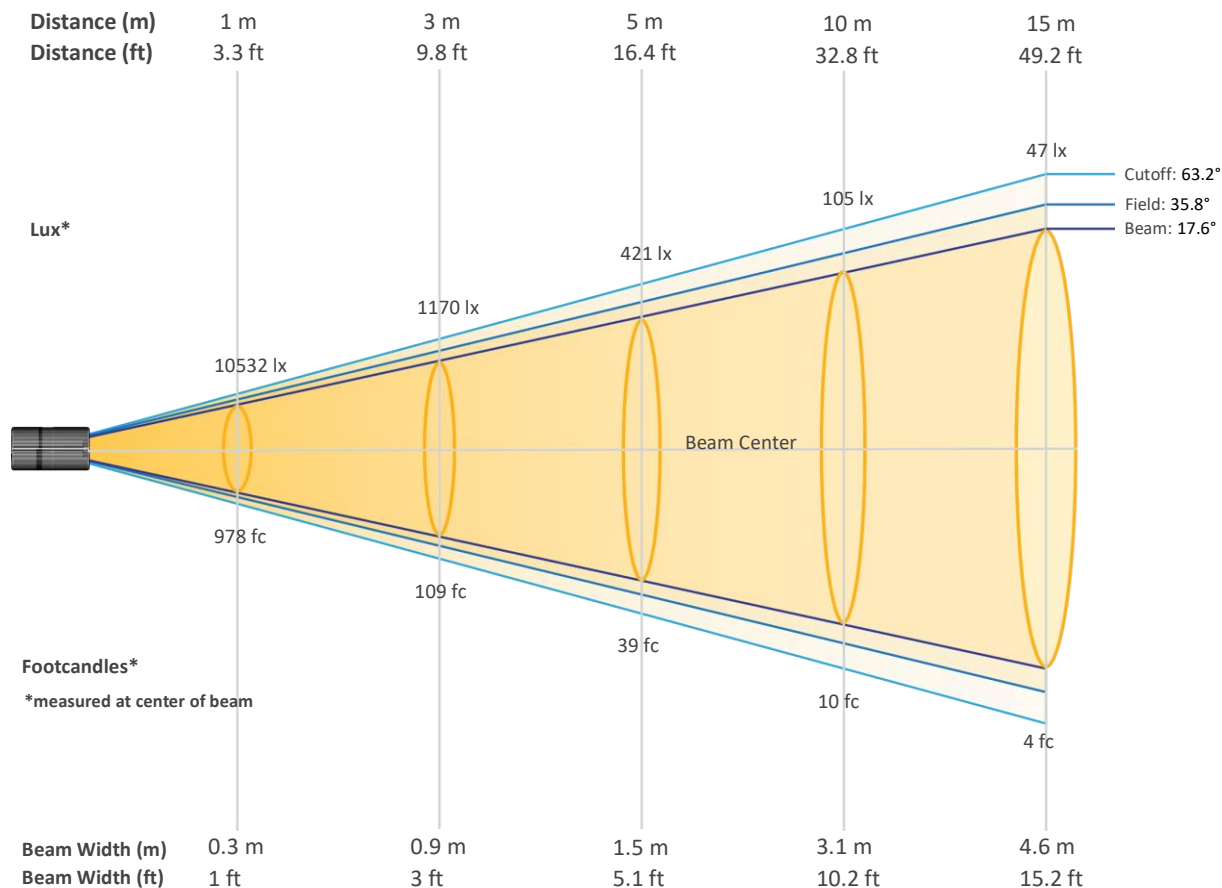
Light Quality
CRI: 0.0

Color Temperature
0 K

Photometric & Chromaticity Report

Well Batten 14: Standard Optics - Red-5hrs

Beam Details

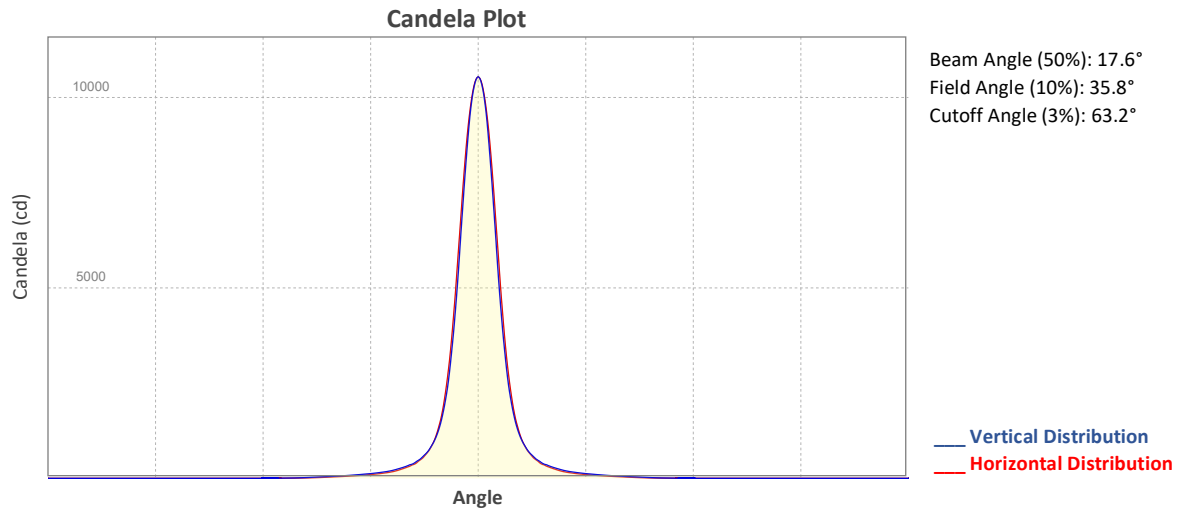


Beam Intensities from 1-20m (3.3-65.6ft)

Distance	1m	2m	3m	4m	5m	6m	7m	8m	9m	10m
Lux	10532	2633	1170	658	421	293	215	165	130	105
Distance	11m	12m	13m	14m	15m	16m	17m	18m	19m	20m
Lux	87	73	62	54	47	41	36	33	29	26
Distance	3.3ft	6.6ft	9.8ft	13.1ft	16.4ft	19.7ft	23ft	26.2ft	29.5ft	32.8ft
FC	978	245	109	61	39	27	20	15	12	10
Distance	36.1ft	39.4ft	42.7ft	45.9ft	49.2ft	52.5ft	55.8ft	59.1ft	62.3ft	65.6ft
FC	8	7	6	5	4	4	3	3	3	2

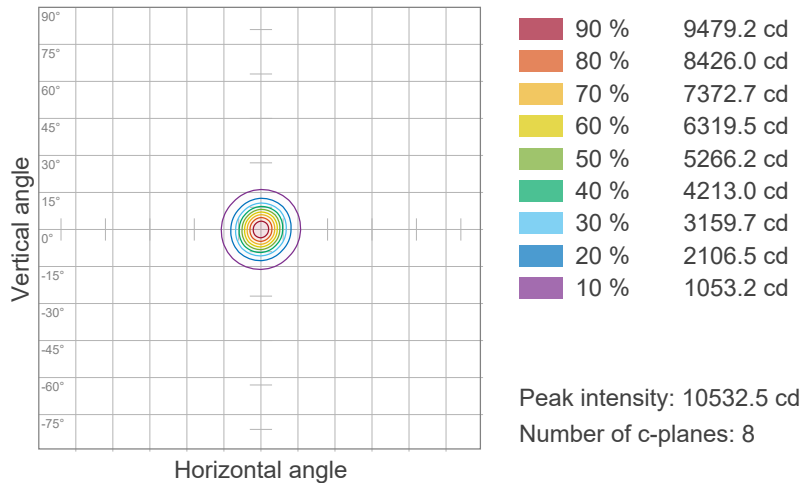
Photometric & Chromaticity Report

Well Batten 14: Standard Optics - Red-5hrs

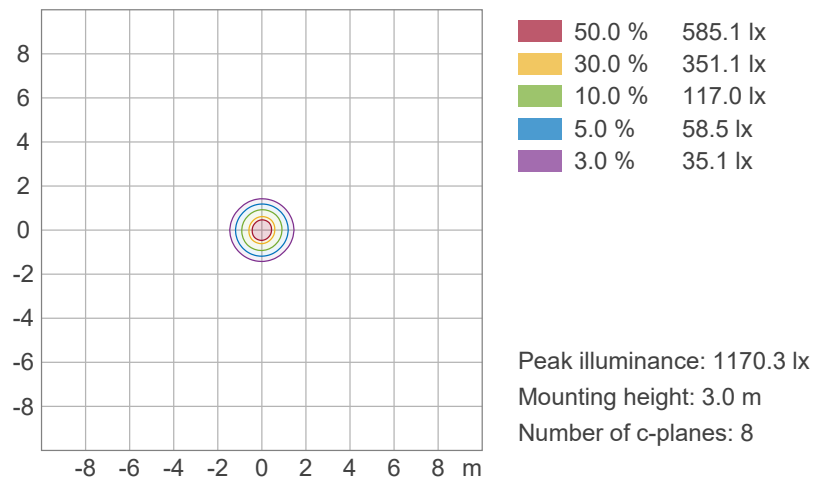


ISO Diagrams

ISO Candela Diagram



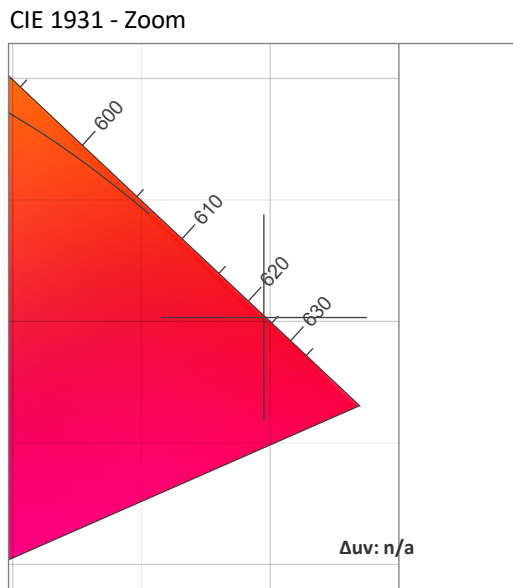
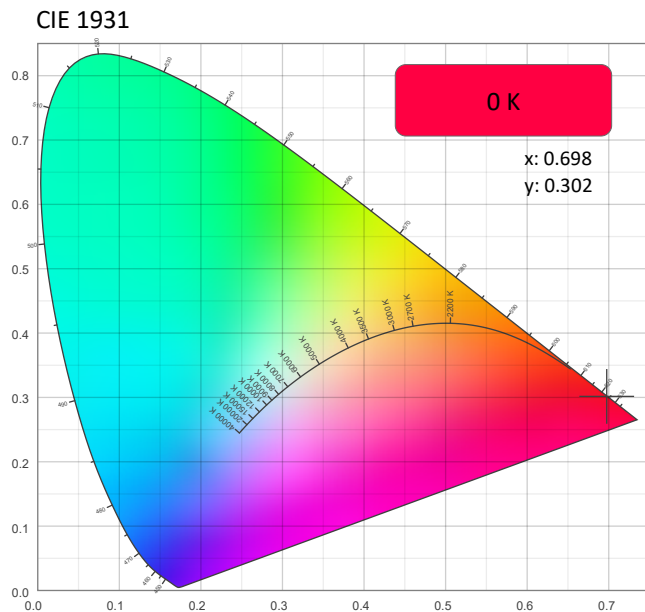
ISO Lux Diagram



Photometric & Chromaticity Report

Well Batten 14: Standard Optics - Red-5hrs

Chromaticity



CRI: 0.0 (R1-R8)

0	0	0	0	0	0	0	0	0	0	0	0	0	0	0	0
R1	R2	R3	R4	R5	R6	R7	R8	R9	R10	R11	R12	R13	R14	R15	

CQS: 0.0

0	0	0	0	0	0	0	0	0	0	0	0	0	0	0	0
Q1	Q2	Q3	Q4	Q5	Q6	Q7	Q8	Q9	Q10	Q11	Q12	Q13	Q14	Q15	

Color Parameters

Color Temperature	Color Coordinate CIE 1931	Color Coordinate CIE 1931
CCT	x	y
0 K	0.698	0.302

Color Deviation from Black Body Curve	Color Coordinate CIE 1964	Color Coordinate CIE 1964
Δuv	y	u
n/a	0.302	0.534

Color Rendering Index	Red Component	Color Quality Scale
CRI	CRI - R9	CQS
0.0	0.0	0.0

Television Lighting Consistency Index	Color Fidelity	Color Gamut
TLCI	TM30 - Rf	TM30 Rg
n/a	0.0	0.0



Photometric & Chromaticity Report

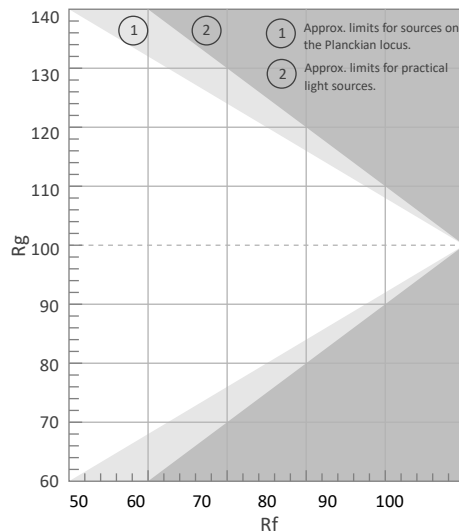
Well Batten 14: Standard Optics - Red-5hrs

TM-30 Details


Rf 0.0
Fidelity Index (Rg)

Rg 0.0
Gammut Index (Rg)


Hue Bin	Rf	Graphic shifts (%)	
		Chroma	Hue
1	0	0%	0%
2	0	0%	0%
3	0	0%	0%
4	0	0%	0%
5	0	0%	0%
6	0	0%	0%
7	0	0%	0%
8	0	0%	0%
9	0	0%	0%
10	0	0%	0%
11	0	0%	0%
12	0	0%	0%
13	0	0%	0%
14	0	0%	0%
15	0	0%	0%
16	0	0%	0%




Color Vector Graphic




Color Distortion Graphic




Rf by Hue



Local Chroma Shift by Hue



Color Evaluation Sample



Photometric & Chromaticity Report

Well Batten 14: Standard Optics - Red-8hrs

Report Summary

Measurements

Fixture Output: 1268 lm
Fixture Peak: 7723 cd
Fixture Efficacy: n/a lm/W
Intensity @ 5m: 309 lux
Color Temperature: 0 K
CRI: 0.0 CRI R9 Value: 0.0
CQS: 0.0
TLCI: n/a
TM-30 Rf: 0.0
TM-30 Rg: 0.0
Beam Angle (50%): 17.6°
Field Angle (10%): 35.8°
Cutoff Angle (3%): 63.4°

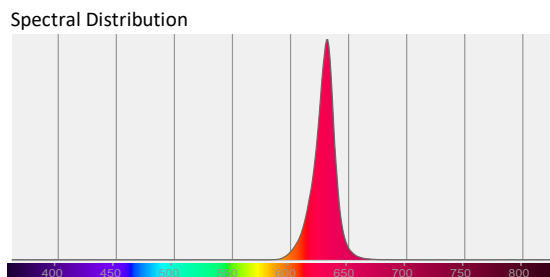
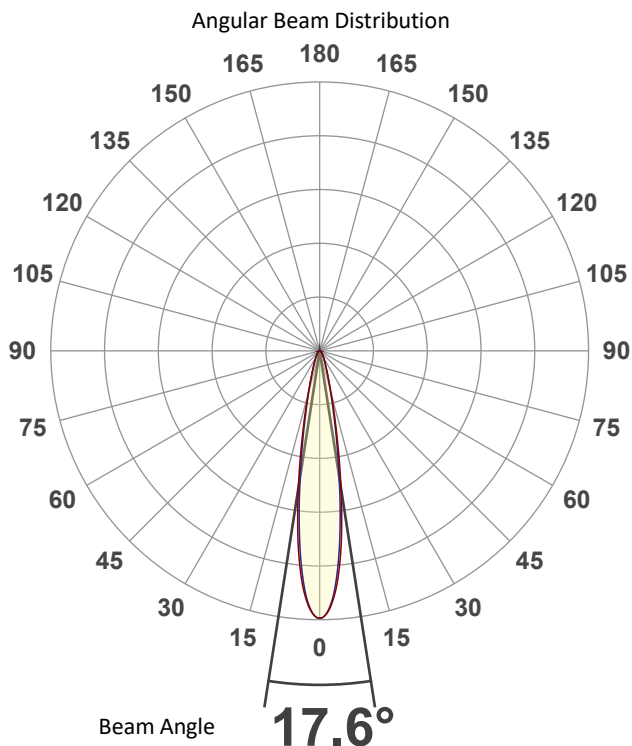


Conditions

AC Supply: 121 V, 60 Hz
Power: 0.0 W
Current: 0.000 A
Power Factor: n/a

This data sheet conforms to American National Standard E1.9 – 2007 (R2017). All data was measured and calculated by a Viso Systems LabSpion Goniometer at the Chauvet PD Optics Laboratory in Davie, FL on 1/8/2025 to LM-63-2002 Standards.

Overall Measurement



Tested Color (CIE 1931):

X: 0.696

Y: 0.302



Light Quality

CRI: 0.0

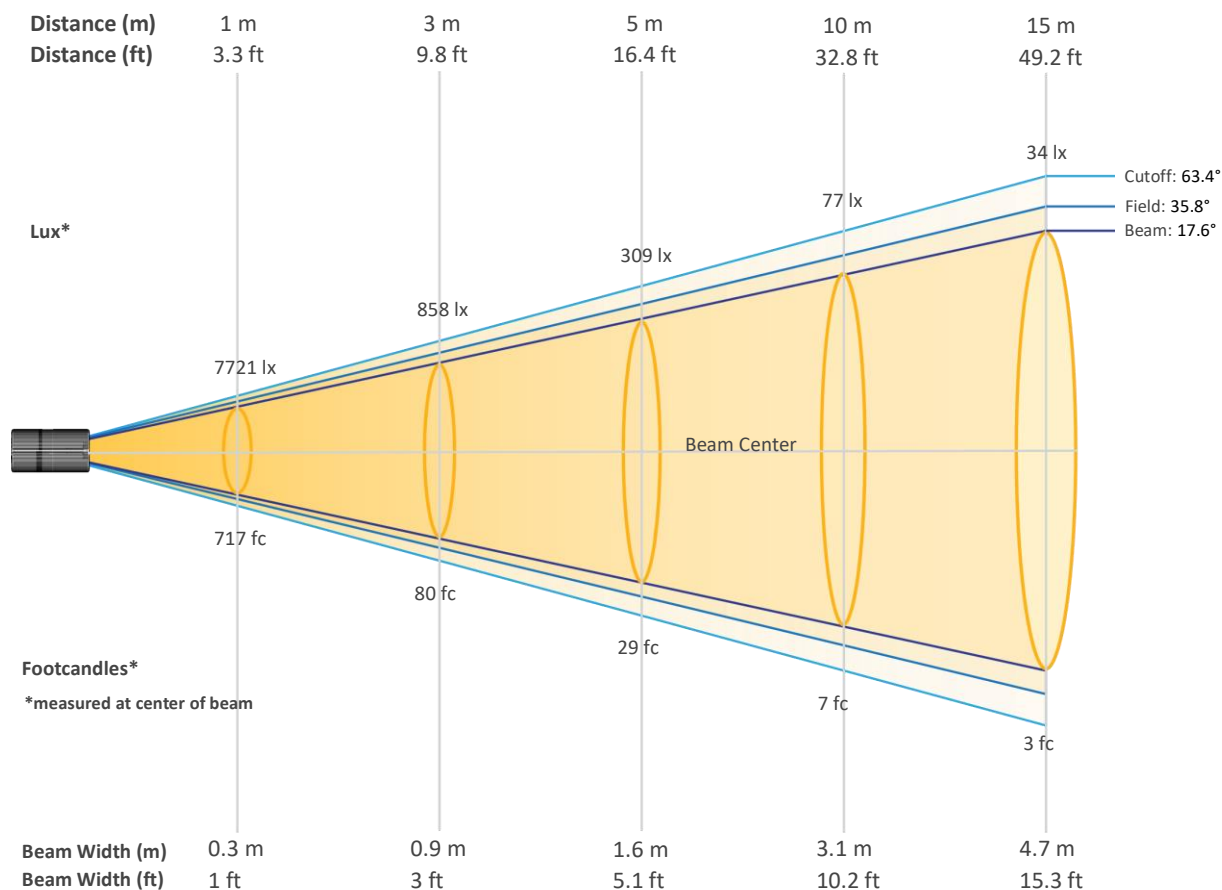
Color Temperature

0 K

Photometric & Chromaticity Report

Well Batten 14: Standard Optics - Red-8hrs

Beam Details

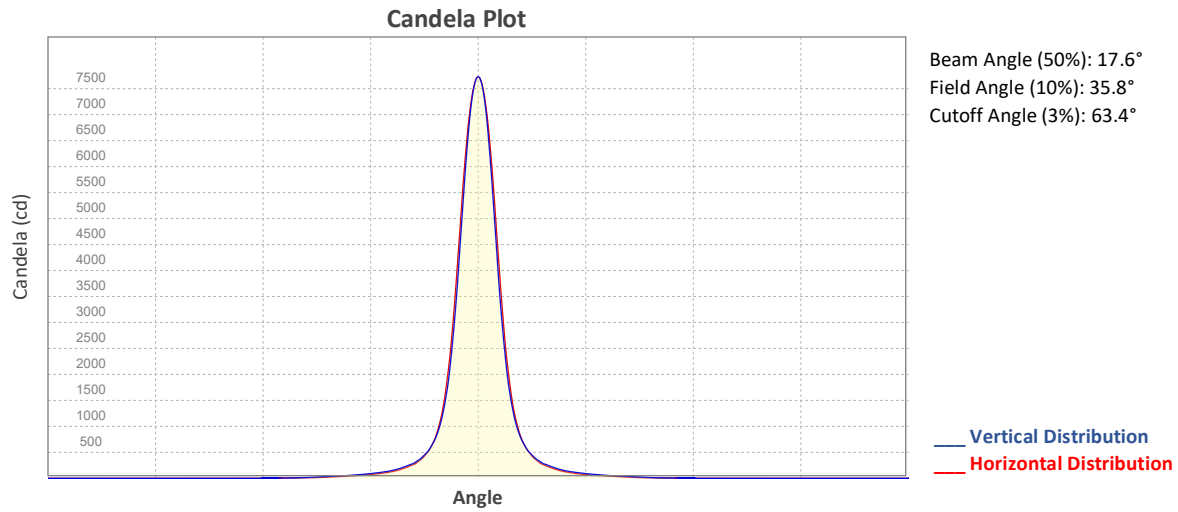


Beam Intensities from 1-20m (3.3-65.6ft)

Distance	1m	2m	3m	4m	5m	6m	7m	8m	9m	10m
Lux	7721	1930	858	483	309	214	158	121	95	77
Distance	11m	12m	13m	14m	15m	16m	17m	18m	19m	20m
Lux	64	54	46	39	34	30	27	24	21	19
Distance	3.3ft	6.6ft	9.8ft	13.1ft	16.4ft	19.7ft	23ft	26.2ft	29.5ft	32.8ft
FC	717	179	80	45	29	20	15	11	9	7
Distance	36.1ft	39.4ft	42.7ft	45.9ft	49.2ft	52.5ft	55.8ft	59.1ft	62.3ft	65.6ft
FC	6	5	4	4	3	3	2	2	2	2

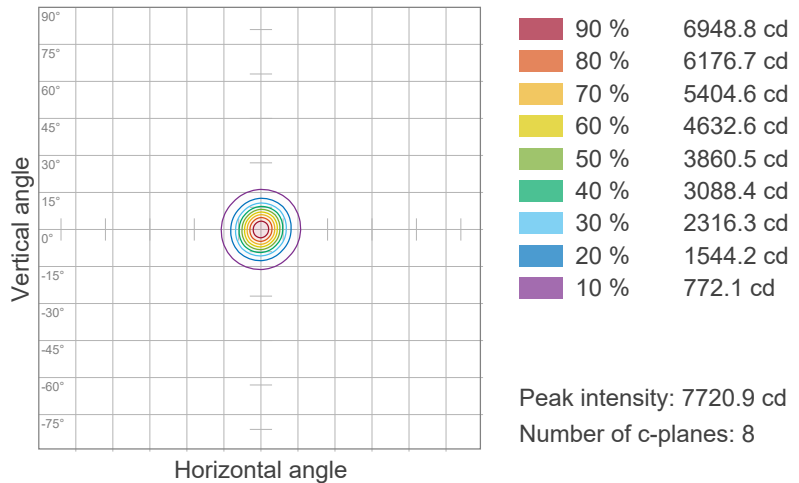
Photometric & Chromaticity Report

Well Batten 14: Standard Optics - Red-8hrs

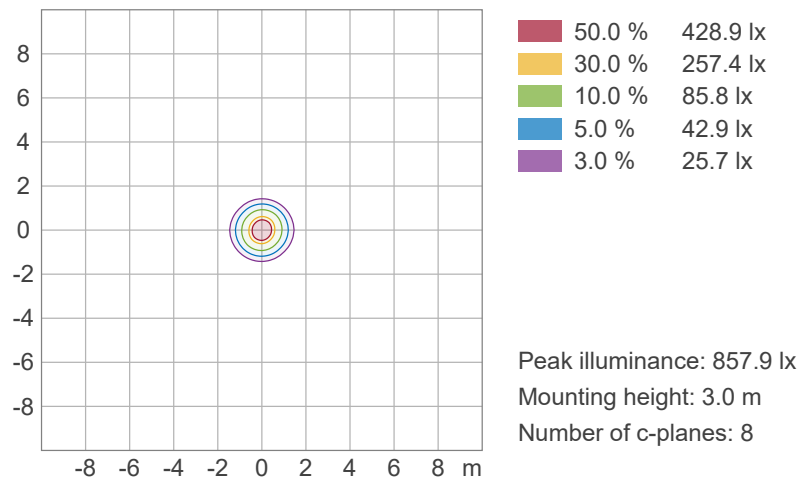


ISO Diagrams

ISO Candela Diagram



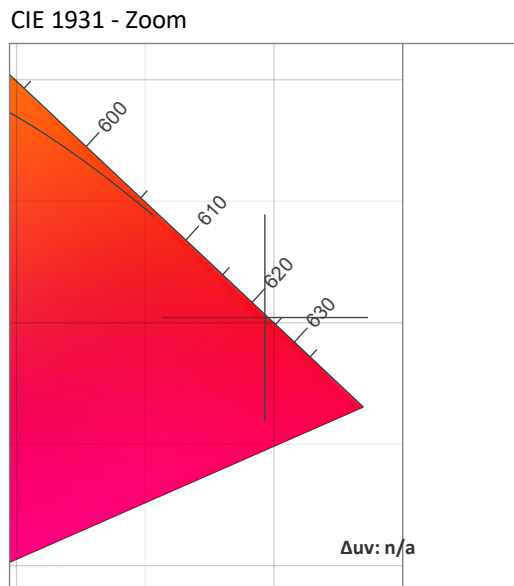
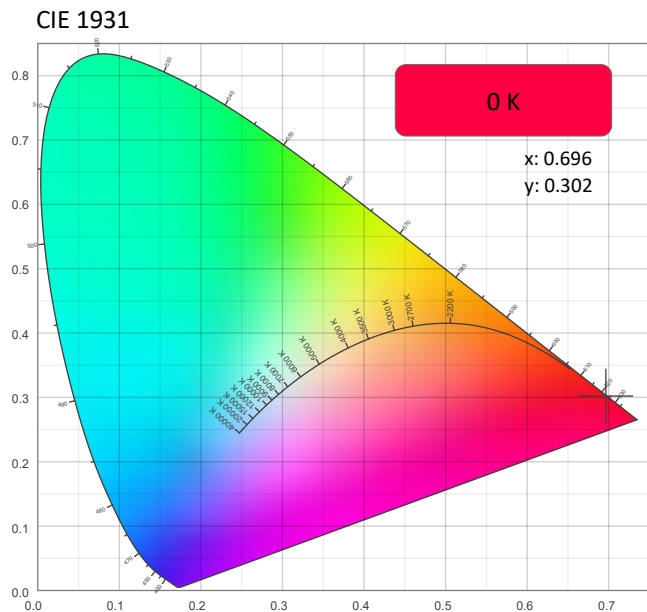
ISO Lux Diagram



Photometric & Chromaticity Report

Well Batten 14: Standard Optics - Red-8hrs

Chromaticity



CRI: 0.0 (R1-R8)

0	0	0	0	0	0	0	0	0	0	0	0	0	0	0	0
R1	R2	R3	R4	R5	R6	R7	R8	R9	R10	R11	R12	R13	R14	R15	

CQS: 0.0

0	0	0	0	0	0	0	0	0	0	0	0	0	0	0	0
Q1	Q2	Q3	Q4	Q5	Q6	Q7	Q8	Q9	Q10	Q11	Q12	Q13	Q14	Q15	

Color Parameters

Color Temperature	Color Coordinate CIE 1931	Color Coordinate CIE 1931
CCT	x	y
0 K	0.696	0.302

Color Deviation from Black Body Curve	Color Coordinate CIE 1964	Color Coordinate CIE 1964
Δuv	y	u
n/a	0.302	0.532

Color Rendering Index	Red Component	Color Quality Scale
CRI	CRI - R9	CQS
0.0	0.0	0.0

Television Lighting Consistency Index	Color Fidelity	Color Gamut
TLCI	TM30 - Rf	TM30 Rg
n/a	0.0	0.0



Photometric & Chromaticity Report

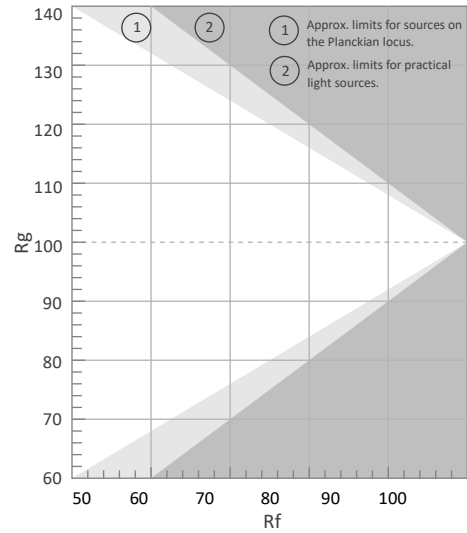
Well Batten 14: Standard Optics - Red-8hrs

TM-30 Details

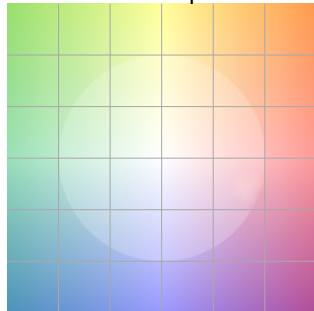
Rf 0.0
Fidelity Index (Rg)

Rg 0.0
Gammut Index (Rg)


Hue Bin	Rf	Graphic shifts (%)	
		Chroma	Hue
1	0	0%	0%
2	0	0%	0%
3	0	0%	0%
4	0	0%	0%
5	0	0%	0%
6	0	0%	0%
7	0	0%	0%
8	0	0%	0%
9	0	0%	0%
10	0	0%	0%
11	0	0%	0%
12	0	0%	0%
13	0	0%	0%
14	0	0%	0%
15	0	0%	0%
16	0	0%	0%




Color Vector Graphic



Color Distortion Graphic




Rf by Hue



Local Chroma Shift by Hue



Color Evaluation Sample



Photometric & Chromaticity Report

Well Batten 14: Standard Optics - Red-12hrs

Report Summary

Measurements

Fixture Output: 822 lm
Fixture Peak: 4929 cd
Fixture Efficacy: n/a lm/W
Intensity @ 5m: 197 lux
Color Temperature: 0 K
CRI: 0.0 CRI R9 Value: 0.0
CQS: 0.0
TLCI: n/a
TM-30 Rf: 0.0
TM-30 Rg: 0.0
Beam Angle (50%): 17.7°
Field Angle (10%): 35.9°
Cutoff Angle (3%): 63.7°

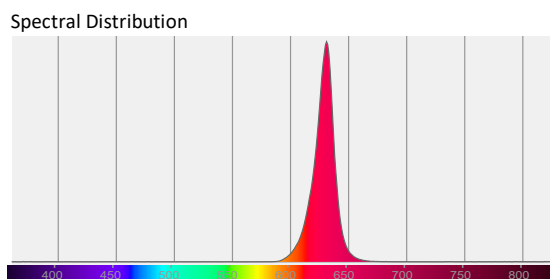
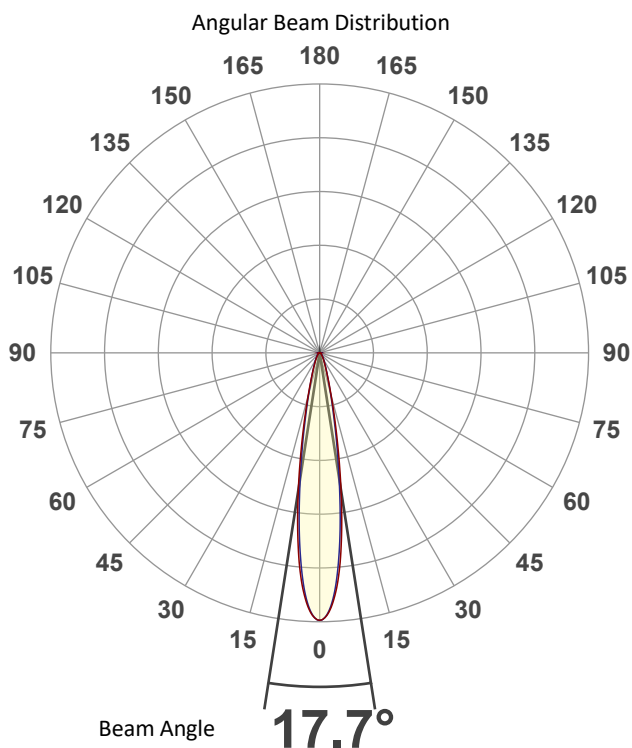


Conditions

AC Supply: 120 V, 60 Hz
Power: 0.0 W
Current: 0.000 A
Power Factor: n/a

This data sheet conforms to American National Standard E1.9 – 2007 (R2017). All data was measured and calculated by a Viso Systems LabSpion Goniometer at the Chauvet PD Optics Laboratory in Davie, FL on 1/8/2025 to LM-63-2002 Standards.

Overall Measurement



Tested Color (CIE 1931):

X: 0.695

Y: 0.303



Light Quality

CRI: 0.0

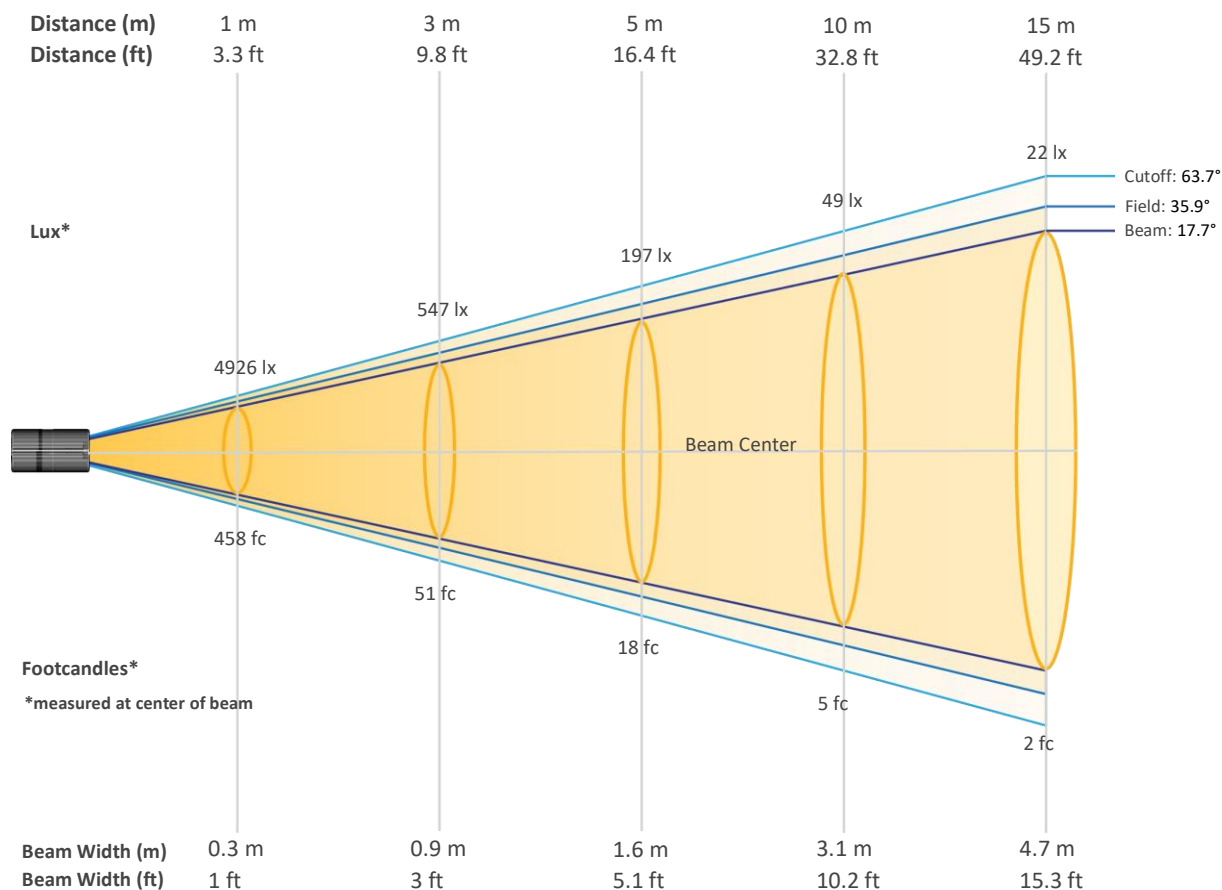
Color Temperature

0 K

Photometric & Chromaticity Report

Well Batten 14: Standard Optics - Red-12hrs

Beam Details

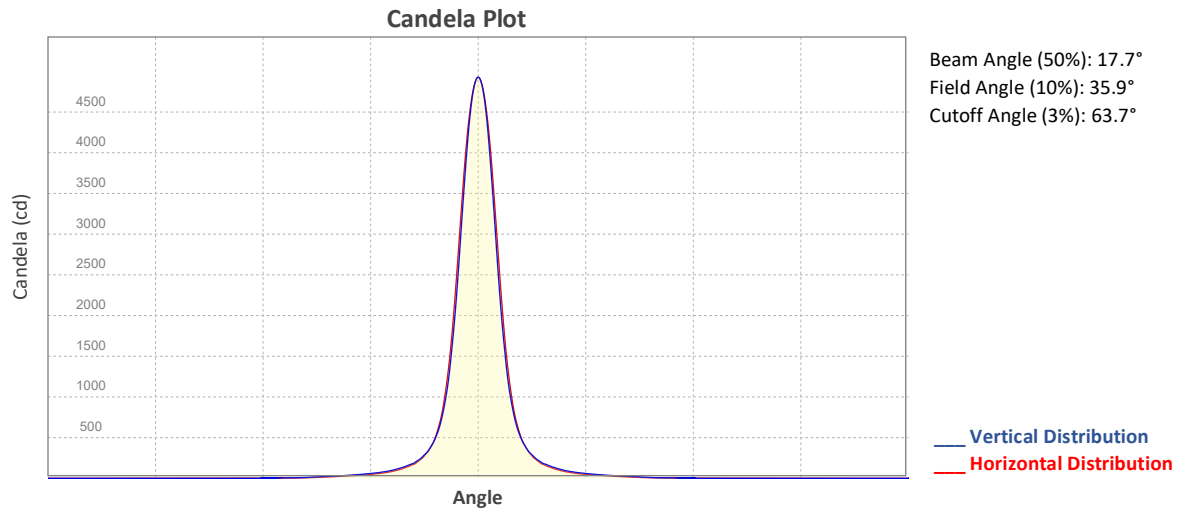


Beam Intensities from 1-20m (3.3-65.6ft)

Distance	1m	2m	3m	4m	5m	6m	7m	8m	9m	10m
Lux	4926	1231	547	308	197	137	101	77	61	49
Distance	11m	12m	13m	14m	15m	16m	17m	18m	19m	20m
Lux	41	34	29	25	22	19	17	15	14	12
Distance	3.3ft	6.6ft	9.8ft	13.1ft	16.4ft	19.7ft	23ft	26.2ft	29.5ft	32.8ft
FC	458	114	51	29	18	13	9	7	6	5
Distance	36.1ft	39.4ft	42.7ft	45.9ft	49.2ft	52.5ft	55.8ft	59.1ft	62.3ft	65.6ft
FC	4	3	3	2	2	2	2	1	1	1

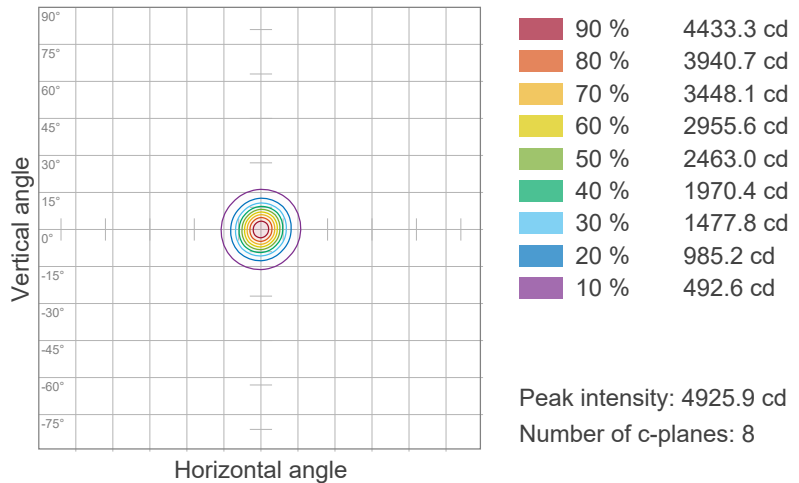
Photometric & Chromaticity Report

Well Batten 14: Standard Optics - Red-12hrs

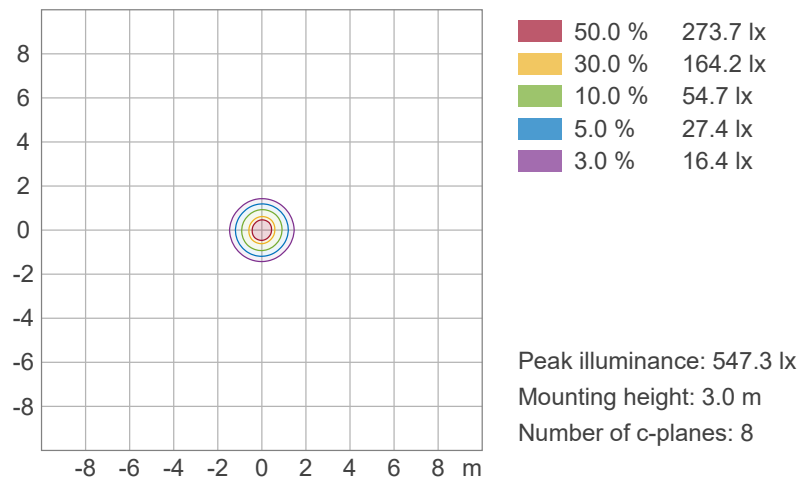


ISO Diagrams

ISO Candela Diagram



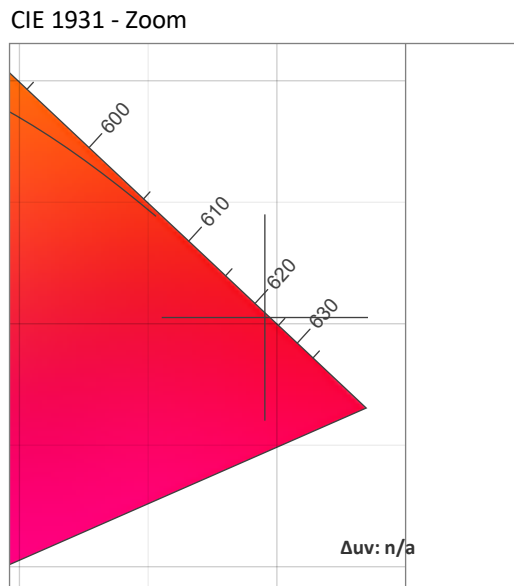
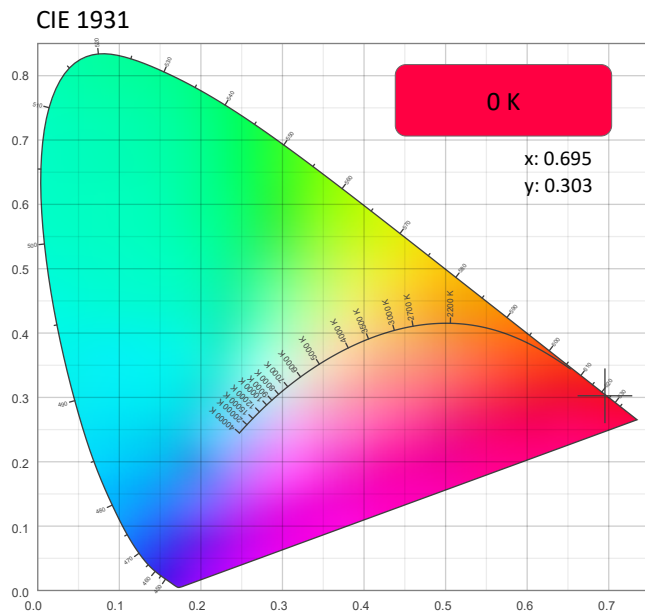
ISO Lux Diagram



Photometric & Chromaticity Report

Well Batten 14: Standard Optics - Red-12hrs

Chromaticity



CRI: 0.0 (R1-R8)

0	0	0	0	0	0	0	0	0	0	0	0	0	0	0
R1	R2	R3	R4	R5	R6	R7	R8	R9	R10	R11	R12	R13	R14	R15

CQS: 0.0

0	0	0	0	0	0	0	0	0	0	0	0	0	0	0
Q1	Q2	Q3	Q4	Q5	Q6	Q7	Q8	Q9	Q10	Q11	Q12	Q13	Q14	Q15

Color Parameters

Color Temperature	Color Coordinate CIE 1931	Color Coordinate CIE 1931
CCT	x	y
0 K	0.695	0.303

Color Deviation from Black Body Curve	Color Coordinate CIE 1964	Color Coordinate CIE 1964
Δuv	y	u
n/a	0.303	0.531

Color Rendering Index	Red Component	Color Quality Scale
CRI	CRI - R9	CQS
0.0	0.0	0.0

Television Lighting Consistency Index	Color Fidelity	Color Gamut
TLCI	TM30 - Rf	TM30 Rg
n/a	0.0	0.0

Photometric & Chromaticity Report

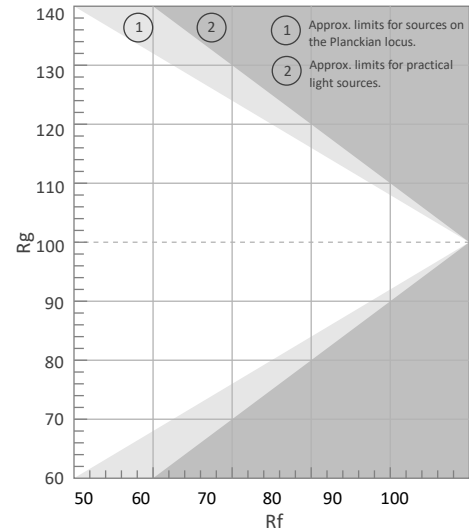
Well Batten 14: Standard Optics - Red-12hrs

TM-30 Details


Rf 0.0
Fidelity Index
(Rg)

Rg 0.0
Gammut Index (Rg)


Hue Bin	Rf	Graphic shifts (%)	
		Chroma	Hue
1	0	0%	0%
2	0	0%	0%
3	0	0%	0%
4	0	0%	0%
5	0	0%	0%
6	0	0%	0%
7	0	0%	0%
8	0	0%	0%
9	0	0%	0%
10	0	0%	0%
11	0	0%	0%
12	0	0%	0%
13	0	0%	0%
14	0	0%	0%
15	0	0%	0%
16	0	0%	0%



Color Vector Graphic



Color Distortion Graphic



Rf by Hue



Local Chroma Shift by Hue



Color Evaluation Sample



Photometric & Chromaticity Report

Well Batten 14: Standard Optics - Red-18hrs

Report Summary

Measurements

Fixture Output: 516 lm
Fixture Peak: 3101 cd
Fixture Efficacy: n/a lm/W
Intensity @ 5m: 124 lux
Color Temperature: 0 K
CRI: 0.0 CRI R9 Value: 0.0
CQS: 0.0
TLCI: n/a
TM-30 Rf: 0.0
TM-30 Rg: 0.0
Beam Angle (50%): 17.6°
Field Angle (10%): 35.9°
Cutoff Angle (3%): 63.8°

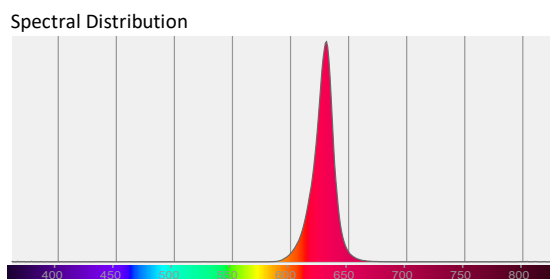
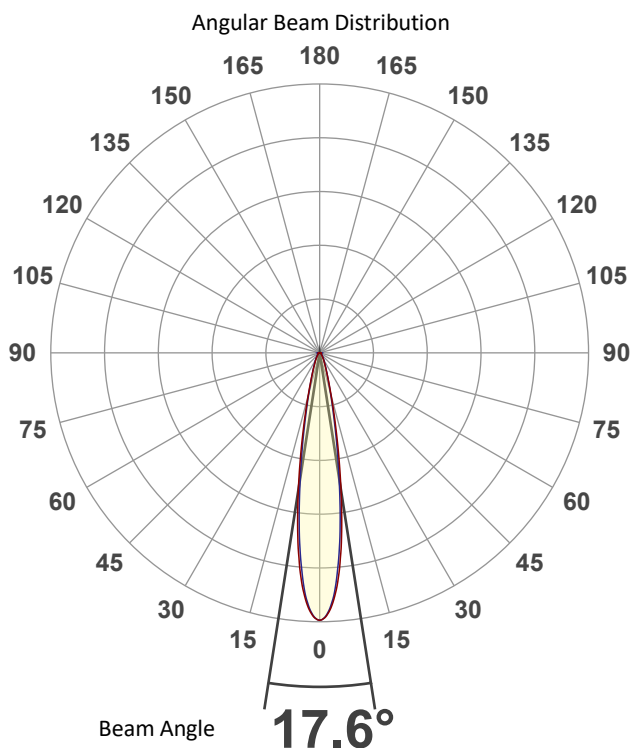


Conditions

AC Supply: 120 V, 60 Hz
Power: 0.0 W
Current: 0.000 A
Power Factor: n/a

This data sheet conforms to American National Standard E1.9 – 2007 (R2017). All data was measured and calculated by a Viso Systems LabSpion Goniometer at the Chauvet PD Optics Laboratory in Davie, FL on 1/8/2025 to LM-63-2002 Standards.

Overall Measurement



Tested Color (CIE 1931):

X: 0.695

Y: 0.303



Light Quality

CRI: 0.0

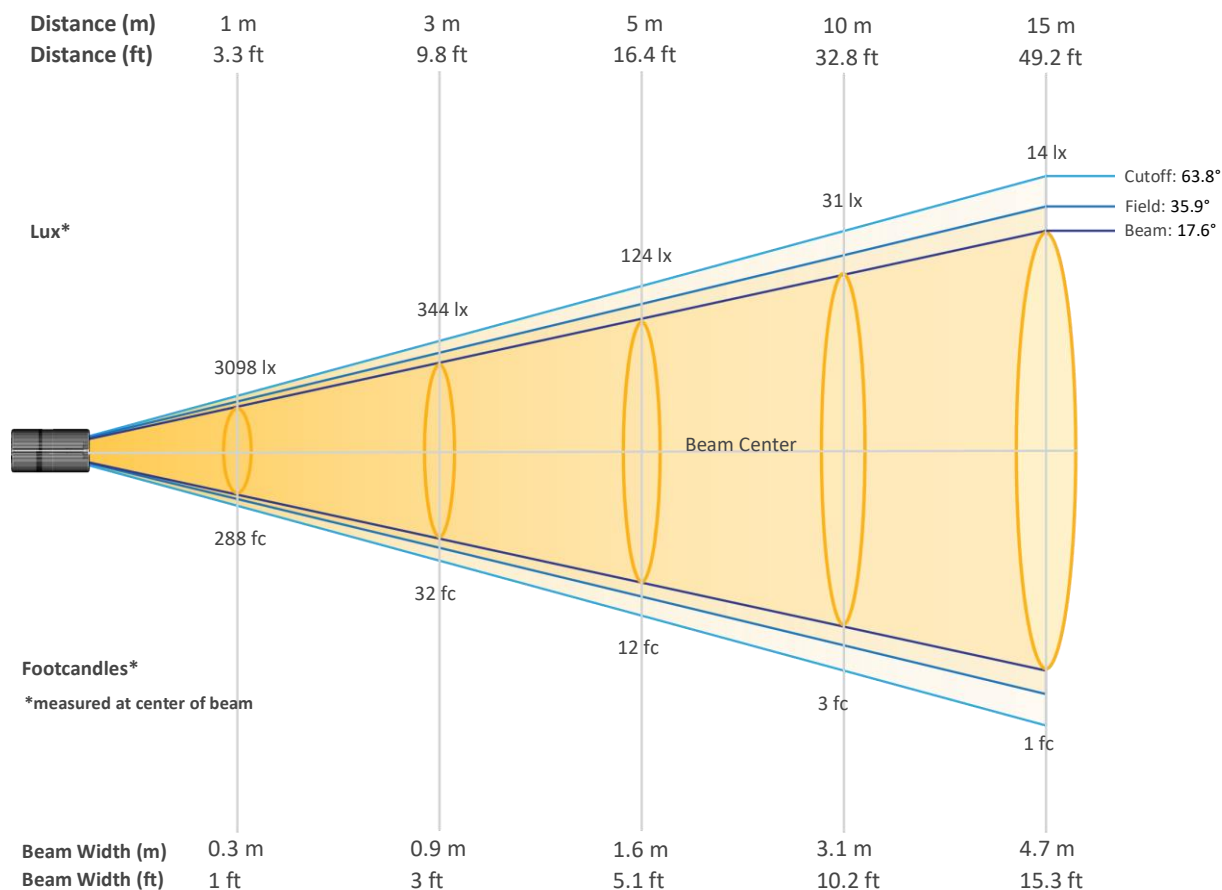
Color Temperature

0 K

Photometric & Chromaticity Report

Well Batten 14: Standard Optics - Red-18hrs

Beam Details

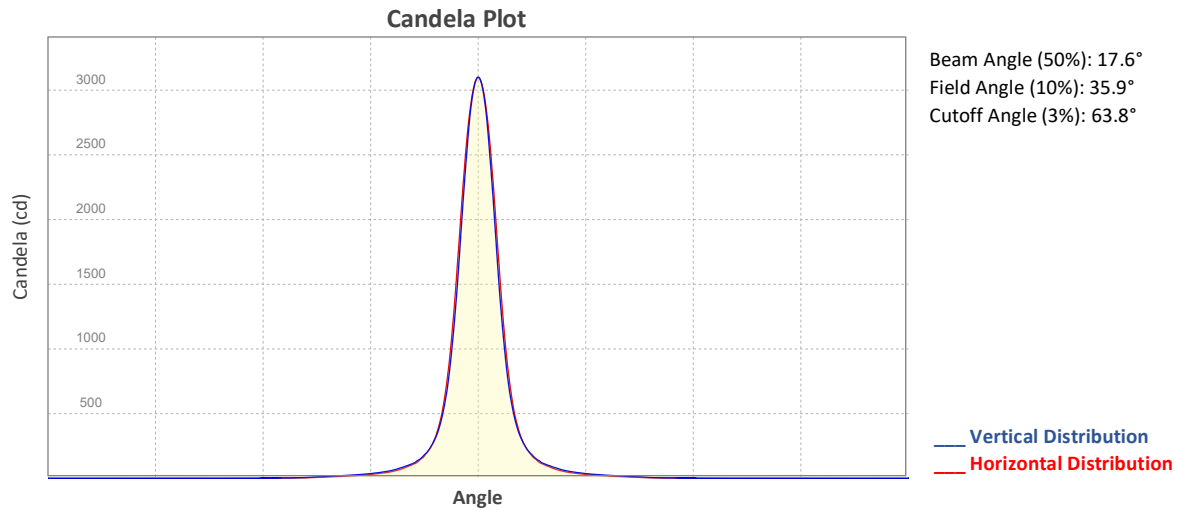


Beam Intensities from 1-20m (3.3-65.6ft)

Distance	1m	2m	3m	4m	5m	6m	7m	8m	9m	10m
Lux	3098	775	344	194	124	86	63	48	38	31
Distance	11m	12m	13m	14m	15m	16m	17m	18m	19m	20m
Lux	26	22	18	16	14	12	11	10	9	8
Distance	3.3ft	6.6ft	9.8ft	13.1ft	16.4ft	19.7ft	23ft	26.2ft	29.5ft	32.8ft
FC	288	72	32	18	12	8	6	4	4	3
Distance	36.1ft	39.4ft	42.7ft	45.9ft	49.2ft	52.5ft	55.8ft	59.1ft	62.3ft	65.6ft
FC	2	2	2	1	1	1	1	1	1	1

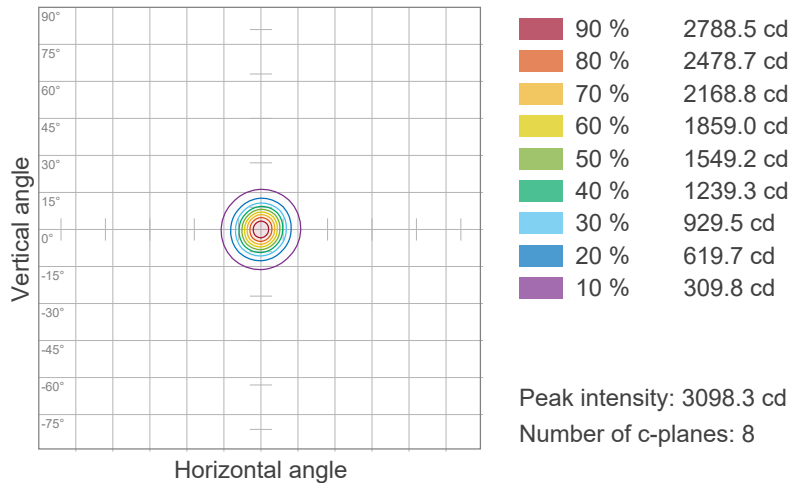
Photometric & Chromaticity Report

Well Batten 14: Standard Optics - Red-18hrs

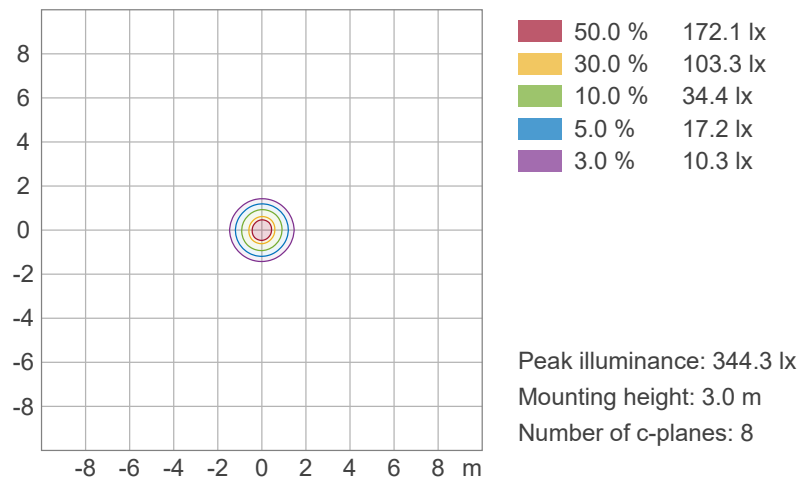


ISO Diagrams

ISO Candela Diagram



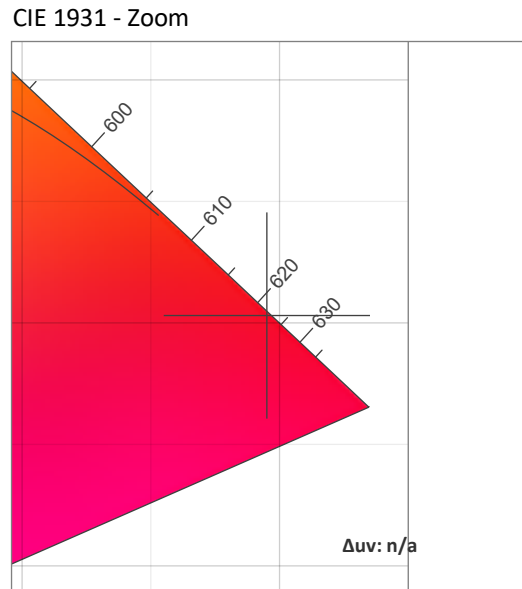
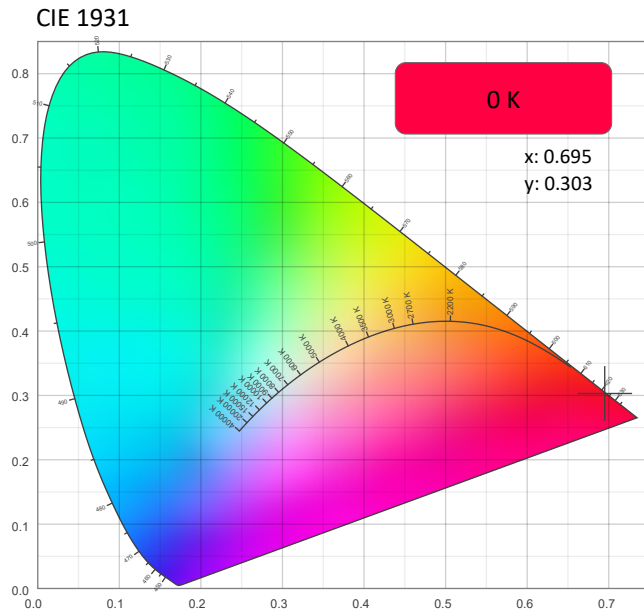
ISO Lux Diagram



Photometric & Chromaticity Report

Well Batten 14: Standard Optics - Red-18hrs

Chromaticity



CRI: 0.0 (R1-R8)

0	0	0	0	0	0	0	0	0	0	0	0	0	0	0	0
R1	R2	R3	R4	R5	R6	R7	R8	R9	R10	R11	R12	R13	R14	R15	

CQS: 0.0

0	0	0	0	0	0	0	0	0	0	0	0	0	0	0	0
Q1	Q2	Q3	Q4	Q5	Q6	Q7	Q8	Q9	Q10	Q11	Q12	Q13	Q14	Q15	

Color Parameters

Color Temperature	Color Coordinate CIE 1931	Color Coordinate CIE 1931
CCT	x	y
0 K	0.695	0.303

Color Deviation from Black Body Curve	Color Coordinate CIE 1964	Color Coordinate CIE 1964
Δuv	y	u
n/a	0.303	0.530

Color Rendering Index	Red Component	Color Quality Scale
CRI	CRI - R9	CQS
0.0	0.0	0.0

Television Lighting Consistency Index	Color Fidelity	Color Gamut
TLCI	TM30 - Rf	TM30 Rg
n/a	0.0	0.0

Photometric & Chromaticity Report

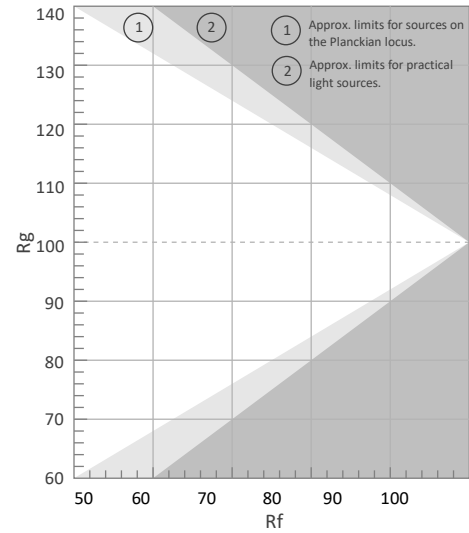
Well Batten 14: Standard Optics - Red-18hrs

TM-30 Details


Rf 0.0
Fidelity Index (Rg)

Rg 0.0
Gammut Index (Rg)


Hue Bin	Rf	Graphic shifts (%)	
		Chroma	Hue
1	0	0%	0%
2	0	0%	0%
3	0	0%	0%
4	0	0%	0%
5	0	0%	0%
6	0	0%	0%
7	0	0%	0%
8	0	0%	0%
9	0	0%	0%
10	0	0%	0%
11	0	0%	0%
12	0	0%	0%
13	0	0%	0%
14	0	0%	0%
15	0	0%	0%
16	0	0%	0%




Color Vector Graphic



Color Distortion Graphic




Rf by Hue



Local Chroma Shift by Hue



Color Evaluation Sample



Photometric & Chromaticity Report

Well Batten 14: Standard Optics - Red-AC

Report Summary

Measurements

Fixture Output: 1809 lm
Fixture Peak: 11009 cd
Fixture Efficacy: 42 lm/W
Intensity @ 5m: 440 lux
Color Temperature: 0 K
CRI: 0.0 CRI R9 Value: 0.0
CQS: 0.0
TLCI: n/a
TM-30 Rf: 0.0
TM-30 Rg: 0.0
Beam Angle (50%): 17.6°
Field Angle (10%): 35.9°
Cutoff Angle (3%): 63.5°

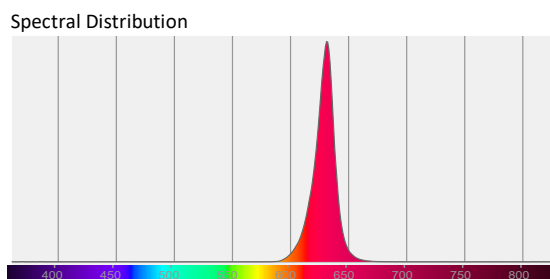
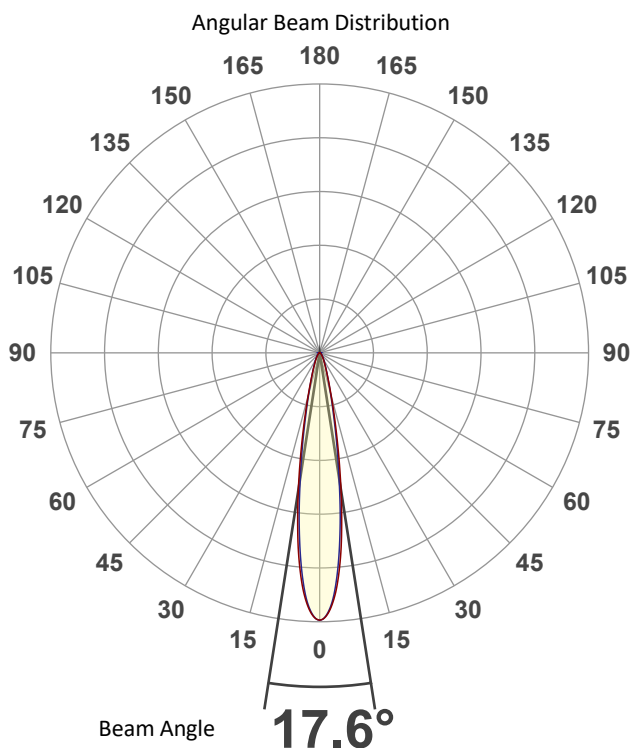


Conditions

AC Supply: 119 V, 60 Hz
Power: 43.42 W
Current: 0.364 A
Power Factor: 0.99

This data sheet conforms to American National Standard E1.9 – 2007 (R2017). All data was measured and calculated by a Viso Systems LabSpion Goniometer at the Chauvet PD Optics Laboratory in Davie, FL on 1/8/2025 to LM-63-2002 Standards.

Overall Measurement



Tested Color (CIE 1931):

X: 0.697

Y: 0.302



Light Quality

CRI: 0.0

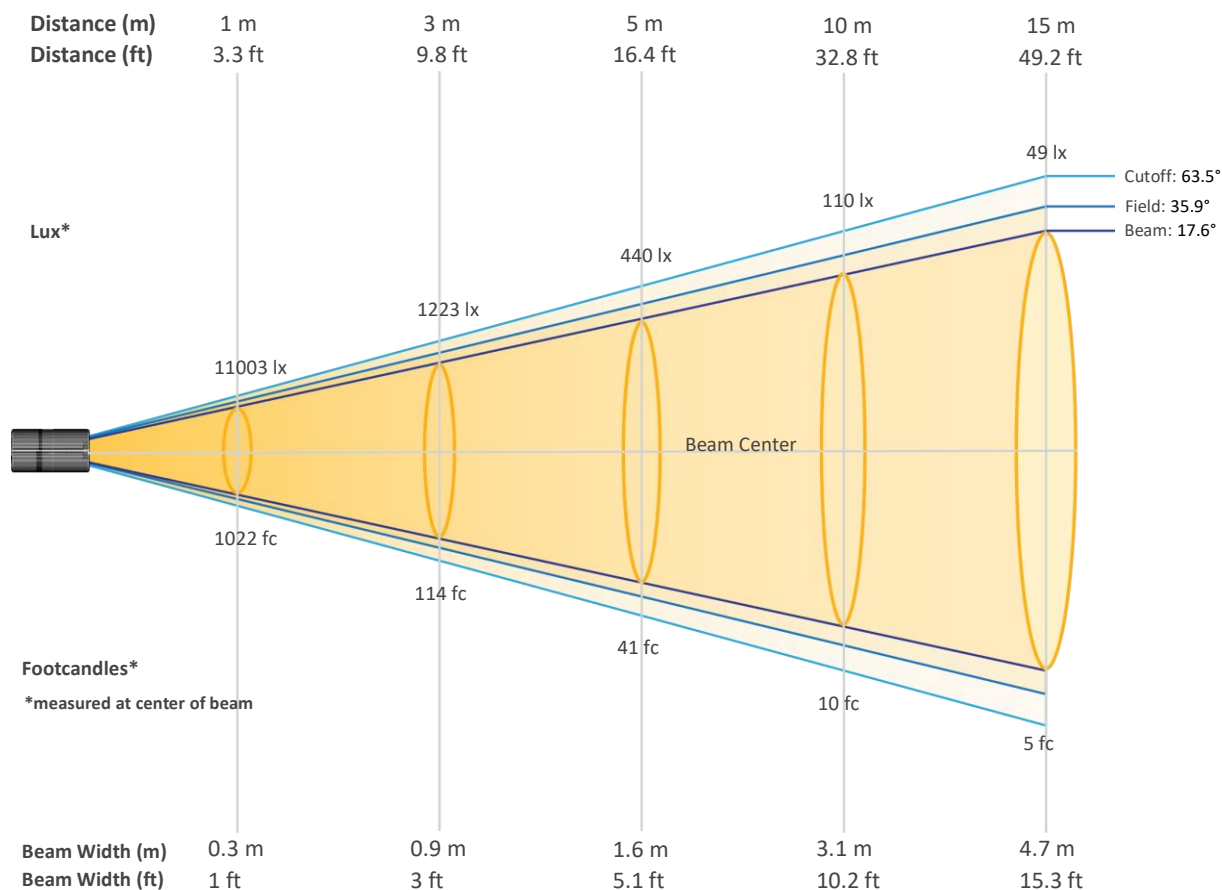
Color Temperature

0 K

Photometric & Chromaticity Report

Well Batten 14: Standard Optics - Red-AC

Beam Details

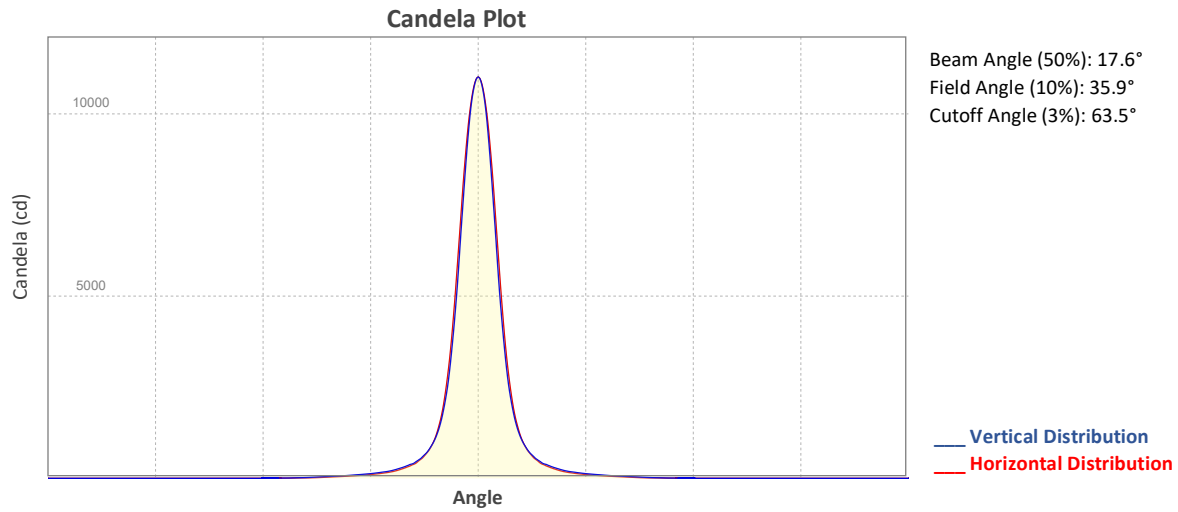


Beam Intensities from 1-20m (3.3-65.6ft)

Distance	1m	2m	3m	4m	5m	6m	7m	8m	9m	10m
Lux	11003	2751	1223	688	440	306	225	172	136	110
Distance	11m	12m	13m	14m	15m	16m	17m	18m	19m	20m
Lux	91	76	65	56	49	43	38	34	30	28
Distance	3.3ft	6.6ft	9.8ft	13.1ft	16.4ft	19.7ft	23ft	26.2ft	29.5ft	32.8ft
FC	1022	256	114	64	41	28	21	16	13	10
Distance	36.1ft	39.4ft	42.7ft	45.9ft	49.2ft	52.5ft	55.8ft	59.1ft	62.3ft	65.6ft
FC	8	7	6	5	5	4	4	3	3	3

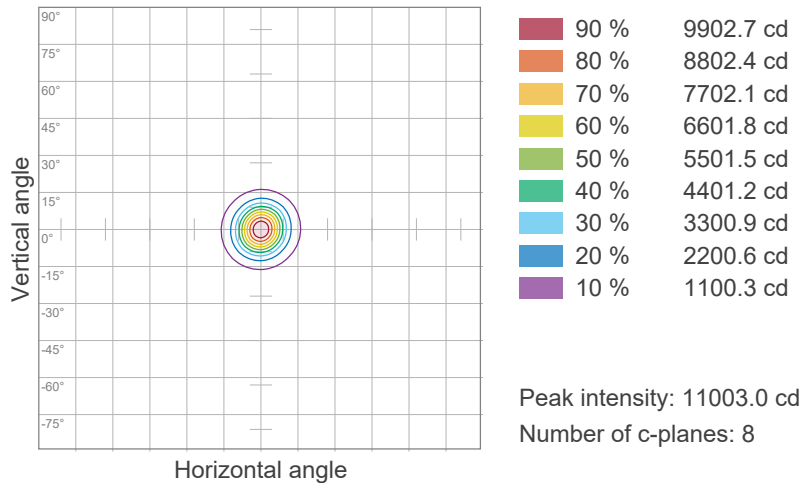
Photometric & Chromaticity Report

Well Batten 14: Standard Optics - Red-AC

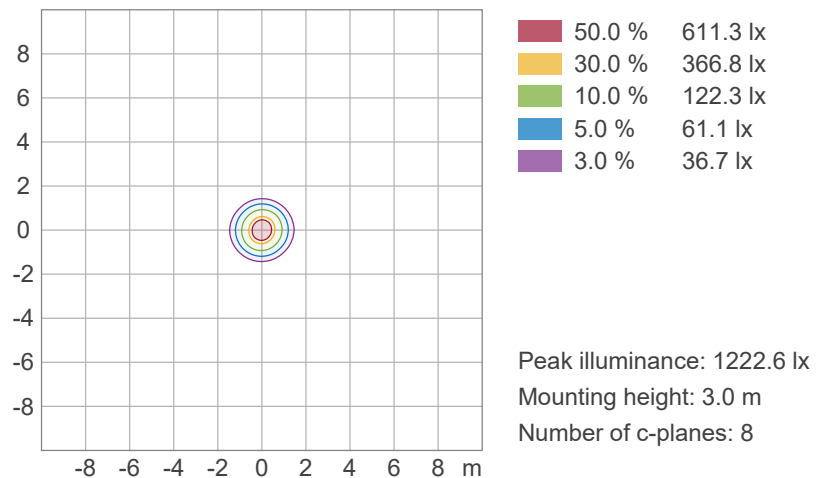


ISO Diagrams

ISO Candela Diagram



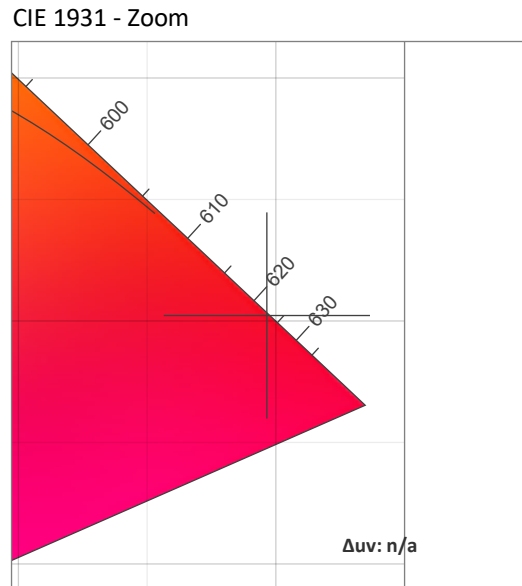
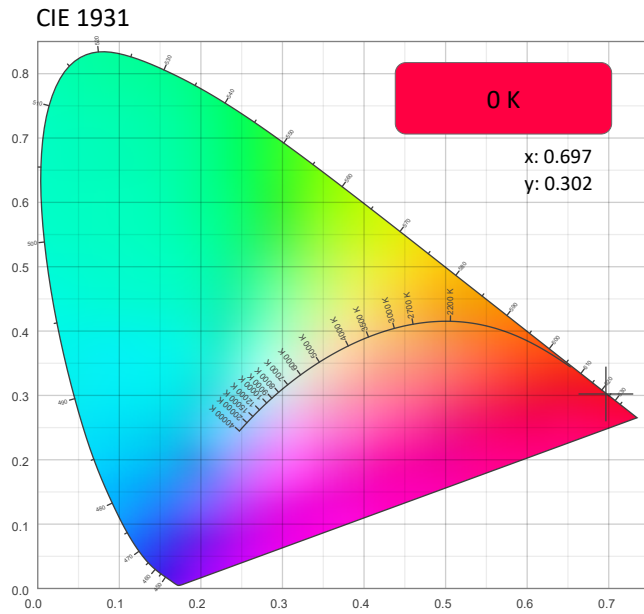
ISO Lux Diagram



Photometric & Chromaticity Report

Well Batten 14: Standard Optics - Red-AC

Chromaticity



CRI: 0.0 (R1-R8)

0	0	0	0	0	0	0	0	0	0	0	0	0	0	0	0
R1	R2	R3	R4	R5	R6	R7	R8	R9	R10	R11	R12	R13	R14	R15	

CQS: 0.0

0	0	0	0	0	0	0	0	0	0	0	0	0	0	0	0
Q1	Q2	Q3	Q4	Q5	Q6	Q7	Q8	Q9	Q10	Q11	Q12	Q13	Q14	Q15	

Color Parameters

Color Temperature	Color Coordinate CIE 1931	Color Coordinate CIE 1931
CCT	x	y
0 K	0.697	0.302

Color Deviation from Black Body Curve	Color Coordinate CIE 1964	Color Coordinate CIE 1964
Δuv	y	u
n/a	0.302	0.532

Color Rendering Index	Red Component	Color Quality Scale
CRI	CRI - R9	CQS
0.0	0.0	0.0

Television Lighting Consistency Index	Color Fidelity	Color Gamut
TLCI	TM30 - Rf	TM30 Rg
n/a	0.0	0.0

Photometric & Chromaticity Report

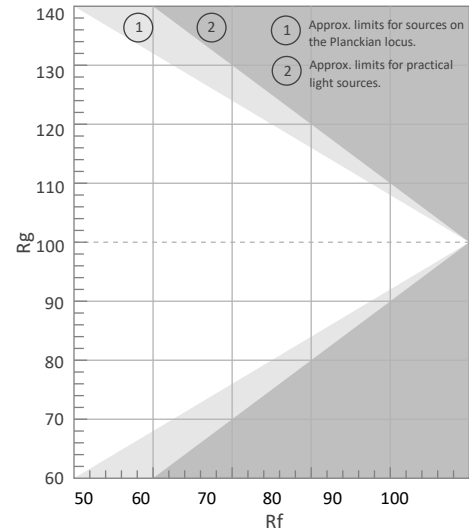
Well Batten 14: Standard Optics - Red-AC

TM-30 Details


Rf 0.0
Fidelity Index
(Rg)

Rg 0.0
Gammut Index (Rg)

Hue Bin	Rf	Graphic shifts (%)	
		Chroma	Hue
1	0	0%	0%
2	0	0%	0%
3	0	0%	0%
4	0	0%	0%
5	0	0%	0%
6	0	0%	0%
7	0	0%	0%
8	0	0%	0%
9	0	0%	0%
10	0	0%	0%
11	0	0%	0%
12	0	0%	0%
13	0	0%	0%
14	0	0%	0%
15	0	0%	0%
16	0	0%	0%




Color Vector Graphic



Color Distortion Graphic




Rf by Hue



Local Chroma Shift by Hue



Color Evaluation Sample



Photometric & Chromaticity Report

Well Batten 14: Standard Optics - Red-Off

Report Summary

Measurements

Fixture Output: 1773 lm
Fixture Peak: 10832 cd
Fixture Efficacy: n/a lm/W
Intensity @ 5m: 433 lux
Color Temperature: 0 K
CRI: 0.0 CRI R9 Value: 0.0
CQS: 0.0
TLCI: n/a
TM-30 Rf: 0.0
TM-30 Rg: 0.0
Beam Angle (50%): 17.6°
Field Angle (10%): 35.9°
Cutoff Angle (3%): 63.5°

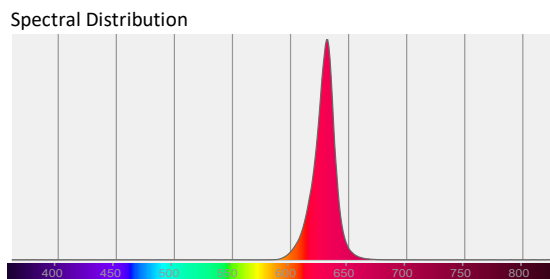
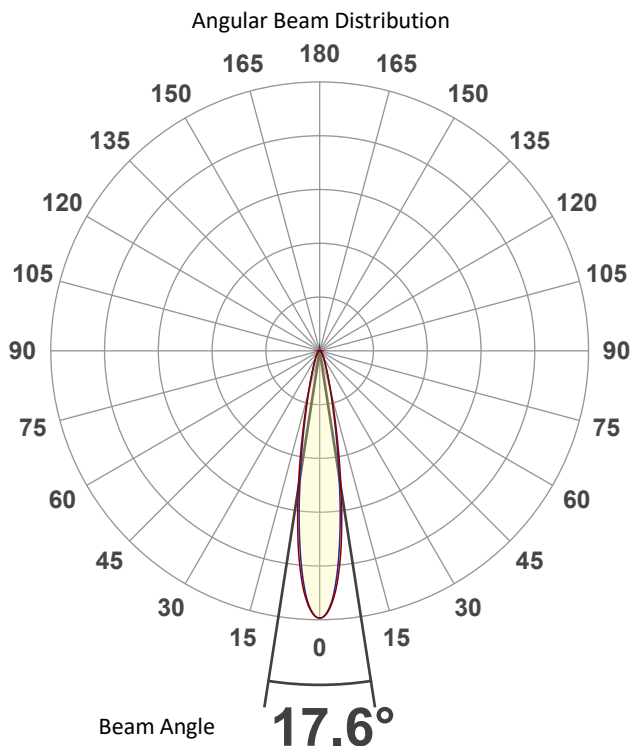


Conditions

AC Supply: 120 V, 60 Hz
Power: 0.0 W
Current: 0.000 A
Power Factor: n/a

This data sheet conforms to American National Standard E1.9 – 2007 (R2017). All data was measured and calculated by a Viso Systems LabSpion Goniometer at the Chauvet PD Optics Laboratory in Davie, FL on 1/8/2025 to LM-63-2002 Standards.

Overall Measurement



Tested Color (CIE 1931):

X: 0.697

Y: 0.302



Light Quality

CRI: 0.0

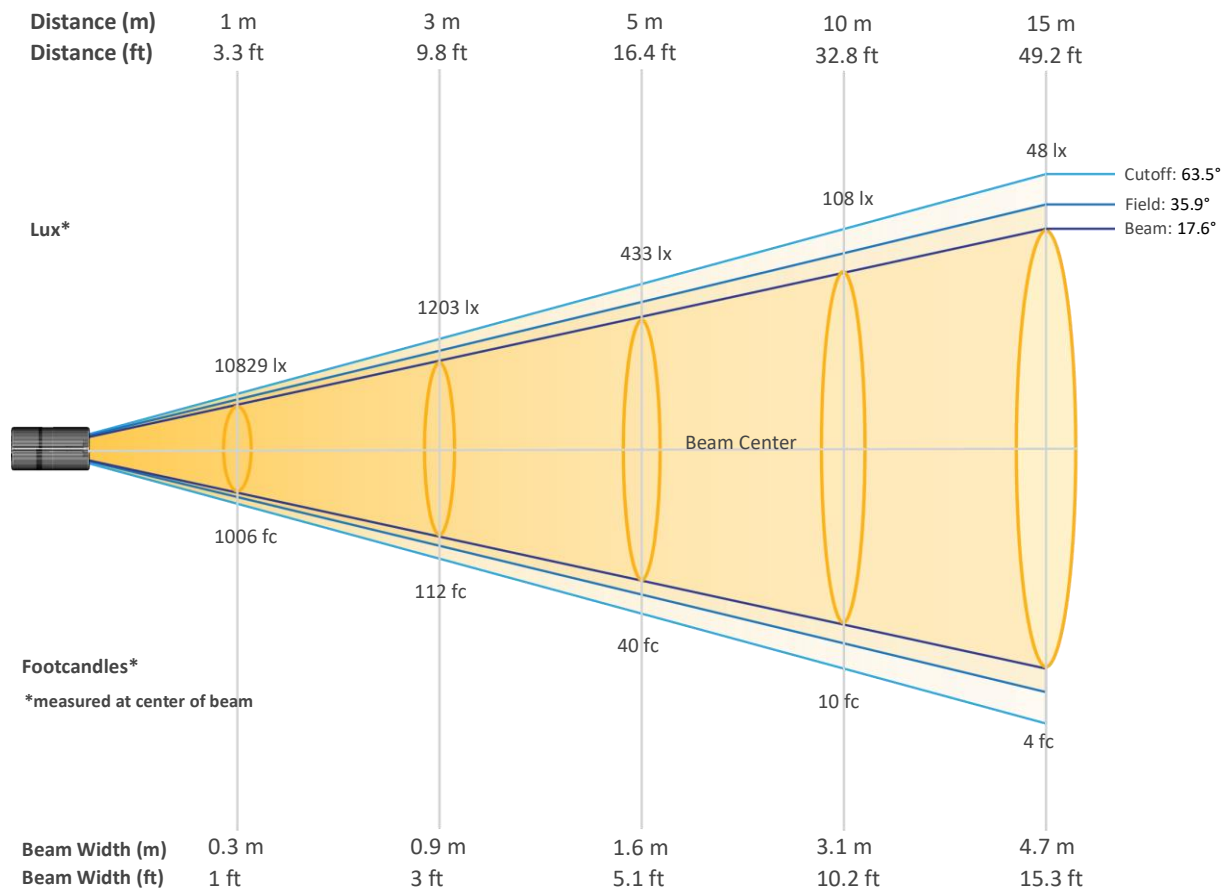
Color Temperature

0 K

Photometric & Chromaticity Report

Well Batten 14: Standard Optics - Red-Off

Beam Details

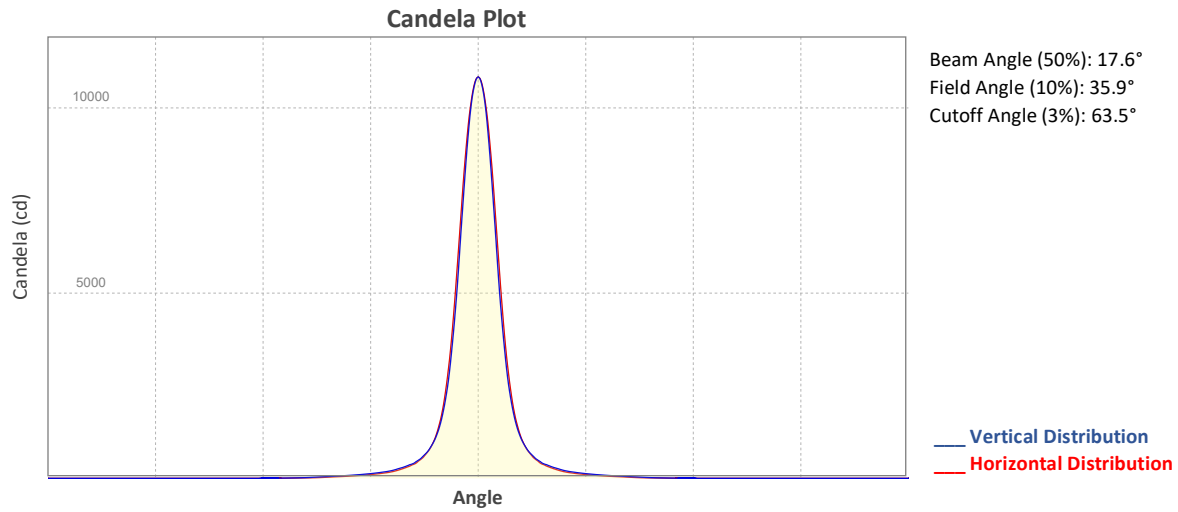


Beam Intensities from 1-20m (3.3-65.6ft)

Distance	1m	2m	3m	4m	5m	6m	7m	8m	9m	10m
Lux	10829	2707	1203	677	433	301	221	169	134	108
Distance	11m	12m	13m	14m	15m	16m	17m	18m	19m	20m
Lux	89	75	64	55	48	42	37	33	30	27
Distance	3.3ft	6.6ft	9.8ft	13.1ft	16.4ft	19.7ft	23ft	26.2ft	29.5ft	32.8ft
FC	1006	252	112	63	40	28	21	16	12	10
Distance	36.1ft	39.4ft	42.7ft	45.9ft	49.2ft	52.5ft	55.8ft	59.1ft	62.3ft	65.6ft
FC	8	7	6	5	4	4	3	3	3	3

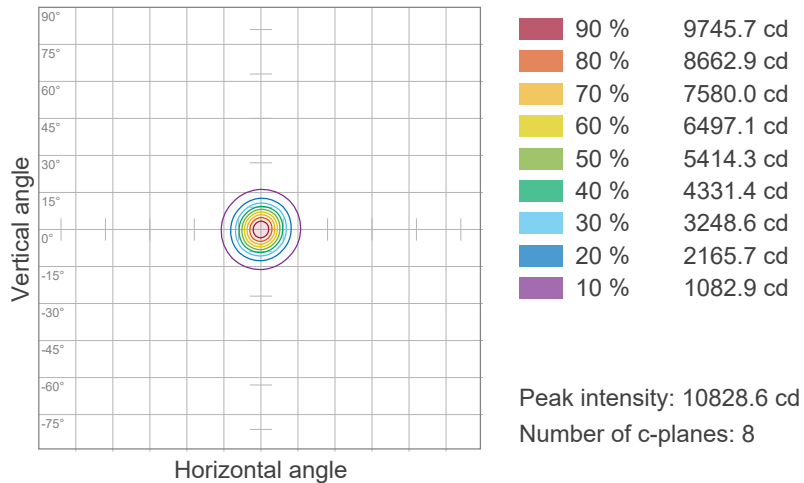
Photometric & Chromaticity Report

Well Batten 14: Standard Optics - Red-Off

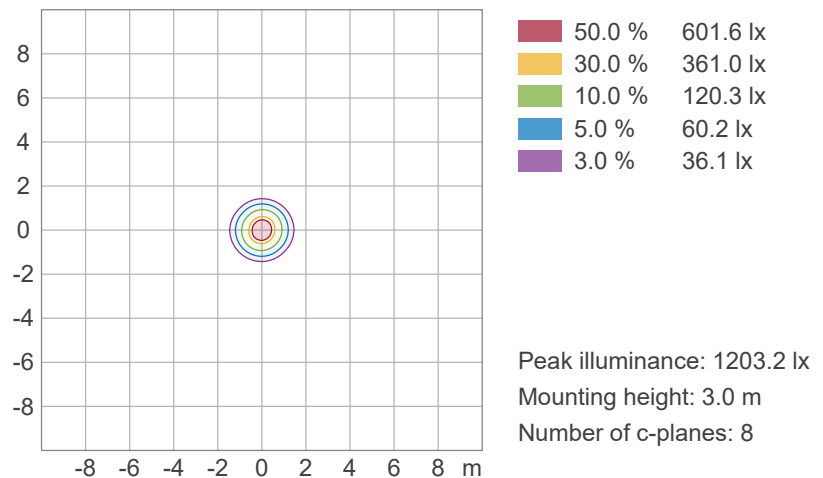


ISO Diagrams

ISO Candela Diagram



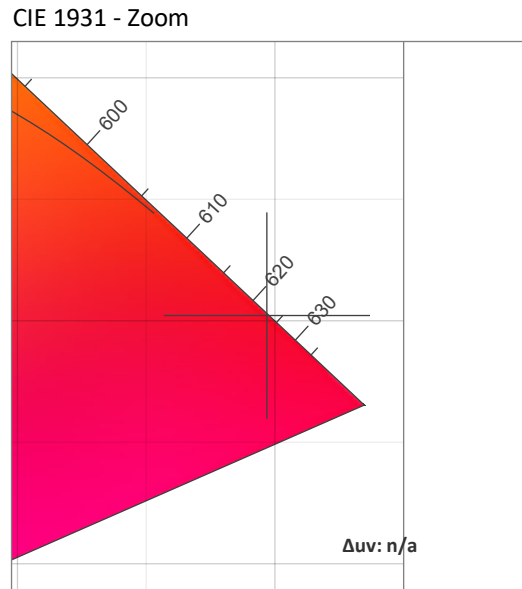
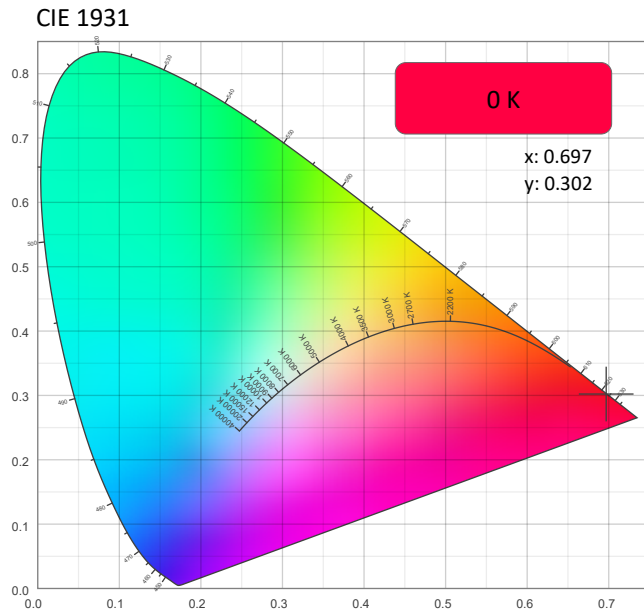
ISO Lux Diagram



Photometric & Chromaticity Report

Well Batten 14: Standard Optics - Red-Off

Chromaticity



CRI: 0.0 (R1-R8)

0	0	0	0	0	0	0	0	0	0	0	0	0	0	0
R1	R2	R3	R4	R5	R6	R7	R8	R9	R10	R11	R12	R13	R14	R15

CQS: 0.0

0	0	0	0	0	0	0	0	0	0	0	0	0	0	0
Q1	Q2	Q3	Q4	Q5	Q6	Q7	Q8	Q9	Q10	Q11	Q12	Q13	Q14	Q15

Color Parameters

Color Temperature	Color Coordinate CIE 1931	Color Coordinate CIE 1931
CCT	x	y
0 K	0.697	0.302

Color Deviation from Black Body Curve	Color Coordinate CIE 1964	Color Coordinate CIE 1964
Δuv	y	u
n/a	0.302	0.533

Color Rendering Index	Red Component	Color Quality Scale
CRI	CRI - R9	CQS
0.0	0.0	0.0

Television Lighting Consistency Index	Color Fidelity	Color Gamut
TLCI	TM30 - Rf	TM30 Rg
n/a	0.0	0.0

Photometric & Chromaticity Report

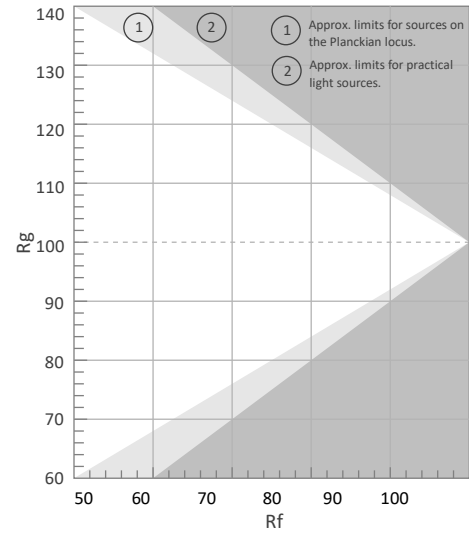
Well Batten 14: Standard Optics - Red-Off

TM-30 Details


Rf 0.0
Fidelity Index (Rg)

Rg 0.0
Gammut Index (Rg)


Hue Bin	Rf	Graphic shifts (%)	
		Chroma	Hue
1	0	0%	0%
2	0	0%	0%
3	0	0%	0%
4	0	0%	0%
5	0	0%	0%
6	0	0%	0%
7	0	0%	0%
8	0	0%	0%
9	0	0%	0%
10	0	0%	0%
11	0	0%	0%
12	0	0%	0%
13	0	0%	0%
14	0	0%	0%
15	0	0%	0%
16	0	0%	0%




Color Vector Graphic



Color Distortion Graphic




Rf by Hue



Local Chroma Shift by Hue



Color Evaluation Sample



Photometric & Chromaticity Report

Well Batten 14: Standard Optics - Green-5hrs

Report Summary

Measurements

Fixture Output: 3106 lm
Fixture Peak: 22282 cd
Fixture Efficacy: n/a lm/W
Intensity @ 5m: 891 lux
Color Temperature: 0 K
CRI: 0.0 CRI R9 Value: 0.0
CQS: 0.0
TLCI: n/a
TM-30 Rf: 0.0
TM-30 Rg: 0.0
Beam Angle (50%): 15.6°
Field Angle (10%): 32.7°
Cutoff Angle (3%): 59.6°

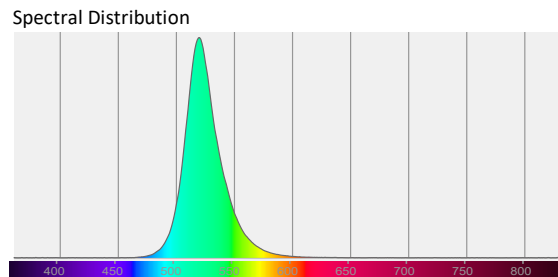
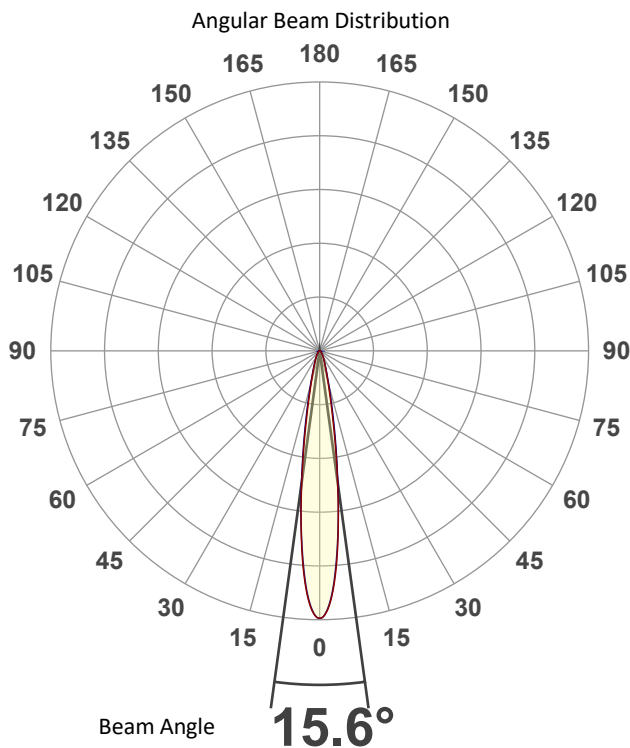


Conditions

AC Supply: 120 V, 60 Hz
Power: 0.0 W
Current: 0.000 A
Power Factor: n/a

This data sheet conforms to American National Standard E1.9 – 2007 (R2017). All data was measured and calculated by a Viso Systems LabSpion Goniometer at the Chauvet PD Optics Laboratory in Davie, FL on 1/8/2025 to LM-63-2002 Standards.

Overall Measurement



Tested Color (CIE 1931):

X: 0.160

Y: 0.739



Light Quality

CRI: 0.0

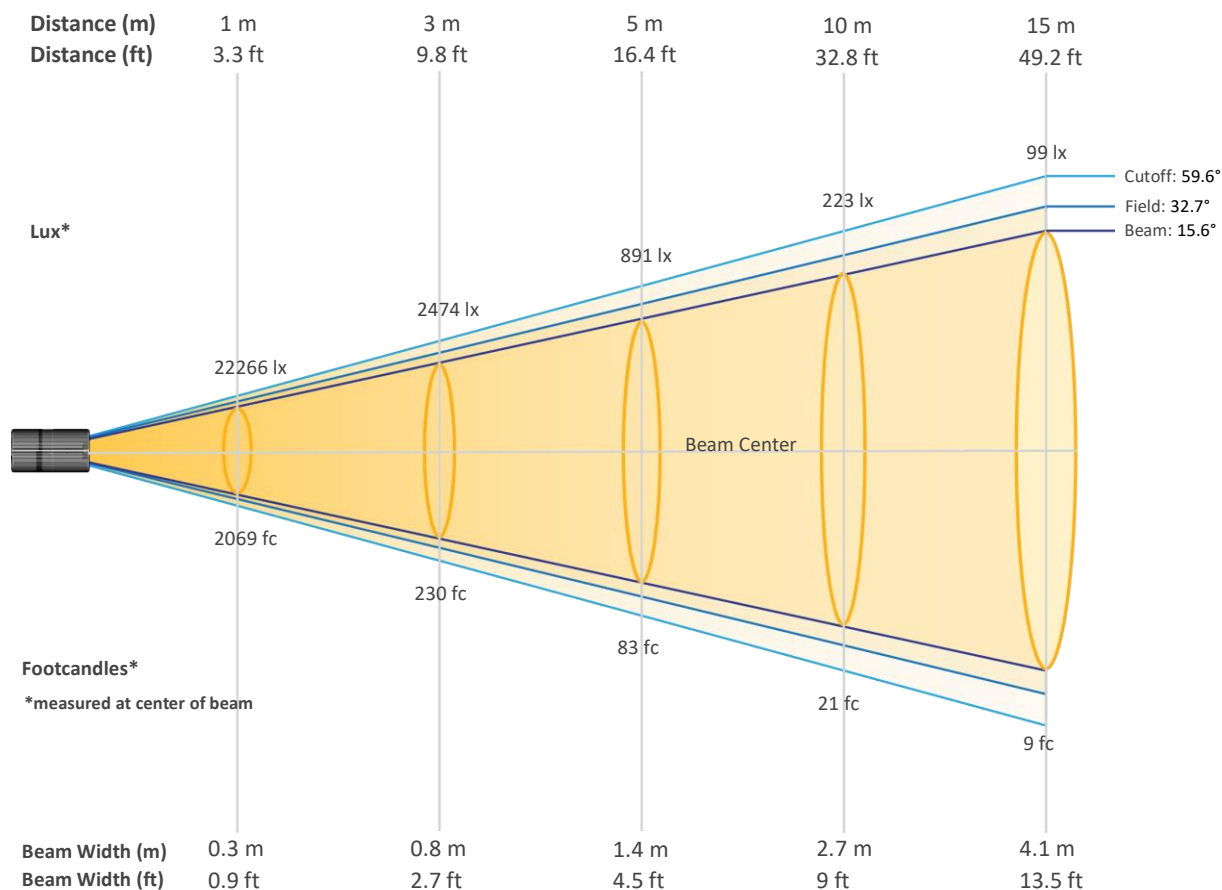
Color Temperature

0 K

Photometric & Chromaticity Report

Well Batten 14: Standard Optics - Green-5hrs

Beam Details

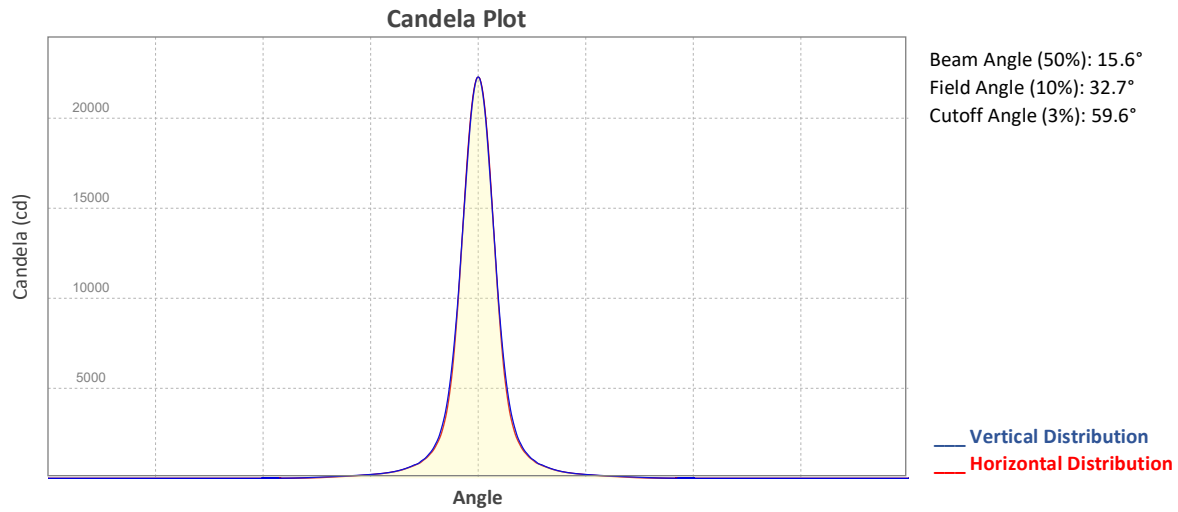


Beam Intensities from 1-20m (3.3-65.6ft)

Distance	1m	2m	3m	4m	5m	6m	7m	8m	9m	10m
Lux	22266	5567	2474	1392	891	619	454	348	275	223
Distance	11m	12m	13m	14m	15m	16m	17m	18m	19m	20m
Lux	184	155	132	114	99	87	77	69	62	56
Distance	3.3ft	6.6ft	9.8ft	13.1ft	16.4ft	19.7ft	23ft	26.2ft	29.5ft	32.8ft
FC	2069	517	230	129	83	57	42	32	26	21
Distance	36.1ft	39.4ft	42.7ft	45.9ft	49.2ft	52.5ft	55.8ft	59.1ft	62.3ft	65.6ft
FC	17	14	12	11	9	8	7	6	6	5

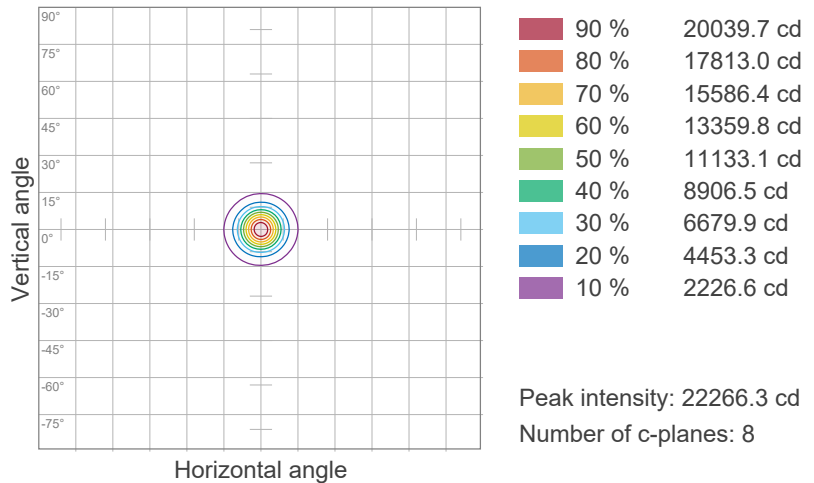
Photometric & Chromaticity Report

Well Batten 14: Standard Optics - Green-5hrs

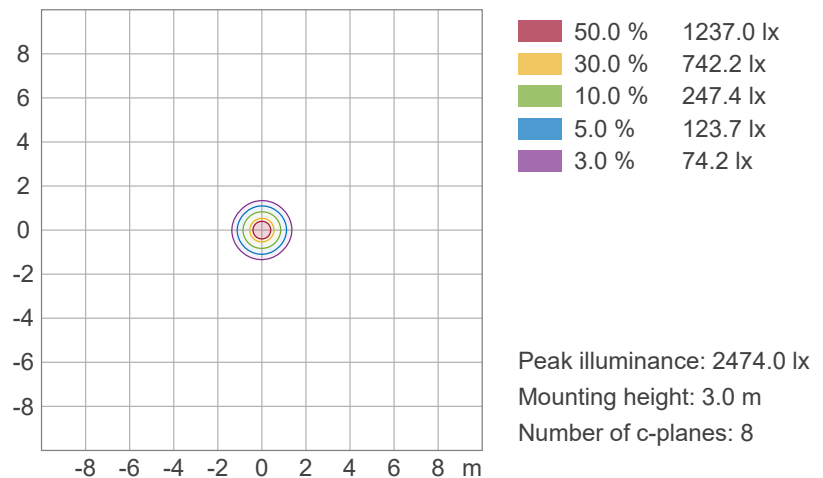


ISO Diagrams

ISO Candela Diagram



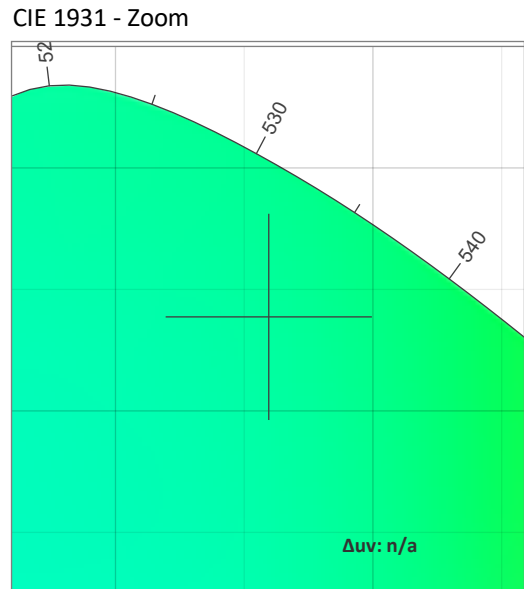
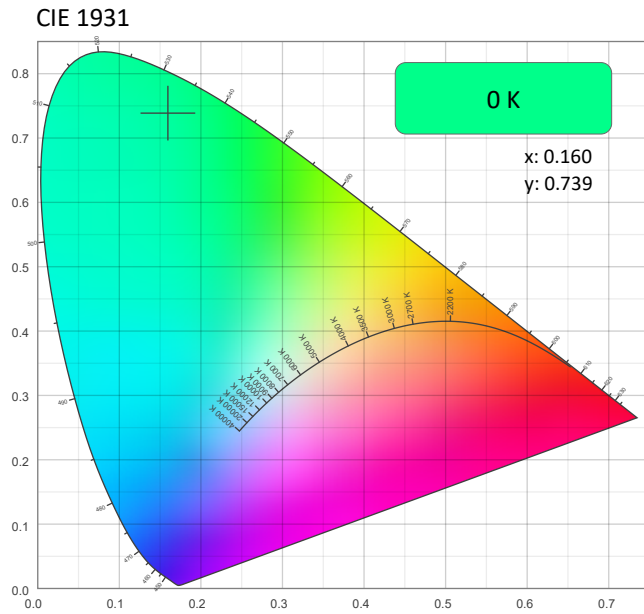
ISO Lux Diagram



Photometric & Chromaticity Report

Well Batten 14: Standard Optics - Green-5hrs

Chromaticity



CRI: 0.0 (R1-R8)

0	0	0	0	0	0	0	0	0	0	0	0	0	0	0
R1	R2	R3	R4	R5	R6	R7	R8	R9	R10	R11	R12	R13	R14	R15

CQS: 0.0

0	0	0	0	0	0	0	0	0	0	0	0	0	0	0
Q1	Q2	Q3	Q4	Q5	Q6	Q7	Q8	Q9	Q10	Q11	Q12	Q13	Q14	Q15

Color Parameters

Color Temperature	Color Coordinate CIE 1931	Color Coordinate CIE 1931
CCT	x	y
0 K	0.160	0.739

Color Deviation from Black Body Curve	Color Coordinate CIE 1964	Color Coordinate CIE 1964
Δuv	y	u
n/a	0.739	0.055

Color Rendering Index	Red Component	Color Quality Scale
CRI	CRI - R9	CQS
0.0	0.0	0.0

Television Lighting Consistency Index	Color Fidelity	Color Gamut
TLCI	TM30 - Rf	TM30 Rg
n/a	0.0	0.0

Photometric & Chromaticity Report

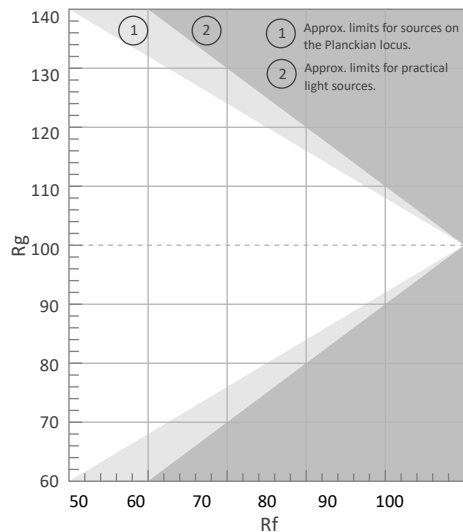
Well Batten 14: Standard Optics - Green-5hrs

TM-30 Details


Rf 0.0
Fidelity Index
(Rg)

Rg 0.0
Gammut Index (Rg)


Hue Bin	Rf	Graphic shifts (%)	
		Chroma	Hue
1	0	0%	0%
2	0	0%	0%
3	0	0%	0%
4	0	0%	0%
5	0	0%	0%
6	0	0%	0%
7	0	0%	0%
8	0	0%	0%
9	0	0%	0%
10	0	0%	0%
11	0	0%	0%
12	0	0%	0%
13	0	0%	0%
14	0	0%	0%
15	0	0%	0%
16	0	0%	0%




Color Vector Graphic



Color Distortion Graphic




Rf by Hue



Local Chroma Shift by Hue



Color Evaluation Sample



Photometric & Chromaticity Report

Well Batten 14: Standard Optics - Green-8hrs

Report Summary

Measurements

Fixture Output: 1948 lm
Fixture Peak: 13893 cd
Fixture Efficacy: n/a lm/W
Intensity @ 5m: 555 lux
Color Temperature: 0 K
CRI: 0.0 CRI R9 Value: 0.0
CQS: 0.0
TLCI: n/a
TM-30 Rf: 0.0
TM-30 Rg: 0.0
Beam Angle (50%): 15.6°
Field Angle (10%): 32.8°
Cutoff Angle (3%): 59.8°

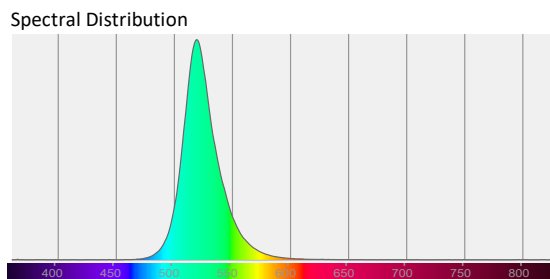
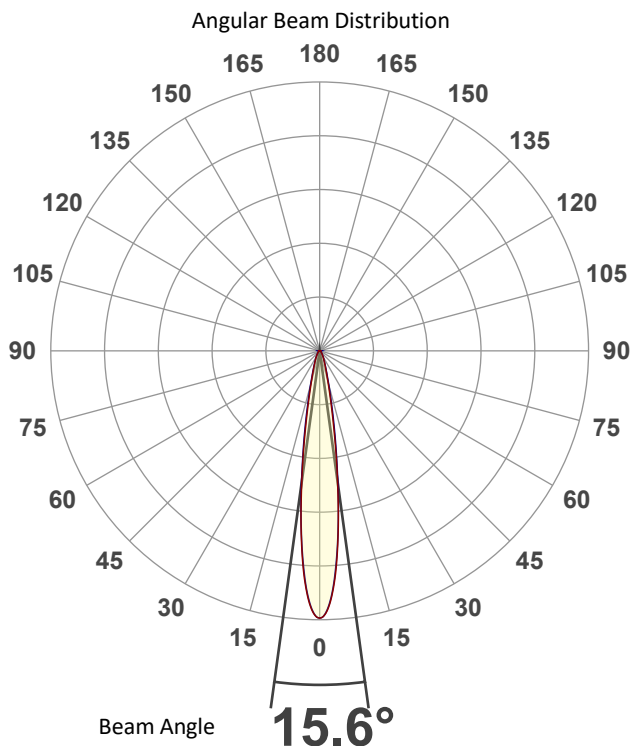


Conditions

AC Supply: 120 V, 60 Hz
Power: 0.0 W
Current: 0.000 A
Power Factor: n/a

This data sheet conforms to American National Standard E1.9 – 2007 (R2017). All data was measured and calculated by a Viso Systems LabSpion Goniometer at the Chauvet PD Optics Laboratory in Davie, FL on 1/8/2025 to LM-63-2002 Standards.


Overall Measurement



Tested Color (CIE 1931):

X: 0.158

Y: 0.740



Light Quality

CRI: 0.0

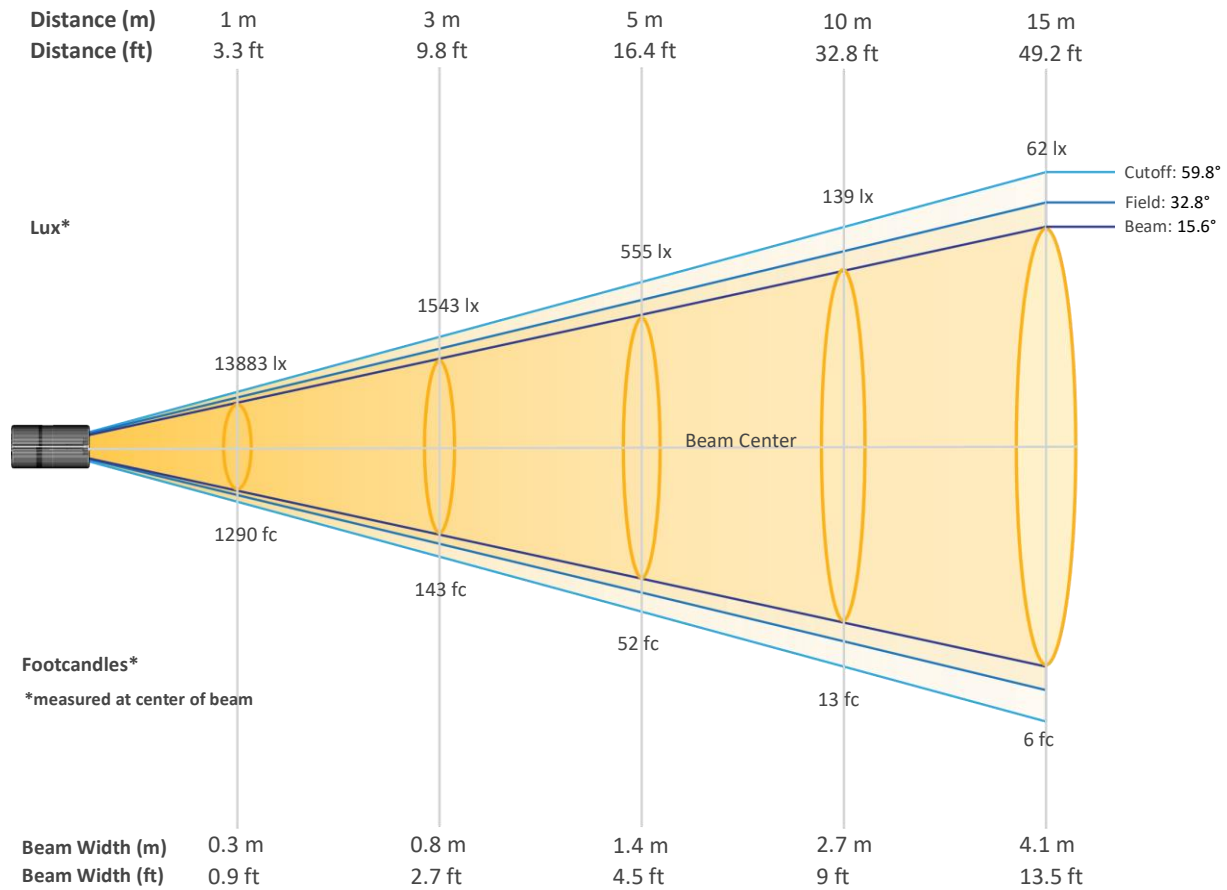
Color Temperature

0 K

Photometric & Chromaticity Report

Well Batten 14: Standard Optics - Green-8hrs

Beam Details

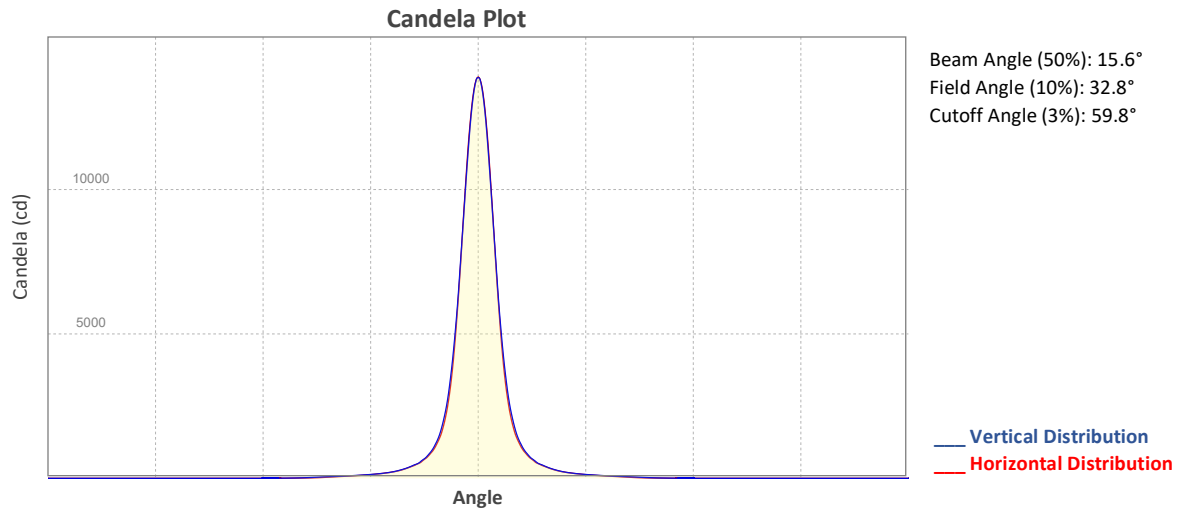


Beam Intensities from 1-20m (3.3-65.6ft)

Distance	1m	2m	3m	4m	5m	6m	7m	8m	9m	10m
Lux	13883	3471	1543	868	555	386	283	217	171	139
Distance	11m	12m	13m	14m	15m	16m	17m	18m	19m	20m
Lux	115	96	82	71	62	54	48	43	38	35
Distance	3.3ft	6.6ft	9.8ft	13.1ft	16.4ft	19.7ft	23ft	26.2ft	29.5ft	32.8ft
FC	1290	322	143	81	52	36	26	20	16	13
Distance	36.1ft	39.4ft	42.7ft	45.9ft	49.2ft	52.5ft	55.8ft	59.1ft	62.3ft	65.6ft
FC	11	9	8	7	6	5	4	4	4	3

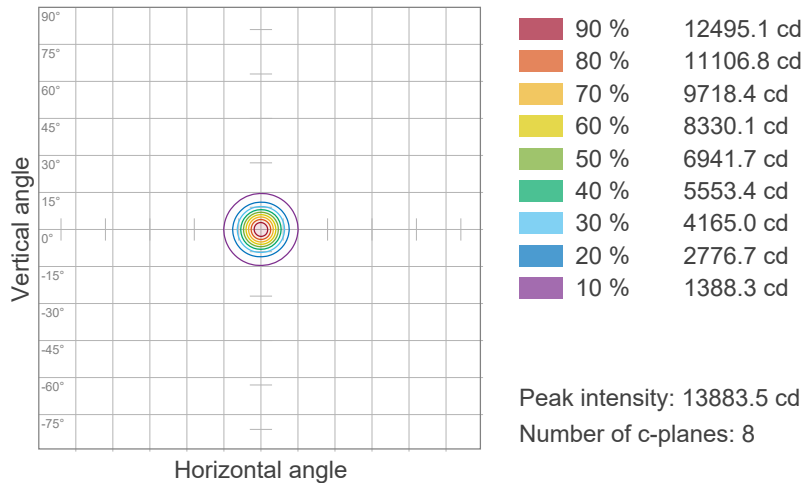
Photometric & Chromaticity Report

Well Batten 14: Standard Optics - Green-8hrs

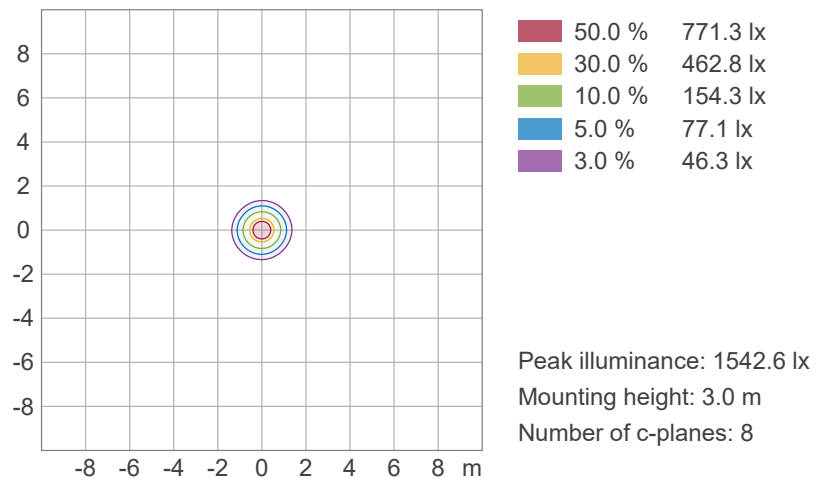


ISO Diagrams

ISO Candela Diagram



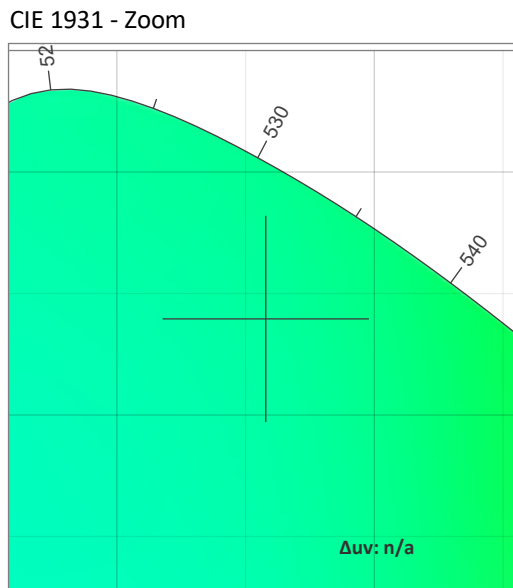
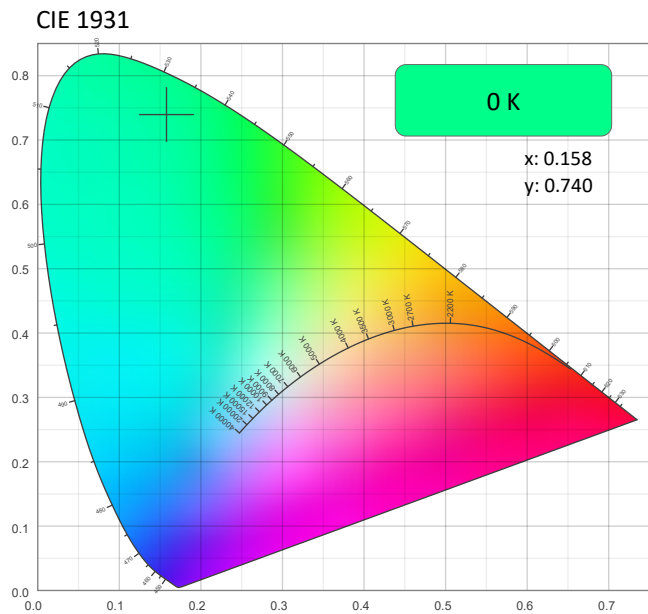
ISO Lux Diagram



Photometric & Chromaticity Report

Well Batten 14: Standard Optics - Green-8hrs

Chromaticity



CRI: 0.0 (R1-R8)

0 0 0 0 0 0 0 0 0 0 0 0 0 0 0 R1 R2 R3 R4 R5 R6 R7 R8 R9 R10 R11 R12 R13 R14 R15

CQS: 0.0

Q1 Q2 Q3 Q4 Q5 Q6 Q7 Q8 Q9 Q10 Q11 Q12 Q13 Q14 Q15

Color Parameters

Color Temperature	Color Coordinate CIE 1931	Color Coordinate CIE 1931
CCT	x	y
0 K	0.158	0.740

Color Deviation from Black Body Curve	Color Coordinate CIE 1964	Color Coordinate CIE 1964
Δuv	y	u
n/a	0.740	0.055

Color Rendering Index	Red Component	Color Quality Scale
CRI	CRI - R9	CQS
0.0	0.0	0.0

Television Lighting Consistency Index	Color Fidelity	Color Gamut
TLCI	TM30 - Rf	TM30 Rg
n/a	0.0	0.0



Photometric & Chromaticity Report

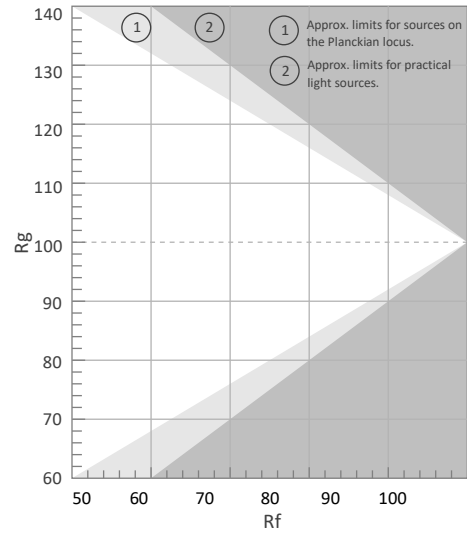
Well Batten 14: Standard Optics - Green-8hrs

TM-30 Details

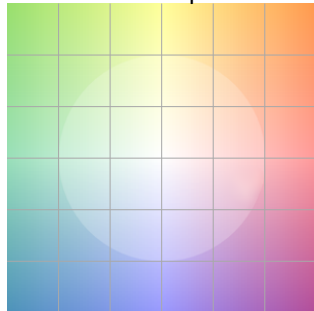
Rf 0.0
Fidelity Index (Rg)

Rg 0.0
Gammut Index (Rg)


Hue Bin	Rf	Graphic shifts (%)	
		Chroma	Hue
1	0	0%	0%
2	0	0%	0%
3	0	0%	0%
4	0	0%	0%
5	0	0%	0%
6	0	0%	0%
7	0	0%	0%
8	0	0%	0%
9	0	0%	0%
10	0	0%	0%
11	0	0%	0%
12	0	0%	0%
13	0	0%	0%
14	0	0%	0%
15	0	0%	0%
16	0	0%	0%




Color Vector Graphic



Color Distortion Graphic



Rf by Hue



Local Chroma Shift by Hue



Color Evaluation Sample



Photometric & Chromaticity Report

Well Batten 14: Standard Optics - Green-12hrs

Report Summary

Measurements

Fixture Output: 1224 lm
Fixture Peak: 8694 cd
Fixture Efficacy: n/a lm/W
Intensity @ 5m: 348 lux
Color Temperature: 0 K
CRI: 0.0 CRI R9 Value: 0.0
CQS: 0.0
TLCI: n/a
TM-30 Rf: 0.0
TM-30 Rg: 0.0
Beam Angle (50%): 15.6°
Field Angle (10%): 32.8°
Cutoff Angle (3%): 59.8°

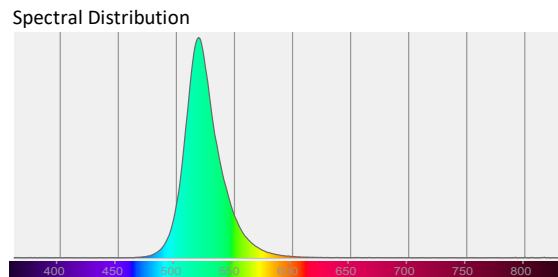
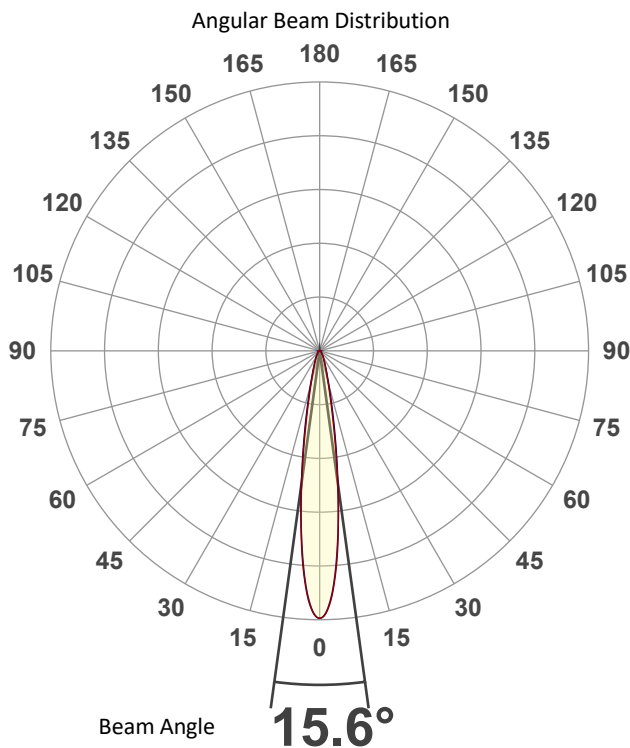


Conditions

AC Supply: 120 V, 60 Hz
Power: 0.0 W
Current: 0.000 A
Power Factor: n/a

This data sheet conforms to American National Standard E1.9 – 2007 (R2017). All data was measured and calculated by a Viso Systems LabSpion Goniometer at the Chauvet PD Optics Laboratory in Davie, FL on 1/8/2025 to LM-63-2002 Standards.

Overall Measurement



Tested Color (CIE 1931):

X: 0.157

Y: 0.740



Light Quality

CRI: 0.0

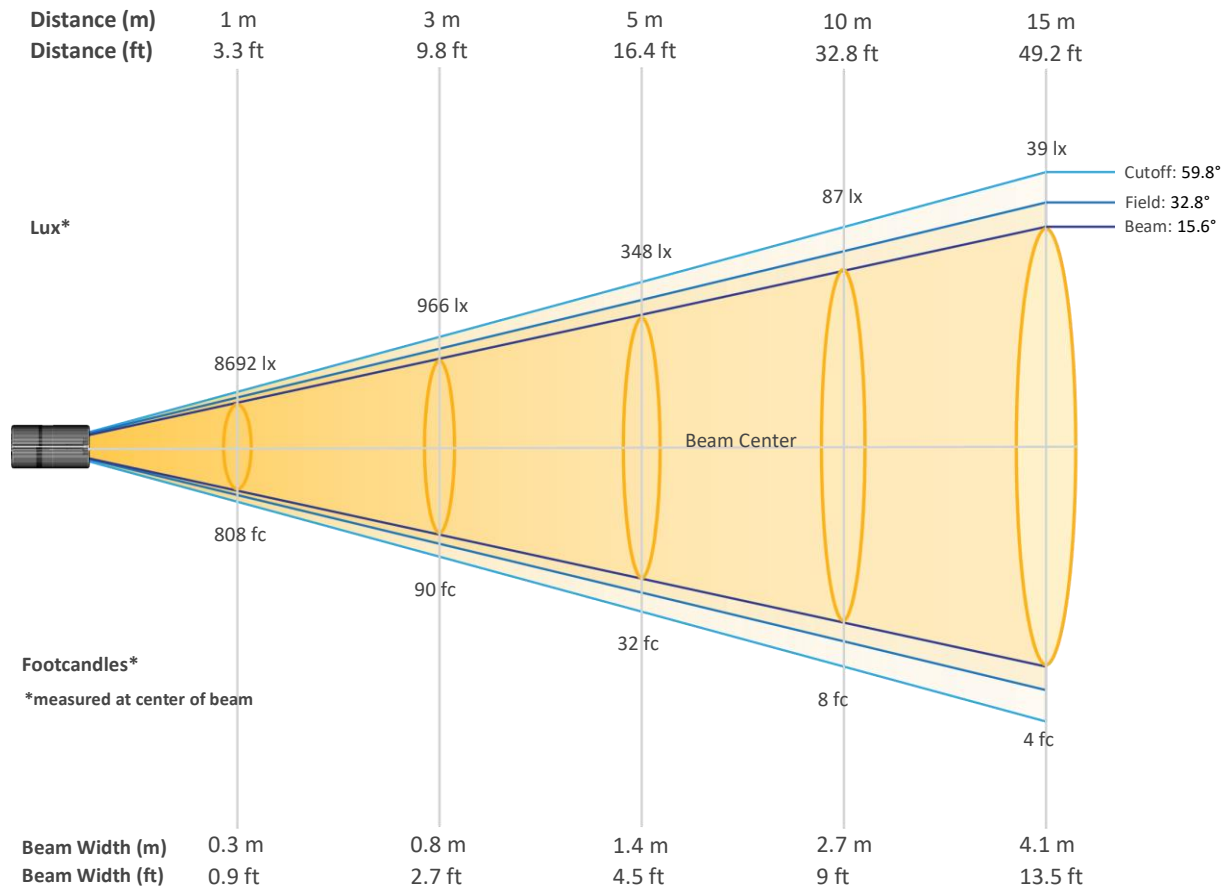
Color Temperature

0 K

Photometric & Chromaticity Report

Well Batten 14: Standard Optics - Green-12hrs

Beam Details

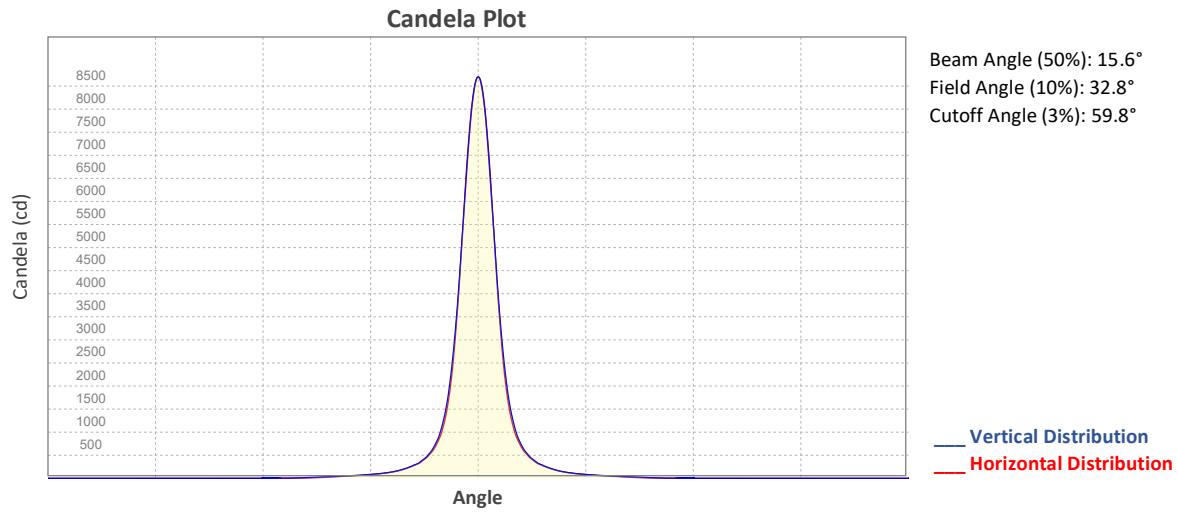


Beam Intensities from 1-20m (3.3-65.6ft)

Distance	1m	2m	3m	4m	5m	6m	7m	8m	9m	10m
Lux	8692	2173	966	543	348	241	177	136	107	87
Distance	11m	12m	13m	14m	15m	16m	17m	18m	19m	20m
Lux	72	60	51	44	39	34	30	27	24	22
Distance	3.3ft	6.6ft	9.8ft	13.1ft	16.4ft	19.7ft	23ft	26.2ft	29.5ft	32.8ft
FC	808	202	90	50	32	22	16	13	10	8
Distance	36.1ft	39.4ft	42.7ft	45.9ft	49.2ft	52.5ft	55.8ft	59.1ft	62.3ft	65.6ft
FC	7	6	5	4	4	3	3	2	2	2

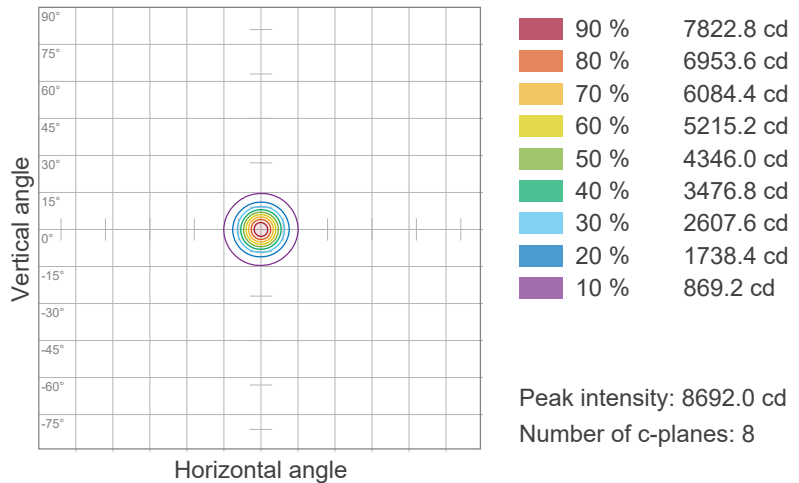
Photometric & Chromaticity Report

Well Batten 14: Standard Optics - Green-12hrs

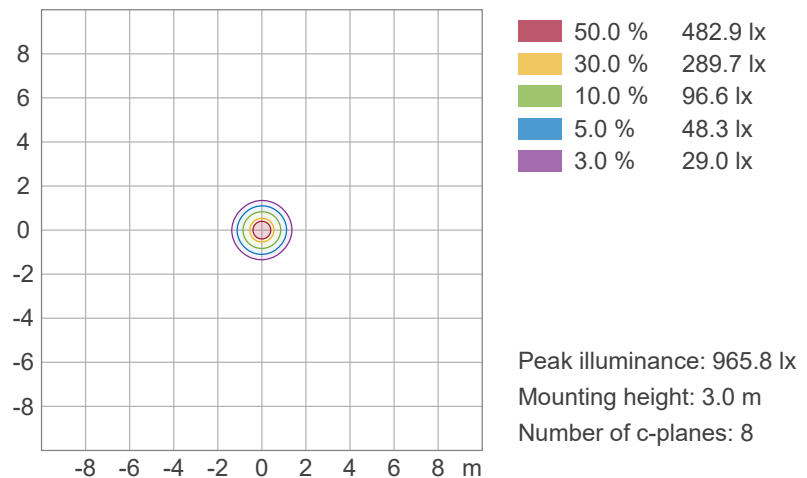


ISO Diagrams

ISO Candela Diagram



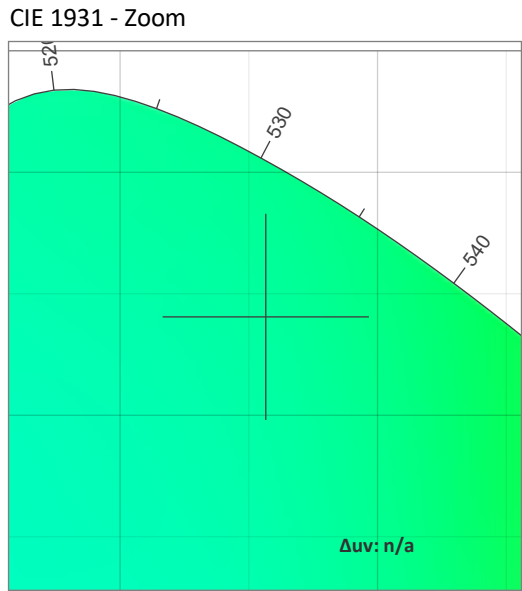
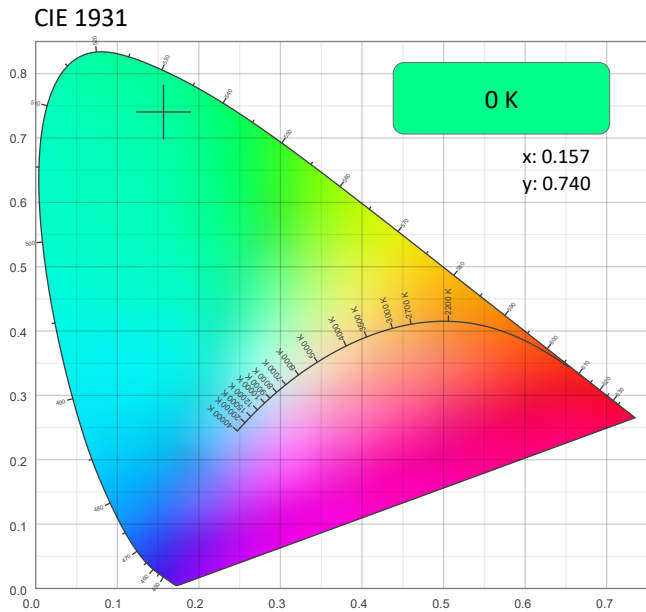
ISO Lux Diagram



Photometric & Chromaticity Report

Well Batten 14: Standard Optics - Green-12hrs

Chromaticity



CRI: 0.0 (R1-R8)

0	0	0	0	0	0	0	0	0	0	0	0	0	0	0
R1	R2	R3	R4	R5	R6	R7	R8	R9	R10	R11	R12	R13	R14	R15

CQS: 0.0

0	0	0	0	0	0	0	0	0	0	0	0	0	0	0
Q1	Q2	Q3	Q4	Q5	Q6	Q7	Q8	Q9	Q10	Q11	Q12	Q13	Q14	Q15

Color Parameters

Color Temperature	Color Coordinate CIE 1931	Color Coordinate CIE 1931
CCT	x	y
0 K	0.157	0.740

Color Deviation from Black Body Curve	Color Coordinate CIE 1964	Color Coordinate CIE 1964
Δuv	y	u
n/a	0.740	0.054

Color Rendering Index	Red Component	Color Quality Scale
CRI	CRI - R9	CQS
0.0	0.0	0.0

Television Lighting Consistency Index	Color Fidelity	Color Gamut
TLCI	TM30 - Rf	TM30 Rg
n/a	0.0	0.0



Photometric & Chromaticity Report

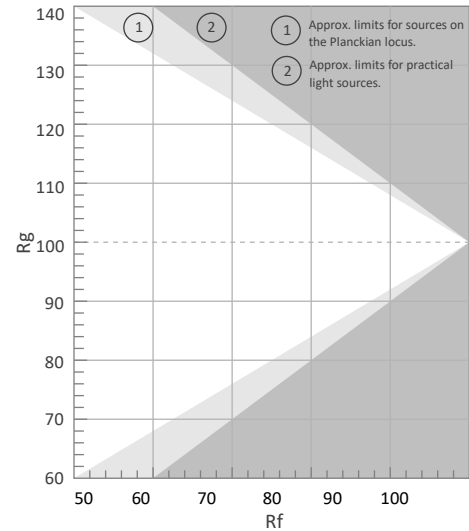
Well Batten 14: Standard Optics - Green-12hrs

TM-30 Details


Rf 0.0
Fidelity Index
(Rg)

Rg 0.0
Gammut Index (Rg)

Hue Bin	Rf	Graphic shifts (%)	
		Chroma	Hue
1	0	0%	0%
2	0	0%	0%
3	0	0%	0%
4	0	0%	0%
5	0	0%	0%
6	0	0%	0%
7	0	0%	0%
8	0	0%	0%
9	0	0%	0%
10	0	0%	0%
11	0	0%	0%
12	0	0%	0%
13	0	0%	0%
14	0	0%	0%
15	0	0%	0%
16	0	0%	0%




Color Vector Graphic



Color Distortion Graphic



Rf by Hue



Local Chroma Shift by Hue



Color Evaluation Sample




Photometric & Chromaticity Report

Well Batten 14: Standard Optics - Green-18hrs

Report Summary

Measurements

Fixture Output: 751 lm
Fixture Peak: 5370 cd
Fixture Efficacy: n/a lm/W
Intensity @ 5m: 215 lux
Color Temperature: 0 K
CRI: 0.0 CRI R9 Value: 0.0
CQS: 0.0
TLCI: n/a
TM-30 Rf: 0.0
TM-30 Rg: 0.0
Beam Angle (50%): 15.6°
Field Angle (10%): 32.8°
Cutoff Angle (3%): 59.6°

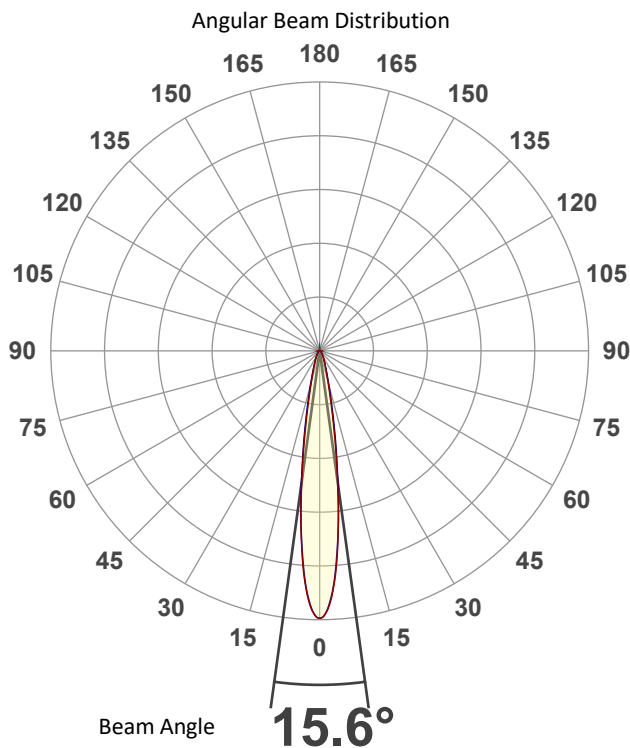


Conditions

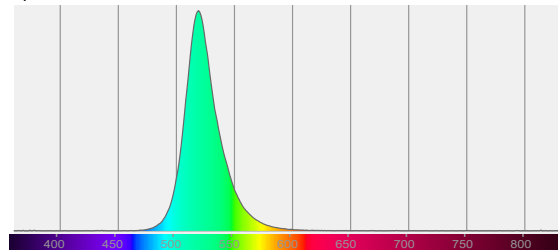
AC Supply: 120 V, 60 Hz
Power: 0.0 W
Current: 0.000 A
Power Factor: n/a

This data sheet conforms to American National Standard E1.9 – 2007 (R2017). All data was measured and calculated by a Viso Systems LabSpion Goniometer at the Chauvet PD Optics Laboratory in Davie, FL on 1/8/2025 to LM-63-2002 Standards.

Overall Measurement



Spectral Distribution



Tested Color (CIE 1931):

X: 0.155

Y: 0.741



Light Quality

CRI: 0.0

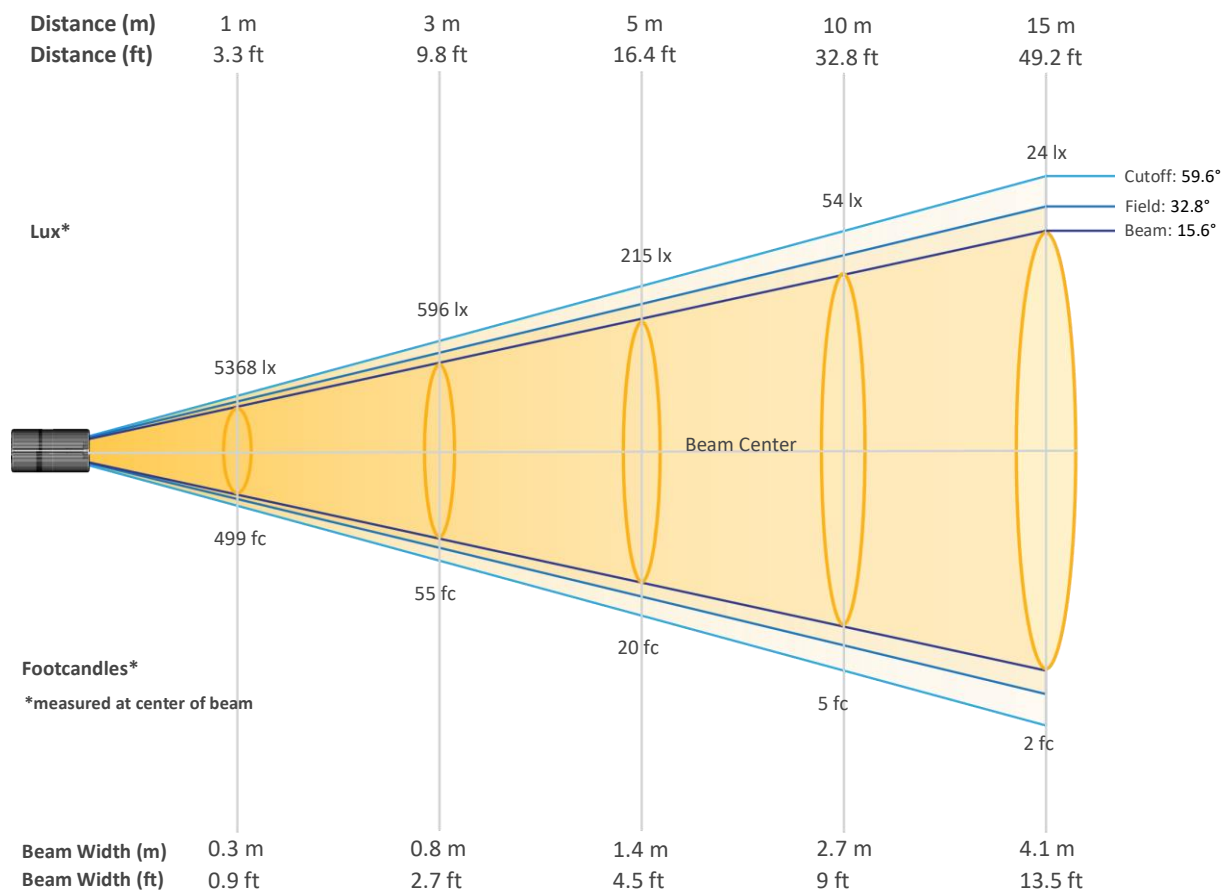
Color Temperature

0 K

Photometric & Chromaticity Report

Well Batten 14: Standard Optics - Green-18hrs

Beam Details

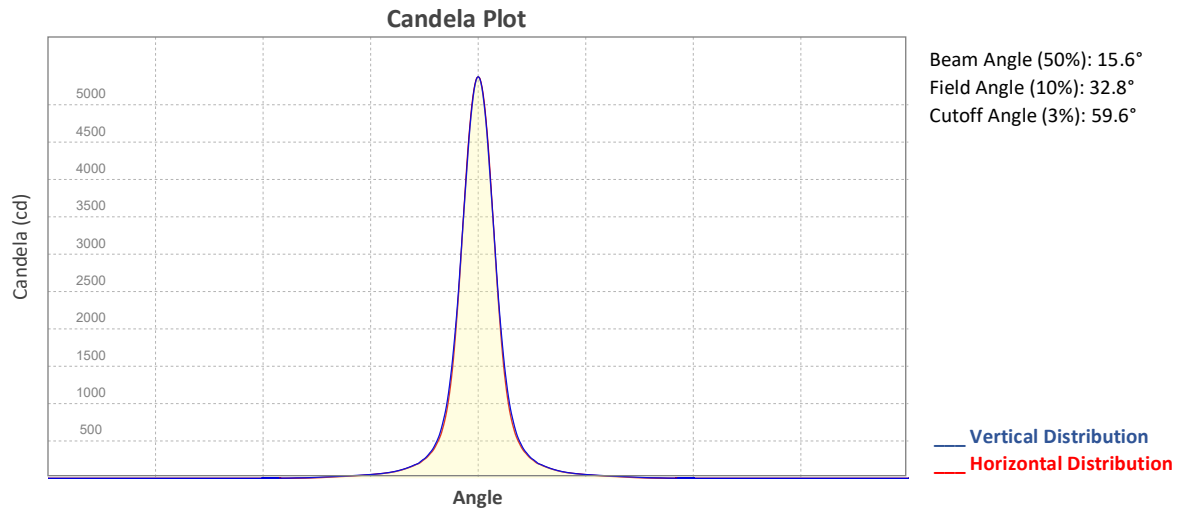


Beam Intensities from 1-20m (3.3-65.6ft)

Distance	1m	2m	3m	4m	5m	6m	7m	8m	9m	10m
Lux	5368	1342	596	335	215	149	110	84	66	54
Distance	11m	12m	13m	14m	15m	16m	17m	18m	19m	20m
Lux	44	37	32	27	24	21	19	17	15	13
Distance	3.3ft	6.6ft	9.8ft	13.1ft	16.4ft	19.7ft	23ft	26.2ft	29.5ft	32.8ft
FC	499	125	55	31	20	14	10	8	6	5
Distance	36.1ft	39.4ft	42.7ft	45.9ft	49.2ft	52.5ft	55.8ft	59.1ft	62.3ft	65.6ft
FC	4	3	3	3	2	2	2	2	1	1

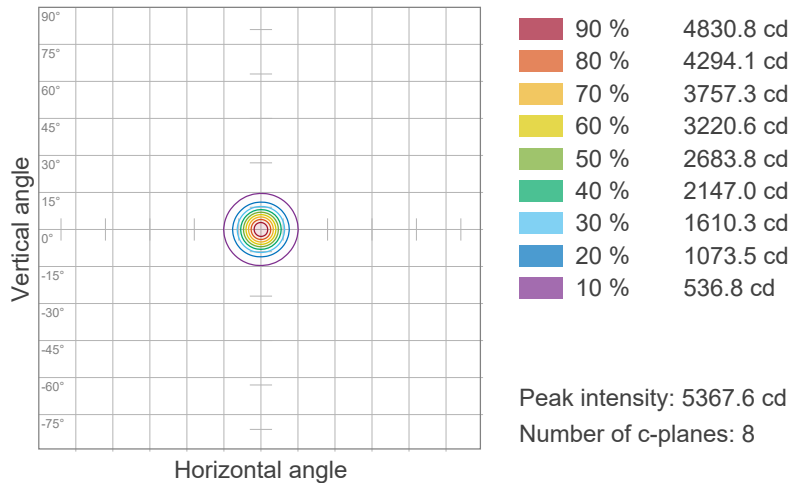
Photometric & Chromaticity Report

Well Batten 14: Standard Optics - Green-18hrs

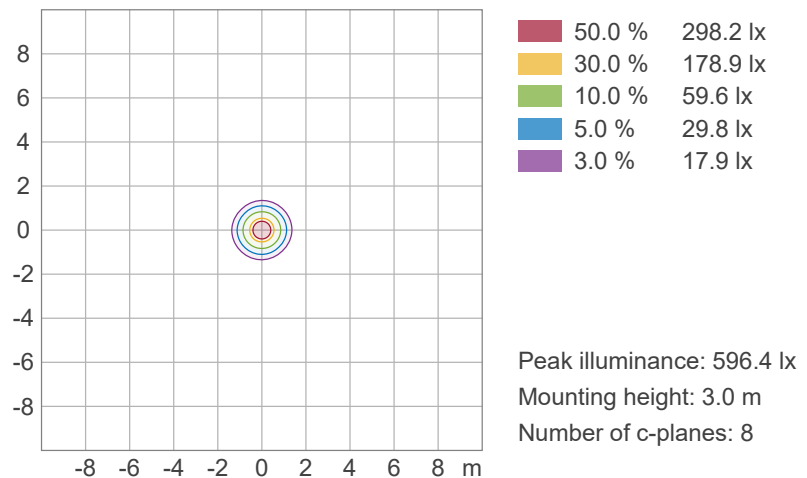


ISO Diagrams

ISO Candela Diagram



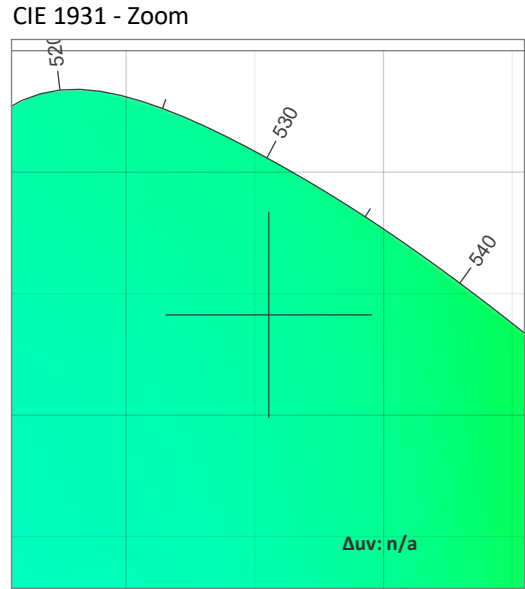
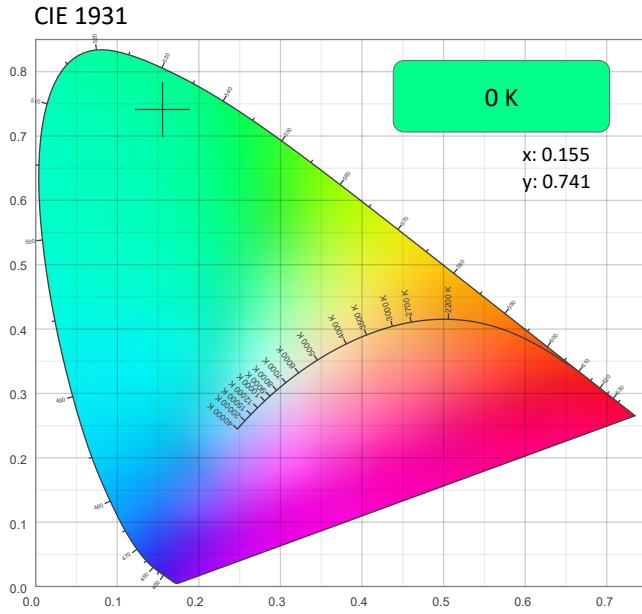
ISO Lux Diagram



Photometric & Chromaticity Report

Well Batten 14: Standard Optics - Green-18hrs

Chromaticity



CRI: 0.0 (R1-R8)

0	0	0	0	0	0	0	0	0	0	0	0	0	0	0	0
R1	R2	R3	R4	R5	R6	R7	R8	R9	R10	R11	R12	R13	R14	R15	

CQS: 0.0

0	0	0	0	0	0	0	0	0	0	0	0	0	0	0	0
Q1	Q2	Q3	Q4	Q5	Q6	Q7	Q8	Q9	Q10	Q11	Q12	Q13	Q14	Q15	

Color Parameters

Color Temperature	Color Coordinate CIE 1931	Color Coordinate CIE 1931
CCT	x	y
0 K	0.155	0.741

Color Deviation from Black Body Curve	Color Coordinate CIE 1964	Color Coordinate CIE 1964
Δuv	y	u
n/a	0.741	0.054

Color Rendering Index	Red Component	Color Quality Scale
CRI	CRI - R9	CQS
0.0	0.0	0.0

Television Lighting Consistency Index	Color Fidelity	Color Gamut
TLCI	TM30 - Rf	TM30 Rg
n/a	0.0	0.0



Photometric & Chromaticity Report

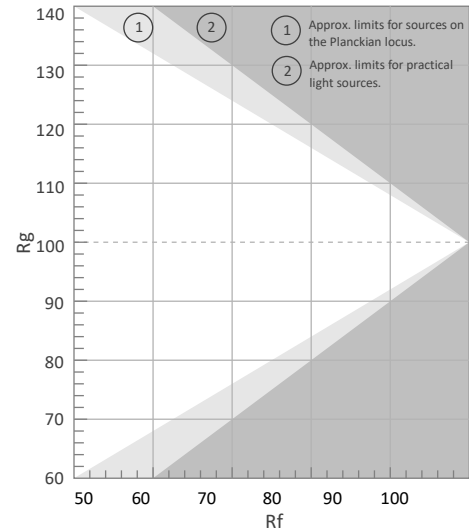
Well Batten 14: Standard Optics - Green-18hrs

TM-30 Details


Rf 0.0
Fidelity Index
(Rg)

Rg 0.0
Gammut Index (Rg)

Hue Bin	Rf	Graphic shifts (%)	
		Chroma	Hue
1	0	0%	0%
2	0	0%	0%
3	0	0%	0%
4	0	0%	0%
5	0	0%	0%
6	0	0%	0%
7	0	0%	0%
8	0	0%	0%
9	0	0%	0%
10	0	0%	0%
11	0	0%	0%
12	0	0%	0%
13	0	0%	0%
14	0	0%	0%
15	0	0%	0%
16	0	0%	0%




Color Vector Graphic



Color Distortion Graphic




Rf by Hue



Local Chroma Shift by Hue



Color Evaluation Sample



Photometric & Chromaticity Report

Well Batten 14: Standard Optics - Green-AC

Report Summary

Measurements

Fixture Output: 3316 lm
Fixture Peak: 23894 cd
Fixture Efficacy: 65 lm/W
Intensity @ 5m: 956 lux
Color Temperature: 0 K
CRI: 0.0 CRI R9 Value: 0.0
CQS: 0.0
TLCI: n/a
TM-30 Rf: 0.0
TM-30 Rg: 0.0
Beam Angle (50%): 15.5°
Field Angle (10%): 32.6°
Cutoff Angle (3%): 59.4°

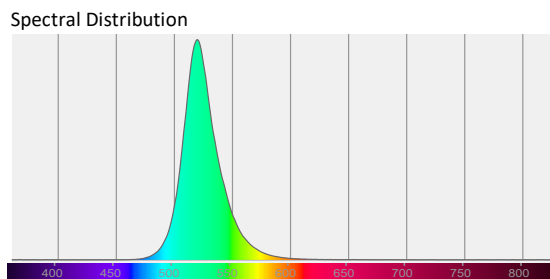
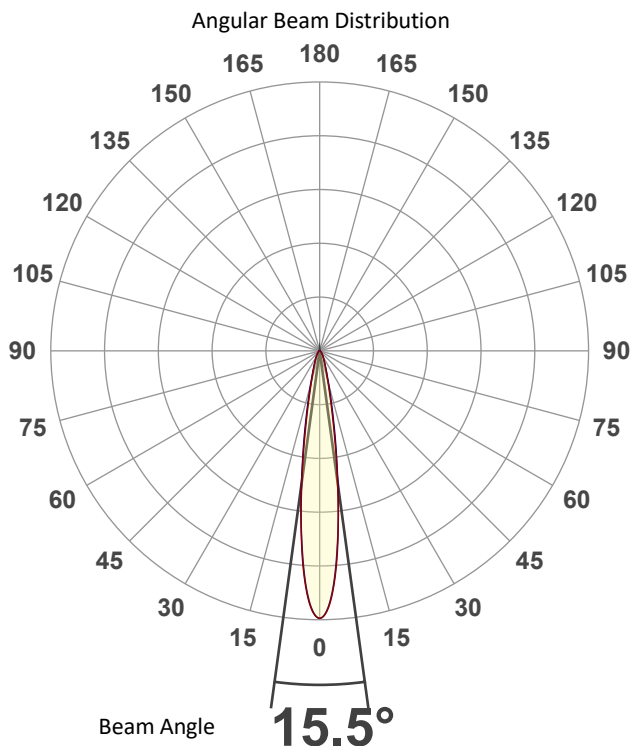


Conditions

AC Supply: 119 V, 60 Hz
Power: 50.98 W
Current: 0.428 A
Power Factor: 0.99

This data sheet conforms to American National Standard E1.9 – 2007 (R2017). All data was measured and calculated by a Viso Systems LabSpion Goniometer at the Chauvet PD Optics Laboratory in Davie, FL on 1/8/2025 to LM-63-2002 Standards.

Overall Measurement



Tested Color (CIE 1931):
X: 0.160
Y: 0.739



Light Quality
CRI: 0.0

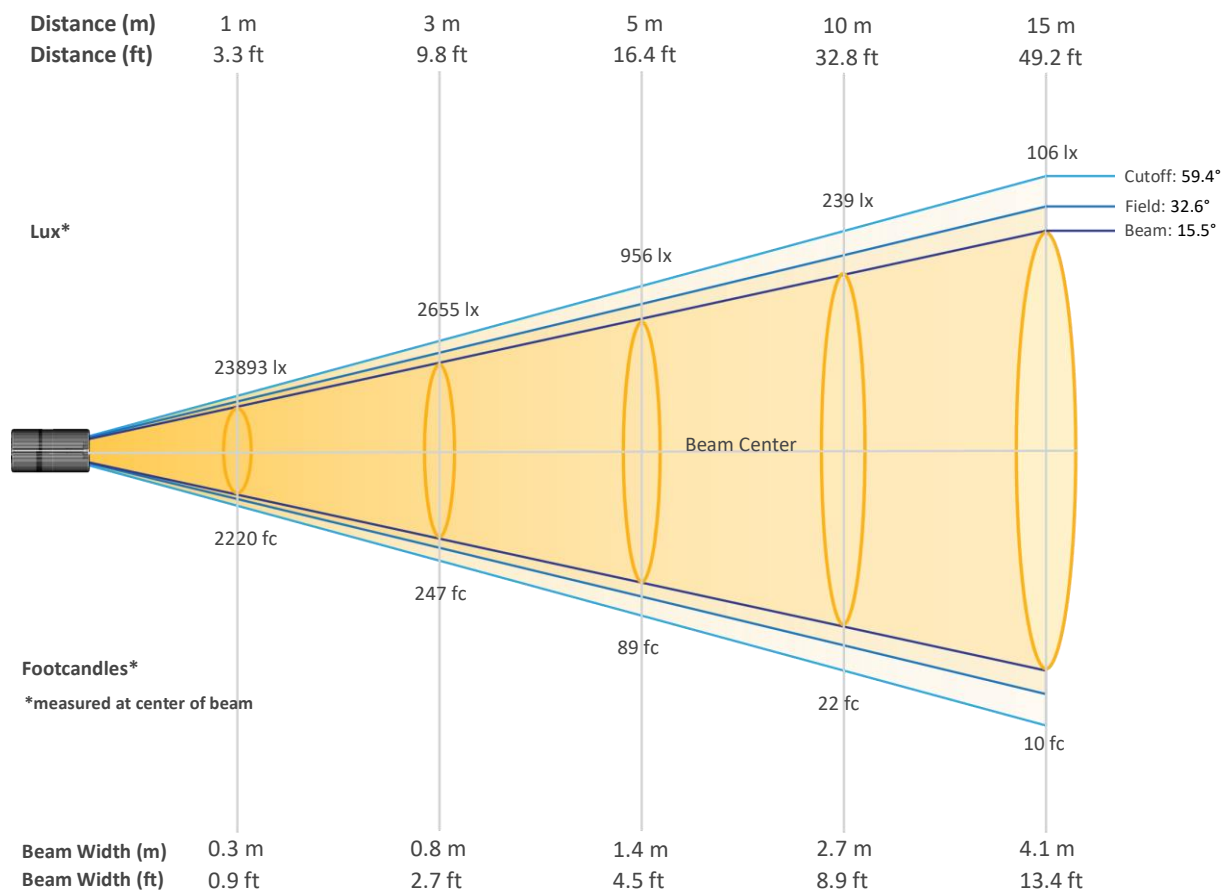
Color Temperature
0 K



Photometric & Chromaticity Report

Well Batten 14: Standard Optics - Green-AC

Beam Details

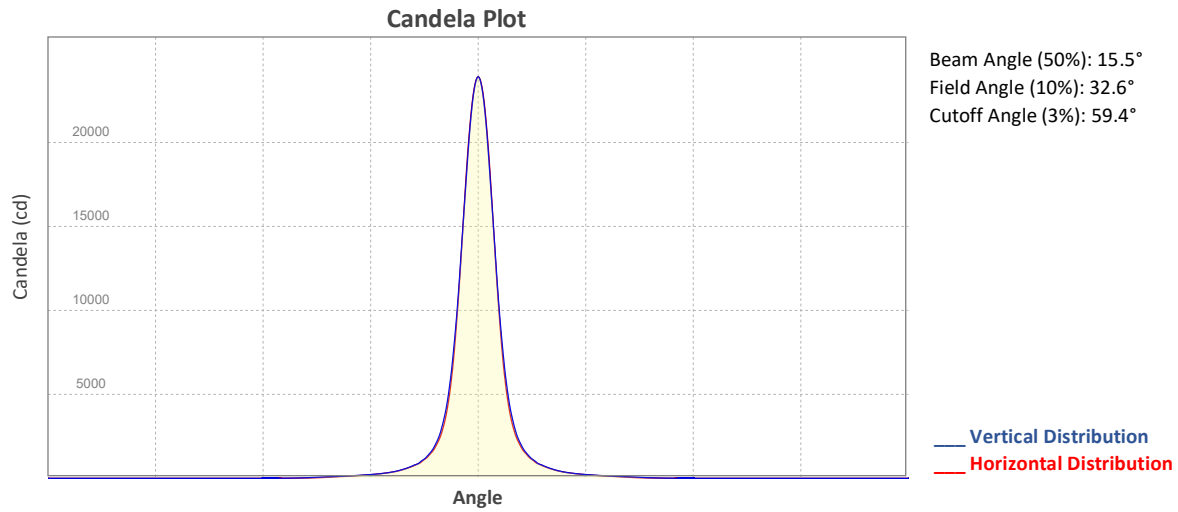


Beam Intensities from 1-20m (3.3-65.6ft)

Distance	1m	2m	3m	4m	5m	6m	7m	8m	9m	10m
Lux	23893	5973	2655	1493	956	664	488	373	295	239
Distance	11m	12m	13m	14m	15m	16m	17m	18m	19m	20m
Lux	197	166	141	122	106	93	83	74	66	60
Distance	3.3ft	6.6ft	9.8ft	13.1ft	16.4ft	19.7ft	23ft	26.2ft	29.5ft	32.8ft
FC	2220	555	247	139	89	62	45	35	27	22
Distance	36.1ft	39.4ft	42.7ft	45.9ft	49.2ft	52.5ft	55.8ft	59.1ft	62.3ft	65.6ft
FC	18	15	13	11	10	9	8	7	6	6

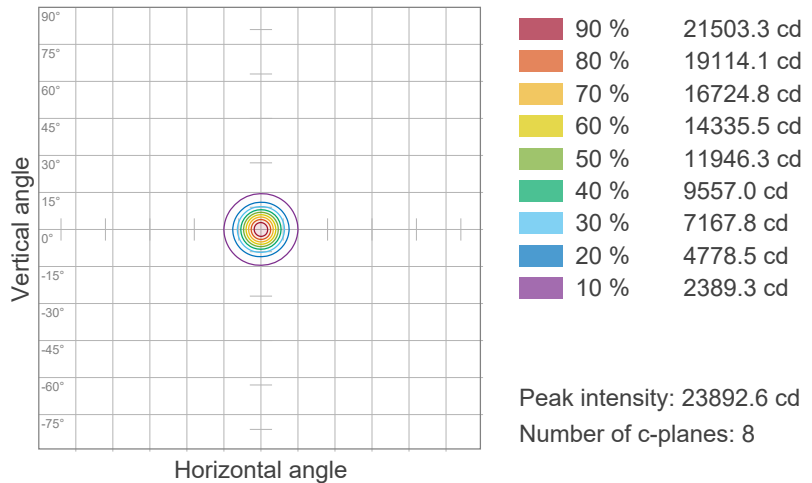
Photometric & Chromaticity Report

Well Batten 14: Standard Optics - Green-AC

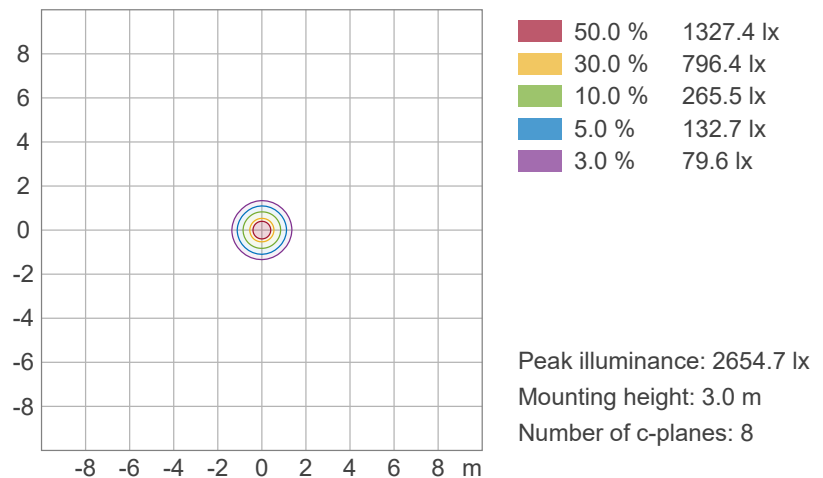


ISO Diagrams

ISO Candela Diagram



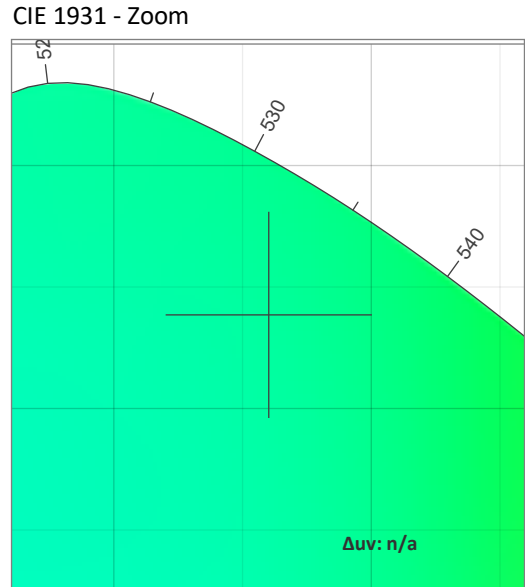
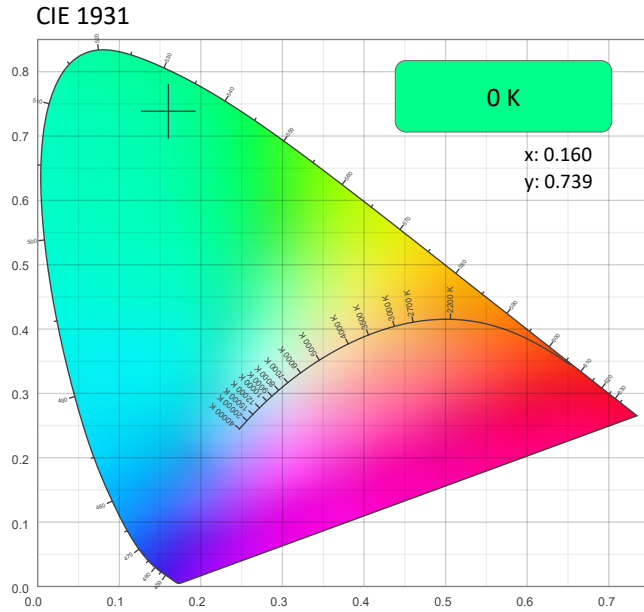
ISO Lux Diagram



Photometric & Chromaticity Report

Well Batten 14: Standard Optics - Green-AC

Chromaticity



CRI: 0.0 (R1-R8)

0	0	0	0	0	0	0	0	0	0	0	0	0	0	0
R1	R2	R3	R4	R5	R6	R7	R8	R9	R10	R11	R12	R13	R14	R15

CQS: 0.0

0	0	0	0	0	0	0	0	0	0	0	0	0	0	0
Q1	Q2	Q3	Q4	Q5	Q6	Q7	Q8	Q9	Q10	Q11	Q12	Q13	Q14	Q15

Color Parameters

Color Temperature	Color Coordinate CIE 1931	Color Coordinate CIE 1931
CCT	x	y
0 K	0.160	0.739

Color Deviation from Black Body Curve	Color Coordinate CIE 1964	Color Coordinate CIE 1964
Δuv	y	u
n/a	0.739	0.056

Color Rendering Index	Red Component	Color Quality Scale
CRI	CRI - R9	CQS
0.0	0.0	0.0

Television Lighting Consistency Index	Color Fidelity	Color Gamut
TLCI	TM30 - Rf	TM30 Rg
n/a	0.0	0.0



Photometric & Chromaticity Report

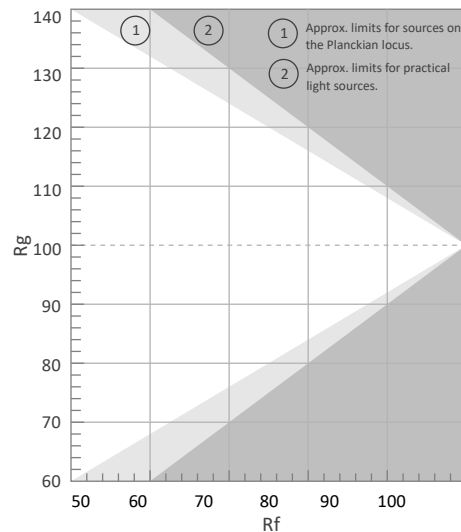
Well Batten 14: Standard Optics - Green-AC

TM-30 Details


Rf 0.0
Fidelity Index (Rg)

Rg 0.0
Gammut Index (Rg)


Hue Bin	Rf	Graphic shifts (%)	
		Chroma	Hue
1	0	0%	0%
2	0	0%	0%
3	0	0%	0%
4	0	0%	0%
5	0	0%	0%
6	0	0%	0%
7	0	0%	0%
8	0	0%	0%
9	0	0%	0%
10	0	0%	0%
11	0	0%	0%
12	0	0%	0%
13	0	0%	0%
14	0	0%	0%
15	0	0%	0%
16	0	0%	0%



Color Vector Graphic



Color Distortion Graphic




Rf by Hue



Local Chroma Shift by Hue



Color Evaluation Sample



Photometric & Chromaticity Report

Well Batten 14: Standard Optics - Green-Off

Report Summary

Measurements

Fixture Output: 2967 lm
Fixture Peak: 21230 cd
Fixture Efficacy: n/a lm/W
Intensity @ 5m: 849 lux
Color Temperature: 0 K
CRI: 0.0 CRI R9 Value: 0.0
CQS: 0.0
TLCI: n/a
TM-30 Rf: 0.0
TM-30 Rg: 0.0
Beam Angle (50%): 15.6°
Field Angle (10%): 32.7°
Cutoff Angle (3%): 59.6°

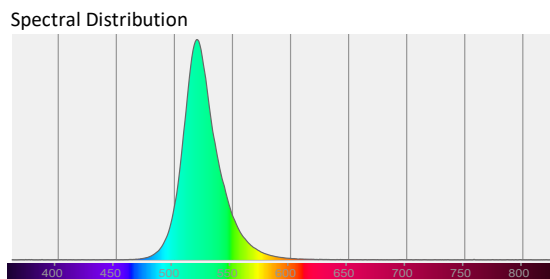
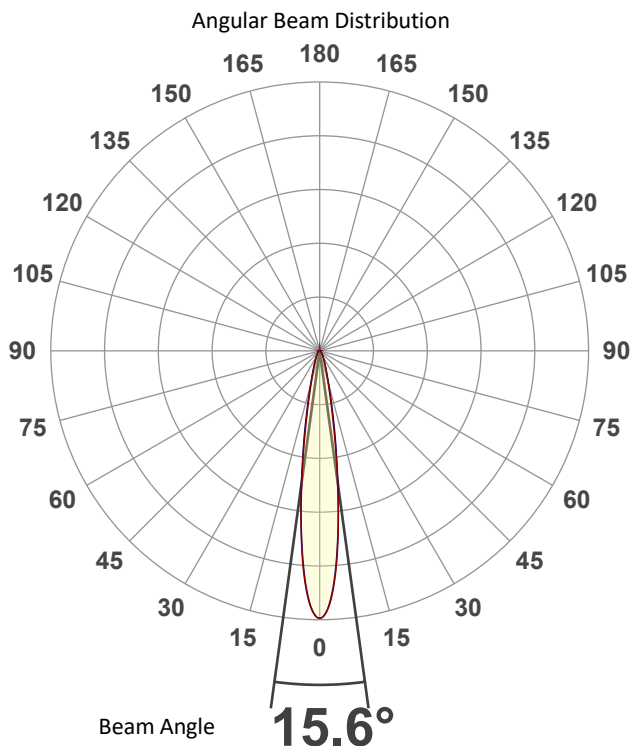


Conditions

AC Supply: 120 V, 60 Hz
Power: 0.0 W
Current: 0.000 A
Power Factor: n/a

This data sheet conforms to American National Standard E1.9 – 2007 (R2017). All data was measured and calculated by a Viso Systems LabSpion Goniometer at the Chauvet PD Optics Laboratory in Davie, FL on 1/8/2025 to LM-63-2002 Standards.

Overall Measurement



Tested Color (CIE 1931):
X: 0.159
Y: 0.739



Light Quality
CRI: 0.0

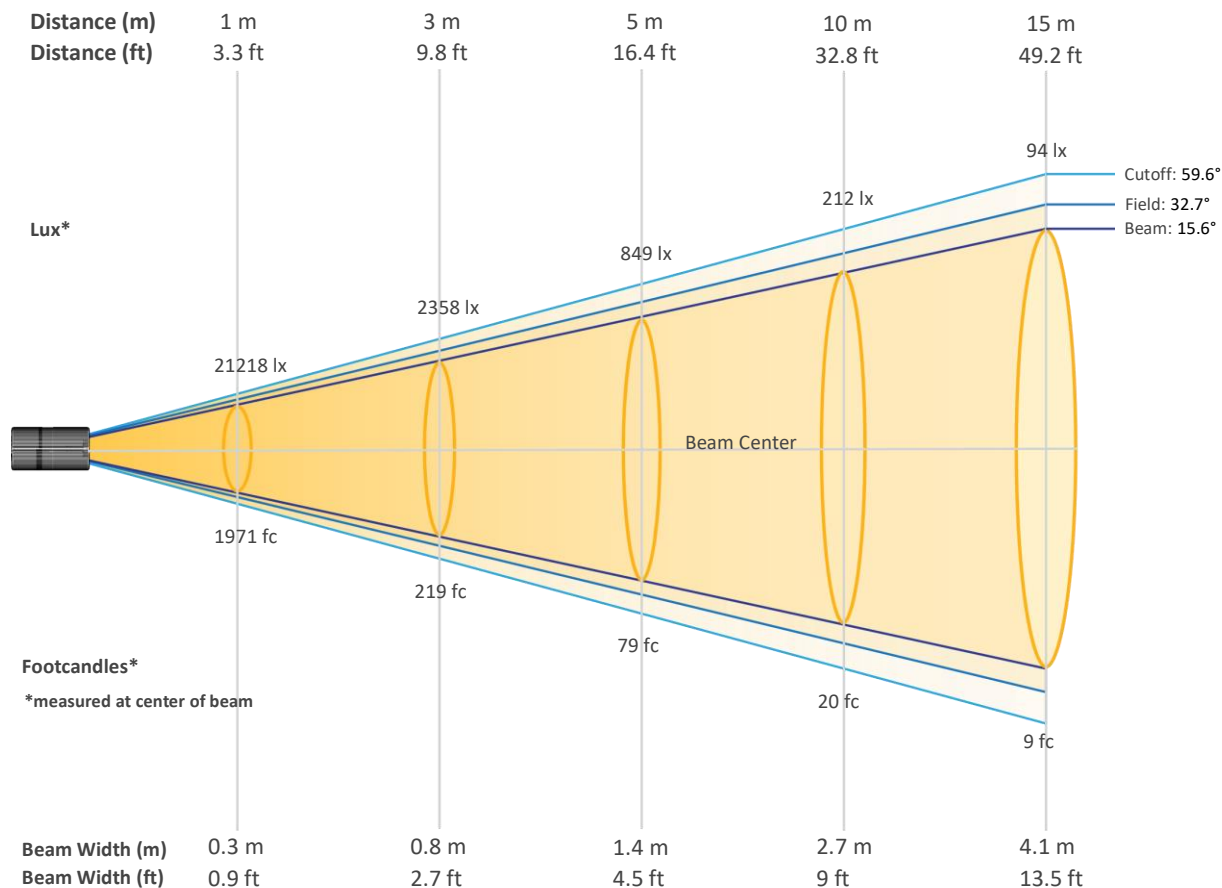
Color Temperature
0 K



Photometric & Chromaticity Report

Well Batten 14: Standard Optics - Green-Off

Beam Details

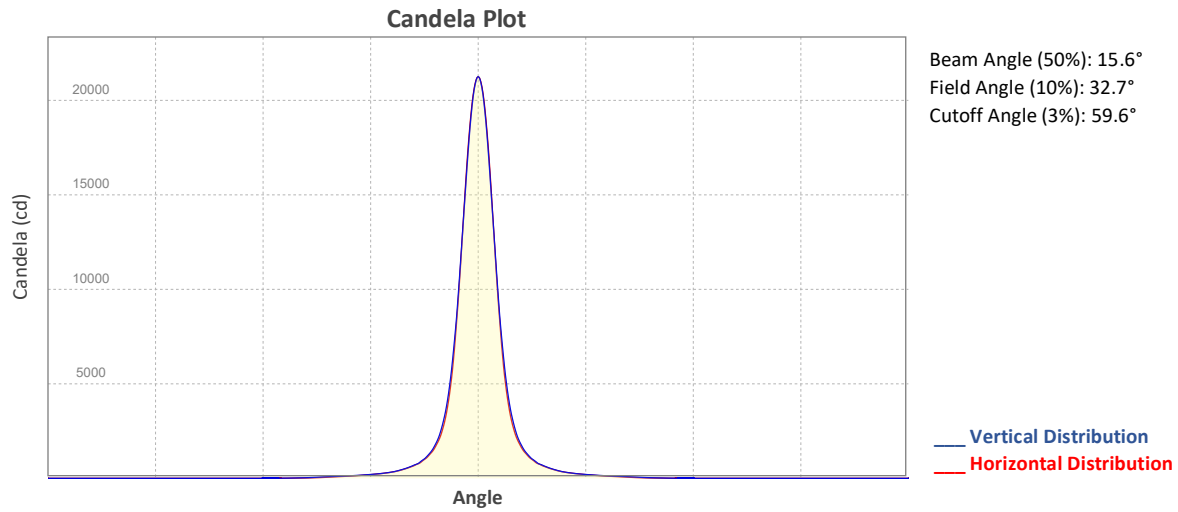


Beam Intensities from 1-20m (3.3-65.6ft)

Distance	1m	2m	3m	4m	5m	6m	7m	8m	9m	10m
Lux	21218	5304	2358	1326	849	589	433	332	262	212
Distance	11m	12m	13m	14m	15m	16m	17m	18m	19m	20m
Lux	175	147	126	108	94	83	73	65	59	53
Distance	3.3ft	6.6ft	9.8ft	13.1ft	16.4ft	19.7ft	23ft	26.2ft	29.5ft	32.8ft
FC	1971	493	219	123	79	55	40	31	24	20
Distance	36.1ft	39.4ft	42.7ft	45.9ft	49.2ft	52.5ft	55.8ft	59.1ft	62.3ft	65.6ft
FC	16	14	12	10	9	8	7	6	5	5

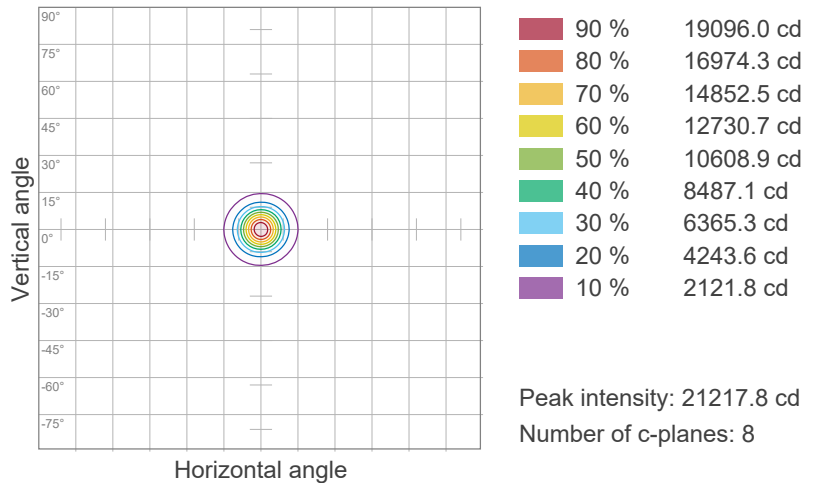
Photometric & Chromaticity Report

Well Batten 14: Standard Optics - Green-Off

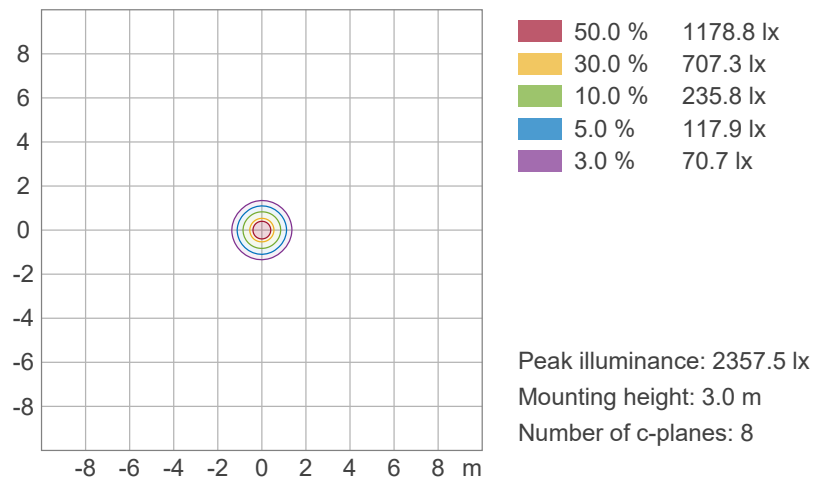


ISO Diagrams

ISO Candela Diagram



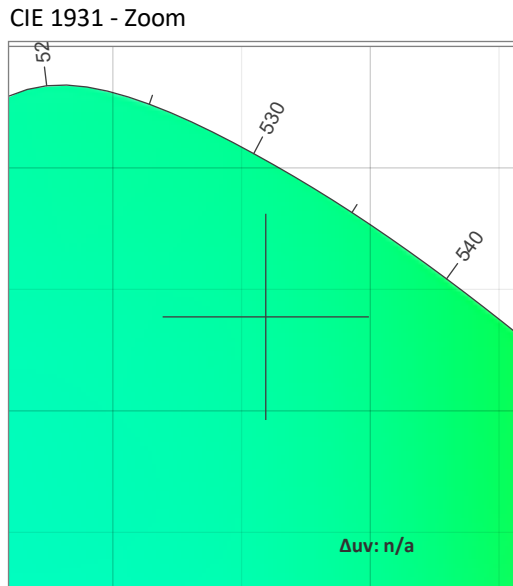
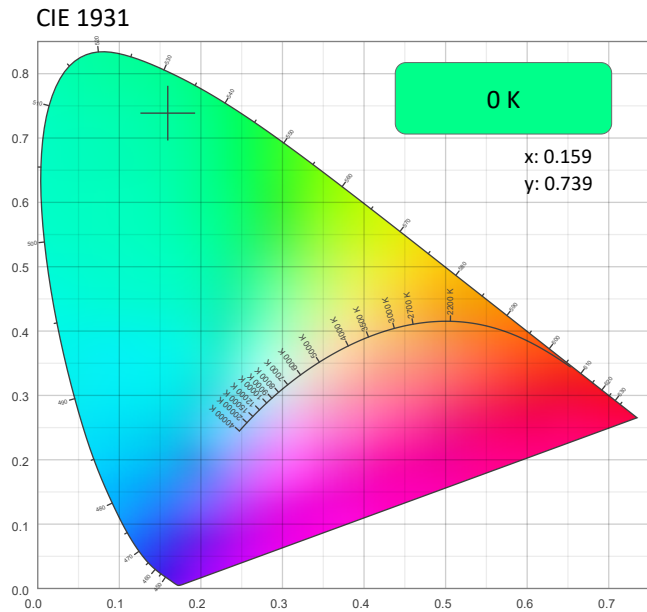
ISO Lux Diagram



Photometric & Chromaticity Report

Well Batten 14: Standard Optics - Green-Off

Chromaticity



CRI: 0.0 (R1-R8)

0	0	0	0	0	0	0	0	0	0	0	0	0	0	0
R1	R2	R3	R4	R5	R6	R7	R8	R9	R10	R11	R12	R13	R14	R15

CQS: 0.0

0	0	0	0	0	0	0	0	0	0	0	0	0	0	0
Q1	Q2	Q3	Q4	Q5	Q6	Q7	Q8	Q9	Q10	Q11	Q12	Q13	Q14	Q15

Color Parameters

Color Temperature	Color Coordinate CIE 1931	Color Coordinate CIE 1931
CCT	x	y
0 K	0.159	0.739

Color Deviation from Black Body Curve	Color Coordinate CIE 1964	Color Coordinate CIE 1964
Δuv	y	u
n/a	0.739	0.055

Color Rendering Index	Red Component	Color Quality Scale
CRI	CRI - R9	CQS
0.0	0.0	0.0

Television Lighting Consistency Index	Color Fidelity	Color Gamut
TLCI	TM30 - Rf	TM30 Rg
n/a	0.0	0.0

Photometric & Chromaticity Report

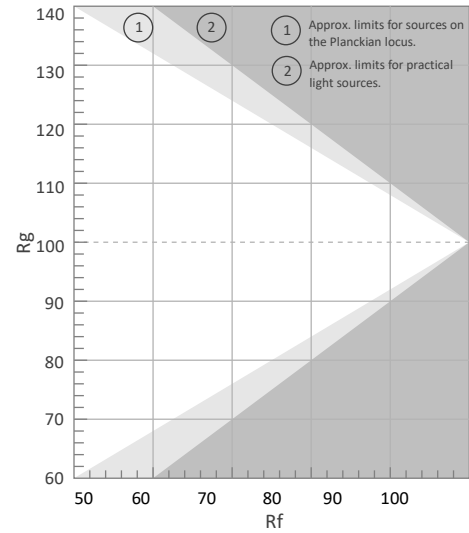
Well Batten 14: Standard Optics - Green-Off

TM-30 Details


Rf 0.0
Fidelity Index
(Rg)

Rg 0.0
Gammut Index (Rg)

Hue Bin	Rf	Graphic shifts (%)	
		Chroma	Hue
1	0	0%	0%
2	0	0%	0%
3	0	0%	0%
4	0	0%	0%
5	0	0%	0%
6	0	0%	0%
7	0	0%	0%
8	0	0%	0%
9	0	0%	0%
10	0	0%	0%
11	0	0%	0%
12	0	0%	0%
13	0	0%	0%
14	0	0%	0%
15	0	0%	0%
16	0	0%	0%




Color Vector Graphic



Color Distortion Graphic




Rf by Hue



Local Chroma Shift by Hue



Color Evaluation Sample



Photometric & Chromaticity Report

Well Batten 14: Standard Optics - Blue-5hrs

Report Summary

Measurements

Fixture Output: 581 lm
Fixture Peak: 3215 cd
Fixture Efficacy: n/a lm/W
Intensity @ 5m: 128 lux
Color Temperature: 0 K
CRI: 0.0 CRI R9 Value: 0.0
CQS: 0.0
TLCl: n/a
TM-30 Rf: 0.0
TM-30 Rg: 0.0
Beam Angle (50%): 18.3°
Field Angle (10%): 37°
Cutoff Angle (3%): 66.7°

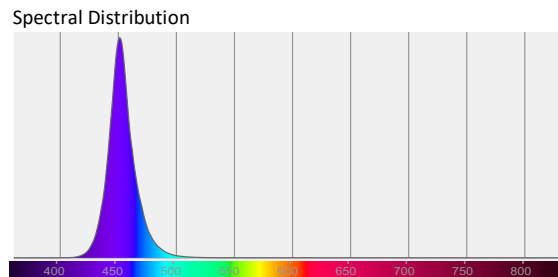
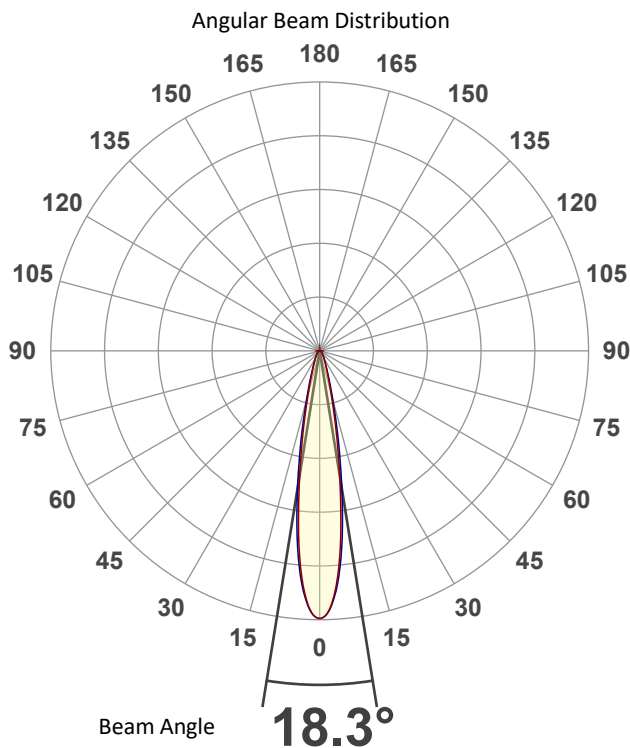


Conditions

AC Supply: 120 V, 60 Hz
Power: 0.0 W
Current: 0.000 A
Power Factor: n/a

This data sheet conforms to American National Standard E1.9 – 2007 (R2017). All data was measured and calculated by a Viso Systems LabSpion Goniometer at the Chauvet PD Optics Laboratory in Davie, FL on 1/8/2025 to LM-63-2002 Standards.

Overall Measurement



Tested Color (CIE 1931):

X: 0.152

Y: 0.028



Light Quality

CRI: 0.0

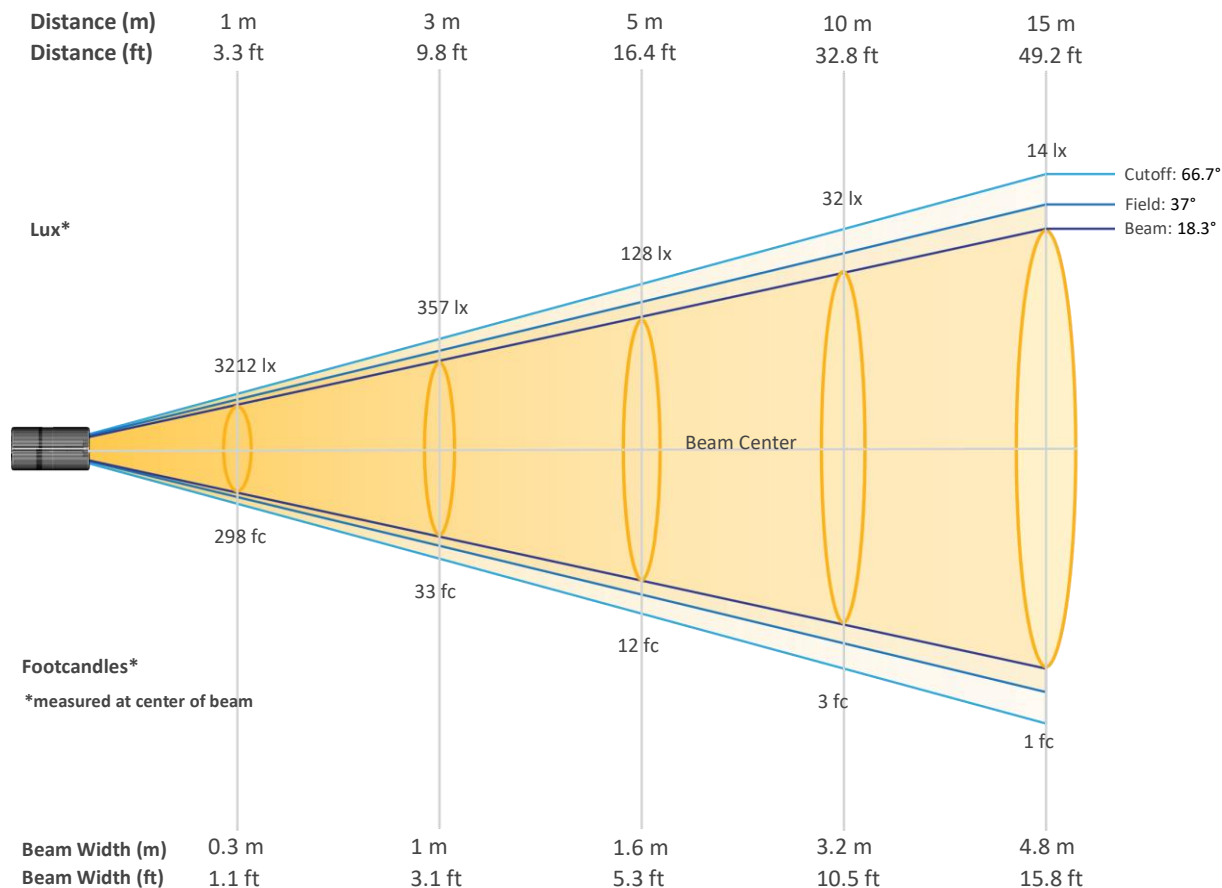
Color Temperature

0 K

Photometric & Chromaticity Report

Well Batten 14: Standard Optics - Blue-5hrs

Beam Details

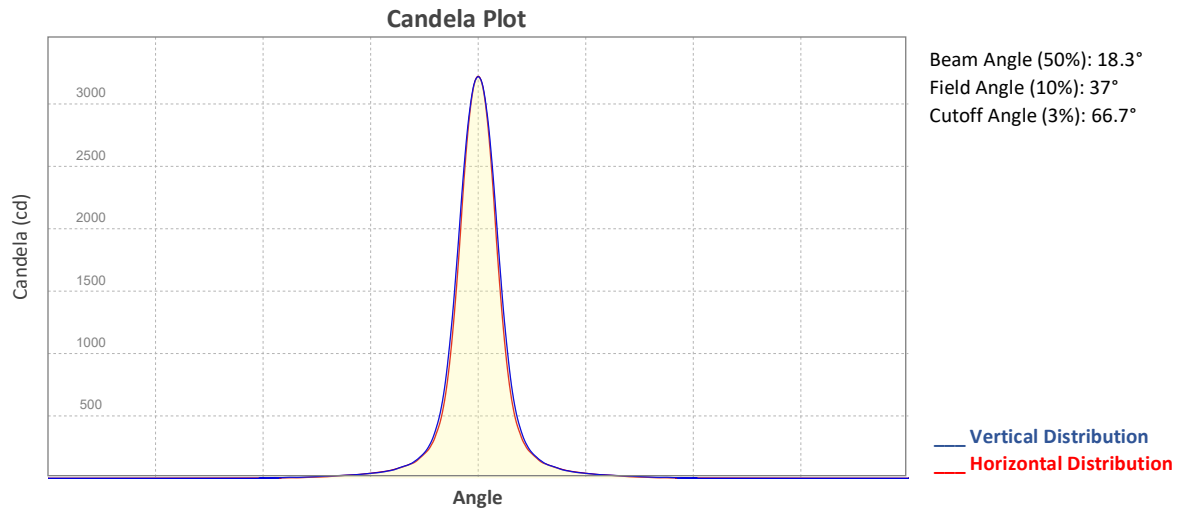


Beam Intensities from 1-20m (3.3-65.6ft)

Distance	1m	2m	3m	4m	5m	6m	7m	8m	9m	10m
Lux	3212	803	357	201	128	89	66	50	40	32
Distance	11m	12m	13m	14m	15m	16m	17m	18m	19m	20m
Lux	27	22	19	16	14	13	11	10	9	8
Distance	3.3ft	6.6ft	9.8ft	13.1ft	16.4ft	19.7ft	23ft	26.2ft	29.5ft	32.8ft
FC	298	75	33	19	12	8	6	5	4	3
Distance	36.1ft	39.4ft	42.7ft	45.9ft	49.2ft	52.5ft	55.8ft	59.1ft	62.3ft	65.6ft
FC	2	2	2	2	1	1	1	1	1	1

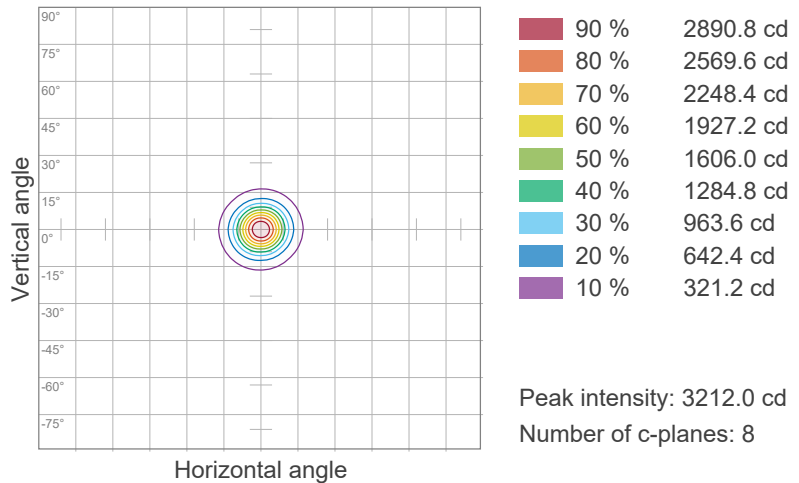
Photometric & Chromaticity Report

Well Batten 14: Standard Optics - Blue-5hrs

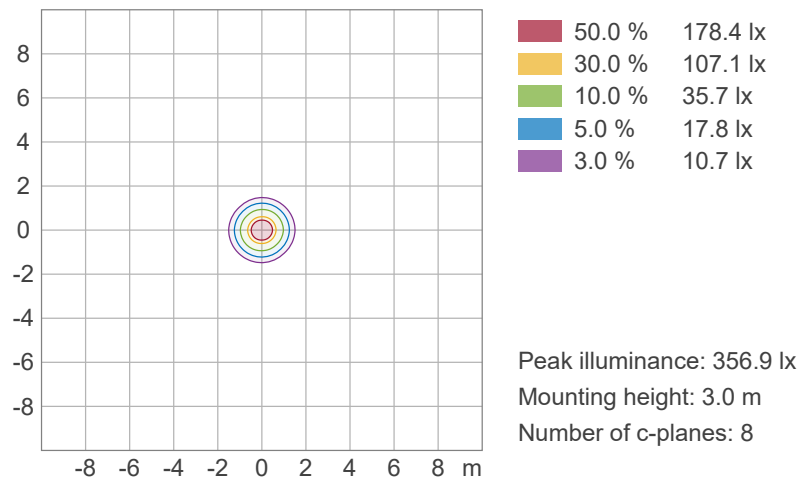


ISO Diagrams

ISO Candela Diagram



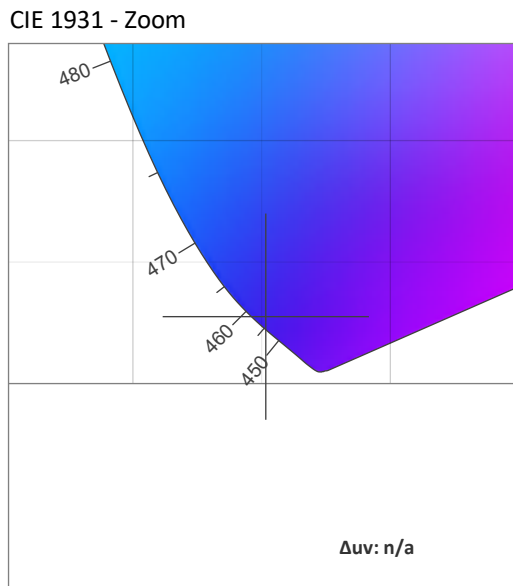
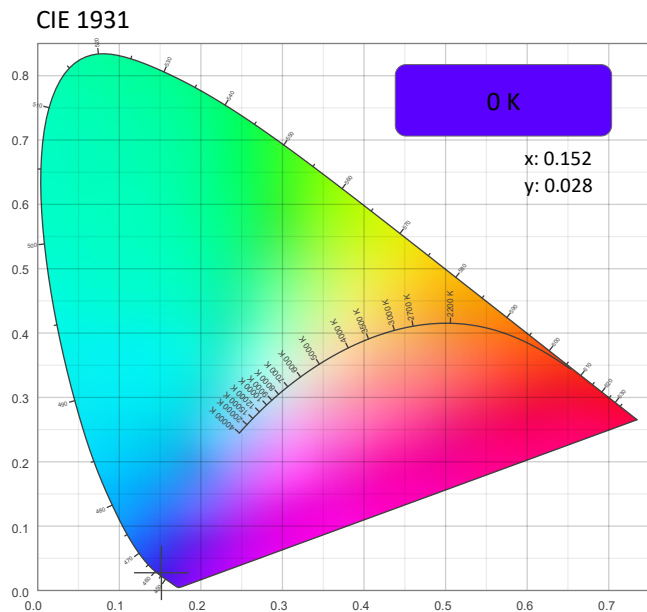
ISO Lux Diagram



Photometric & Chromaticity Report

Well Batten 14: Standard Optics - Blue-5hrs

Chromaticity



CRI: 0.0 (R1-R8)

0	0	0	0	0	0	0	0	0	0	0	0	0	0	0
R1	R2	R3	R4	R5	R6	R7	R8	R9	R10	R11	R12	R13	R14	R15

CQS: 0.0

0	0	0	0	0	0	0	0	0	0	0	0	0	0	0
Q1	Q2	Q3	Q4	Q5	Q6	Q7	Q8	Q9	Q10	Q11	Q12	Q13	Q14	Q15

Color Parameters

Color Temperature	Color Coordinate CIE 1931	Color Coordinate CIE 1931
CCT	x	y
0 K	0.152	0.028

Color Deviation from Black Body Curve	Color Coordinate CIE 1964	Color Coordinate CIE 1964
Δuv	y	u
n/a	0.028	0.200

Color Rendering Index	Red Component	Color Quality Scale
CRI	CRI - R9	CQS
0.0	0.0	0.0

Television Lighting Consistency Index	Color Fidelity	Color Gamut
TLCI	TM30 - Rf	TM30 Rg
n/a	0.0	0.0



Photometric & Chromaticity Report

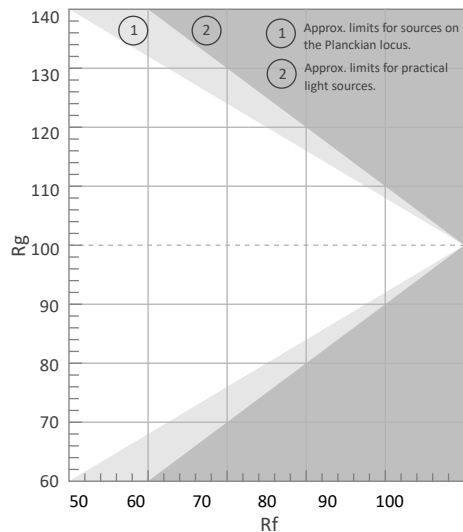
Well Batten 14: Standard Optics - Blue-5hrs

TM-30 Details


Rf 0.0
Fidelity Index (Rg)

Rg 0.0
Gammut Index (Rg)

Hue Bin	Rf	Graphic shifts (%)	
		Chroma	Hue
1	0	0%	0%
2	0	0%	0%
3	0	0%	0%
4	0	0%	0%
5	0	0%	0%
6	0	0%	0%
7	0	0%	0%
8	0	0%	0%
9	0	0%	0%
10	0	0%	0%
11	0	0%	0%
12	0	0%	0%
13	0	0%	0%
14	0	0%	0%
15	0	0%	0%
16	0	0%	0%




Color Vector Graphic



Color Distortion Graphic




Rf by Hue



Local Chroma Shift by Hue



Color Evaluation Sample



Photometric & Chromaticity Report

Well Batten 14: Standard Optics - Blue-8hrs

Report Summary

Measurements

Fixture Output: 363 lm
Fixture Peak: 1986 cd
Fixture Efficacy: n/a lm/W
Intensity @ 5m: 79 lux
Color Temperature: 0 K
CRI: 0.0 CRI R9 Value: 0.0
CQS: 0.0
TLCI: n/a
TM-30 Rf: 0.0
TM-30 Rg: 0.0
Beam Angle (50%): 18.3°
Field Angle (10%): 37.1°
Cutoff Angle (3%): 66.6°

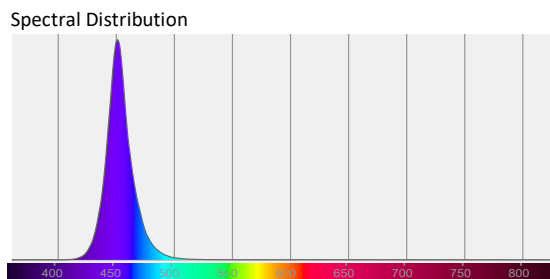
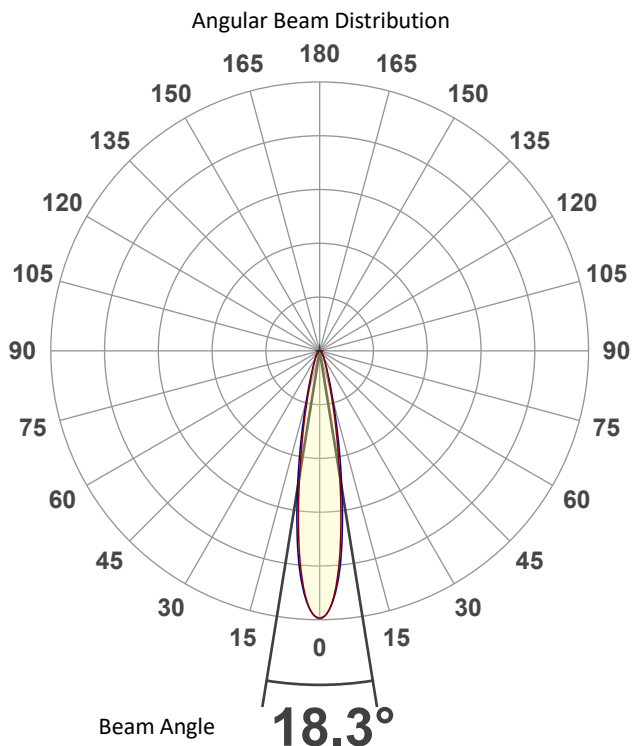


Conditions

AC Supply: 120 V, 60 Hz
Power: 0.0 W
Current: 0.000 A
Power Factor: n/a

This data sheet conforms to American National Standard E1.9 – 2007 (R2017). All data was measured and calculated by a Viso Systems LabSpion Goniometer at the Chauvet PD Optics Laboratory in Davie, FL on 1/8/2025 to LM-63-2002 Standards.


Overall Measurement



Tested Color (CIE 1931):

X: 0.152

Y: 0.027



Light Quality

CRI: 0.0

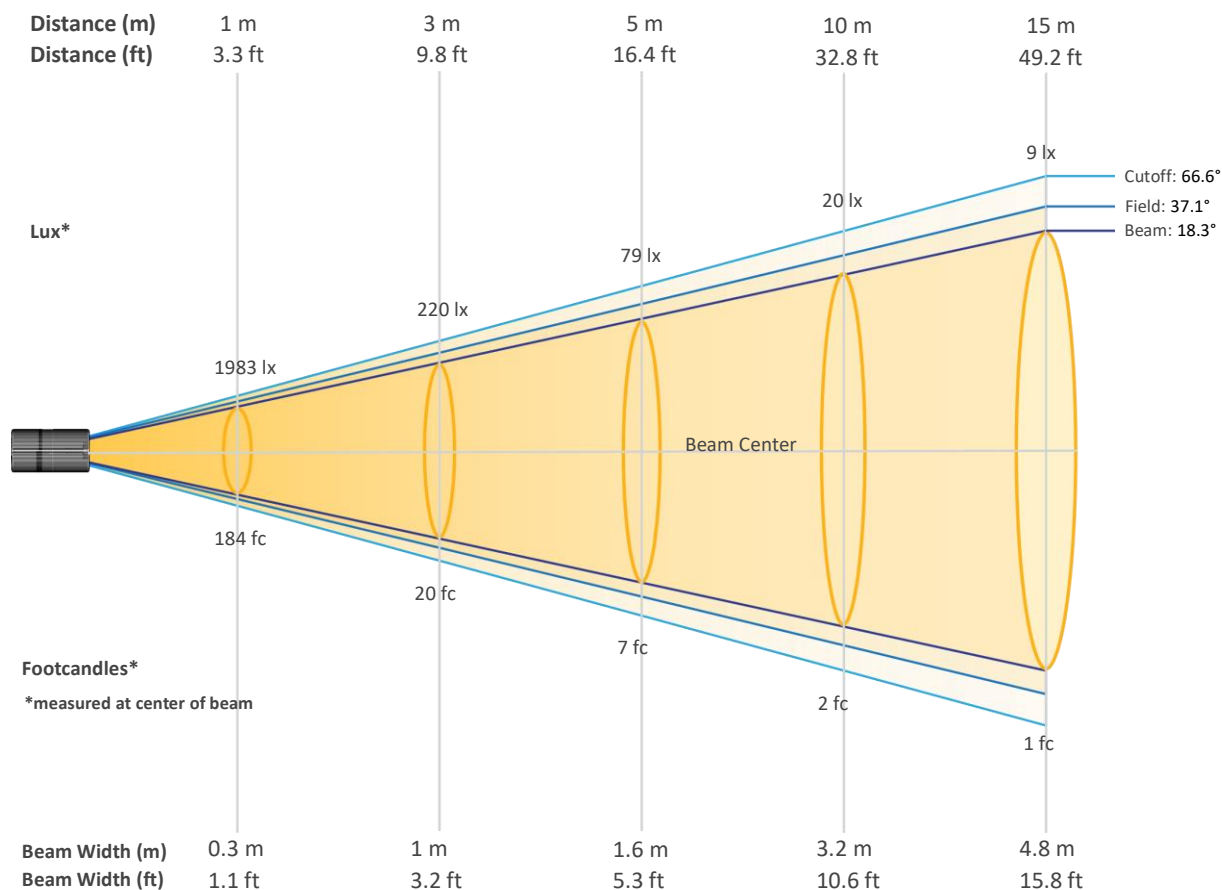
Color Temperature

0 K

Photometric & Chromaticity Report

Well Batten 14: Standard Optics - Blue-8hrs

Beam Details

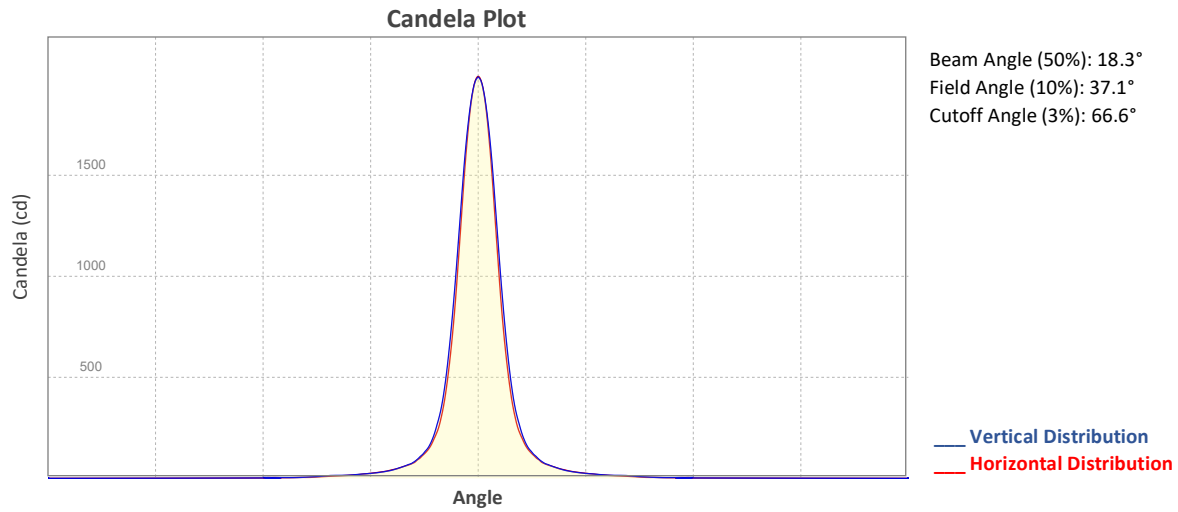


Beam Intensities from 1-20m (3.3-65.6ft)

Distance	1m	2m	3m	4m	5m	6m	7m	8m	9m	10m
Lux	1983	496	220	124	79	55	40	31	24	20
Distance	11m	12m	13m	14m	15m	16m	17m	18m	19m	20m
Lux	16	14	12	10	9	8	7	6	5	5
Distance	3.3ft	6.6ft	9.8ft	13.1ft	16.4ft	19.7ft	23ft	26.2ft	29.5ft	32.8ft
FC	184	46	20	12	7	5	4	3	2	2
Distance	36.1ft	39.4ft	42.7ft	45.9ft	49.2ft	52.5ft	55.8ft	59.1ft	62.3ft	65.6ft
FC	2	1	1	1	1	1	1	1	1	0

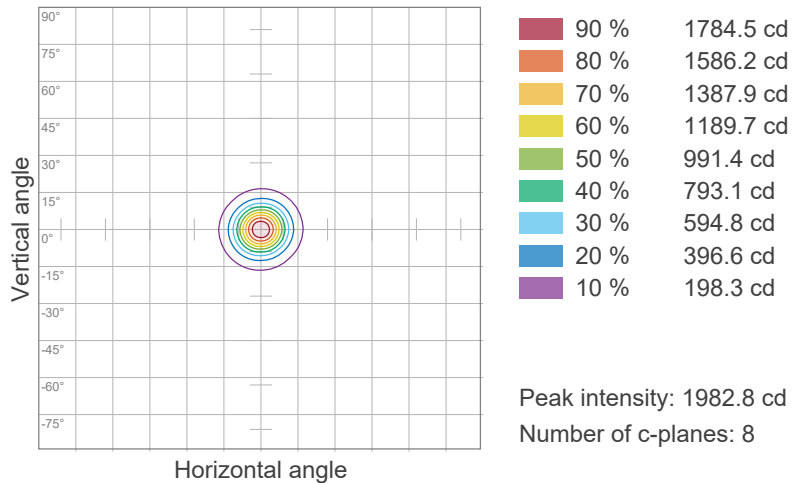
Photometric & Chromaticity Report

Well Batten 14: Standard Optics - Blue-8hrs

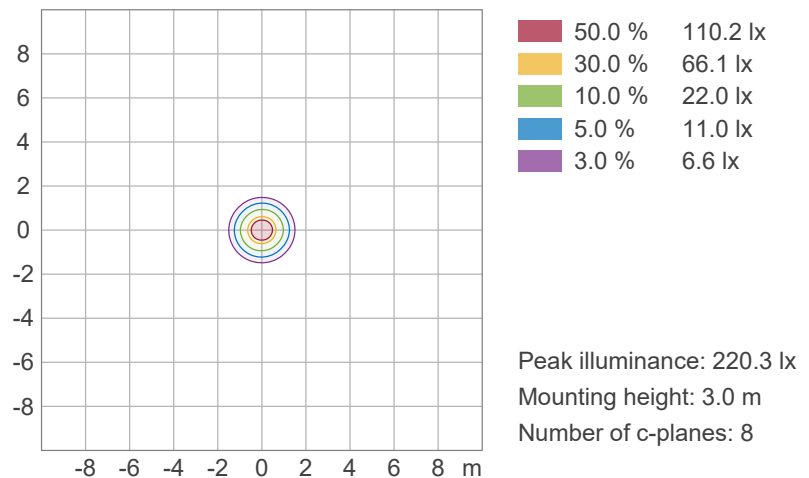


ISO Diagrams

ISO Candela Diagram



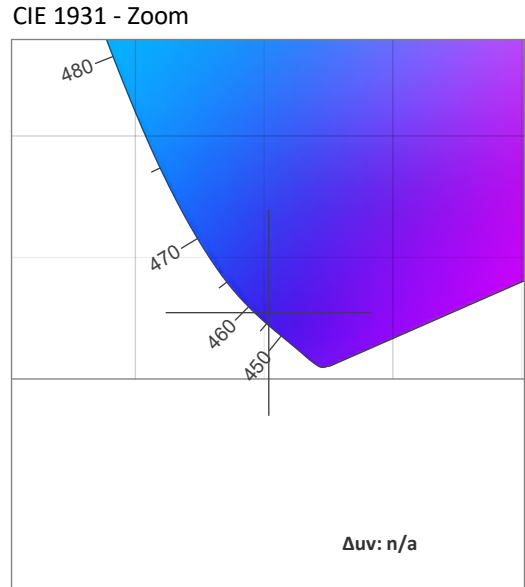
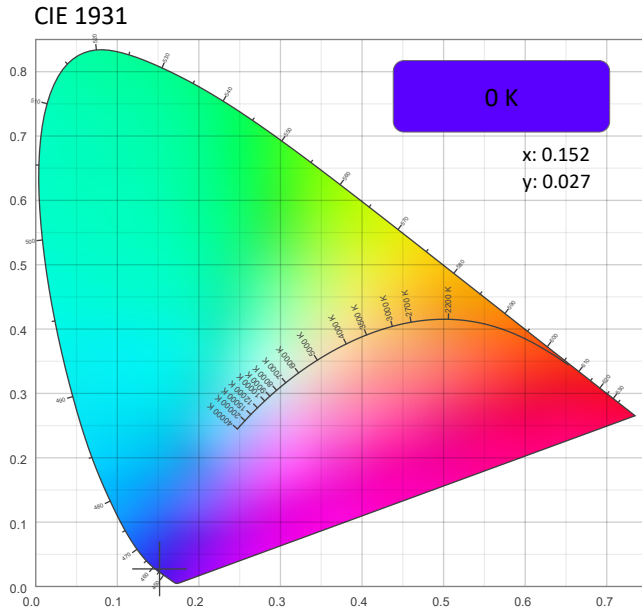
ISO Lux Diagram



Photometric & Chromaticity Report

Well Batten 14: Standard Optics - Blue-8hrs

Chromaticity



CRI: 0.0 (R1-R8)

0 0 0 0 0 0 0 0 0 0 0 0 0 0 0 R1 R2 R3 R4 R5 R6 R7 R8 R9 R10 R11 R12 R13 R14 R15

Color Parameters

Color Temperature	Color Coordinate CIE 1931	Color Coordinate CIE 1931
CCT	x	y
0 K	0.152	0.027

Color Deviation from Black Body Curve	Color Coordinate CIE 1964	Color Coordinate CIE 1964
Δuv	y	u
n/a	0.027	0.201

CQS: 0.0

0 0 0 0 0 0 0 0 0 0 0 0 0 0 0 Q1 Q2 Q3 Q4 Q5 Q6 Q7 Q8 Q9 Q10 Q11 Q12 Q13 Q14 Q15

Color Rendering Index	Red Component	Color Quality Scale
CRI	CRI - R9	CQS
0.0	0.0	0.0

Television Lighting Consistency Index	Color Fidelity	Color Gamut
TLCI	TM30 - Rf	TM30 Rg
n/a	0.0	0.0



Photometric & Chromaticity Report

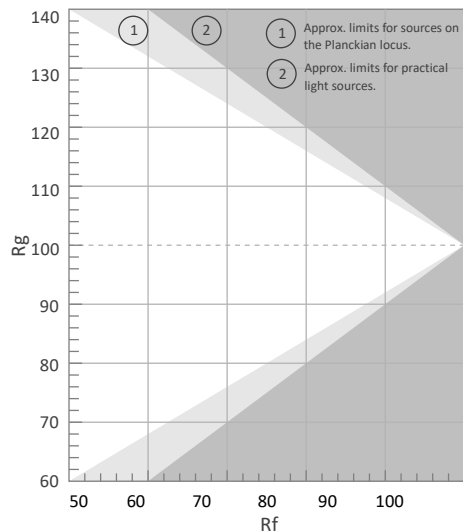
Well Batten 14: Standard Optics - Blue-8hrs

TM-30 Details


Rf 0.0
Fidelity Index (Rg)

Rg 0.0
Gammut Index (Rg)


Hue Bin	Rf	Graphic shifts (%)	
		Chroma	Hue
1	0	0%	0%
2	0	0%	0%
3	0	0%	0%
4	0	0%	0%
5	0	0%	0%
6	0	0%	0%
7	0	0%	0%
8	0	0%	0%
9	0	0%	0%
10	0	0%	0%
11	0	0%	0%
12	0	0%	0%
13	0	0%	0%
14	0	0%	0%
15	0	0%	0%
16	0	0%	0%




Color Vector Graphic



Color Distortion Graphic




Rf by Hue



Local Chroma Shift by Hue



Color Evaluation Sample



Photometric & Chromaticity Report

Well Batten 14: Standard Optics - Blue-12hrs

Report Summary

Measurements

Fixture Output: 228 lm
Fixture Peak: 1236 cd
Fixture Efficacy: n/a lm/W
Intensity @ 5m: 49 lux
Color Temperature: 0 K
CRI: 0.0 CRI R9 Value: 0.0
CQS: 0.0
TLCI: n/a
TM-30 Rf: 0.0
TM-30 Rg: 0.0
Beam Angle (50%): 18.3°
Field Angle (10%): 37.1°
Cutoff Angle (3%): 66°

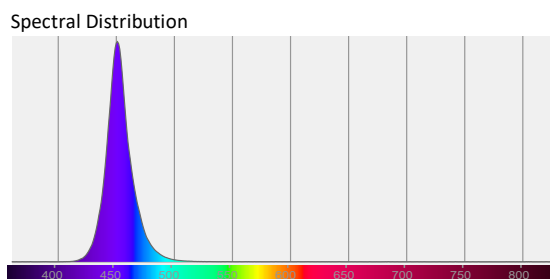
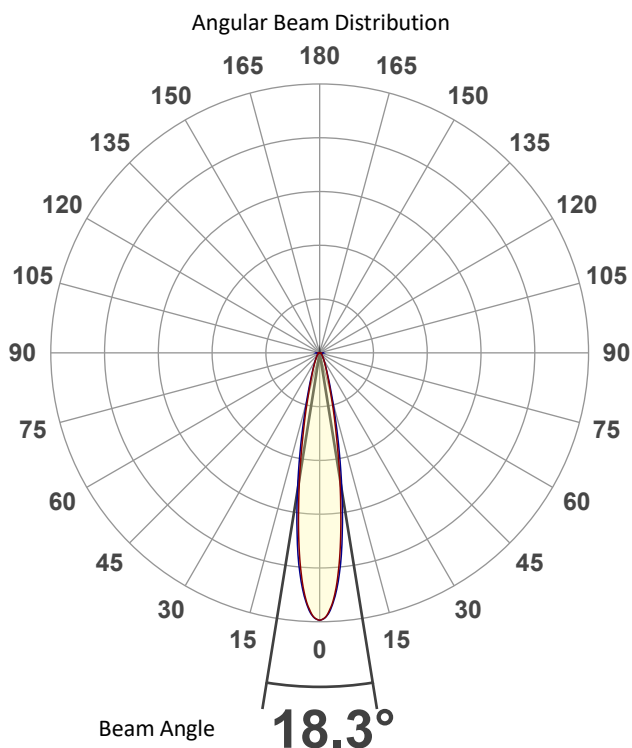


Conditions

AC Supply: 121 V, 60 Hz
Power: 0.0 W
Current: 0.000 A
Power Factor: n/a

This data sheet conforms to American National Standard E1.9 – 2007 (R2017). All data was measured and calculated by a Viso Systems LabSpion Goniometer at the Chauvet PD Optics Laboratory in Davie, FL on 1/8/2025 to LM-63-2002 Standards.

Overall Measurement



Tested Color (CIE 1931):

X: 0.152

Y: 0.027



Light Quality

CRI: 0.0

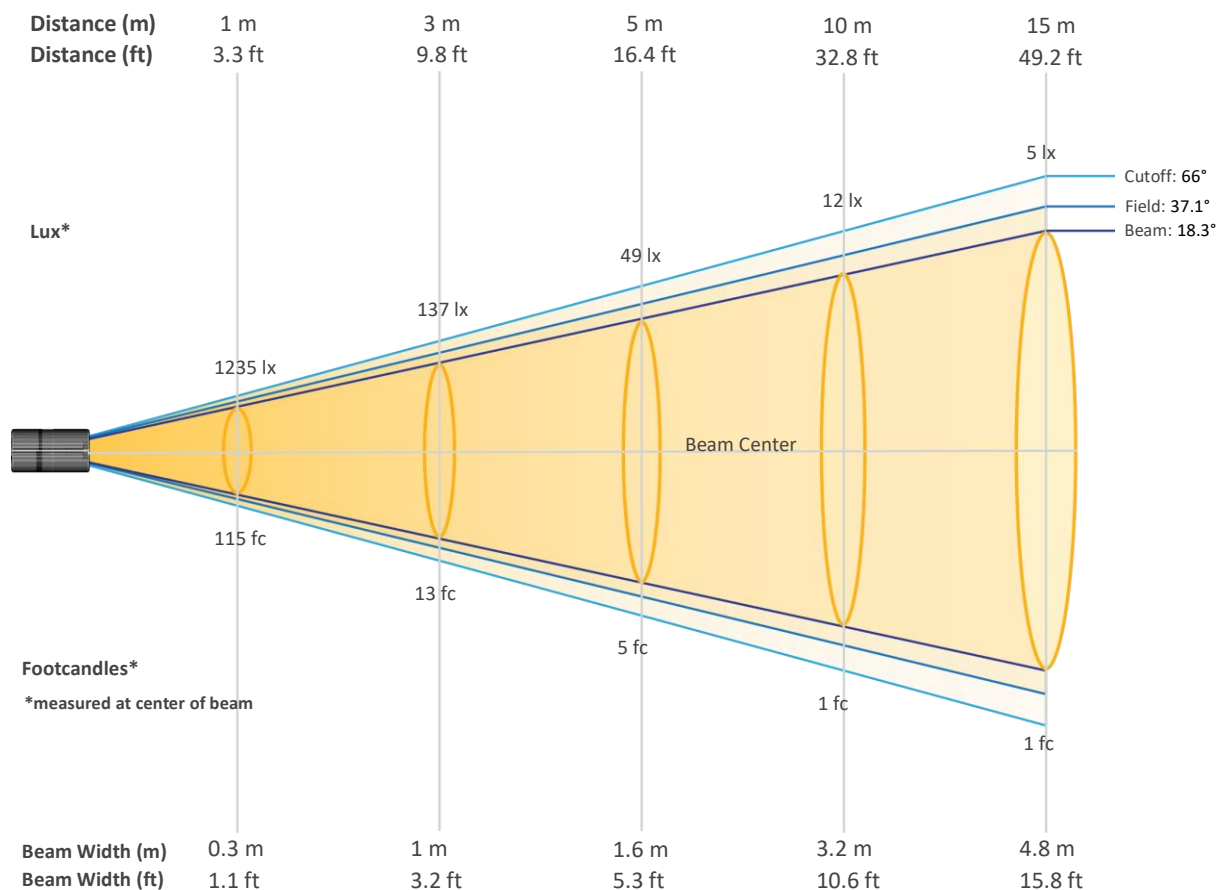
Color Temperature

0 K

Photometric & Chromaticity Report

Well Batten 14: Standard Optics - Blue-12hrs

Beam Details

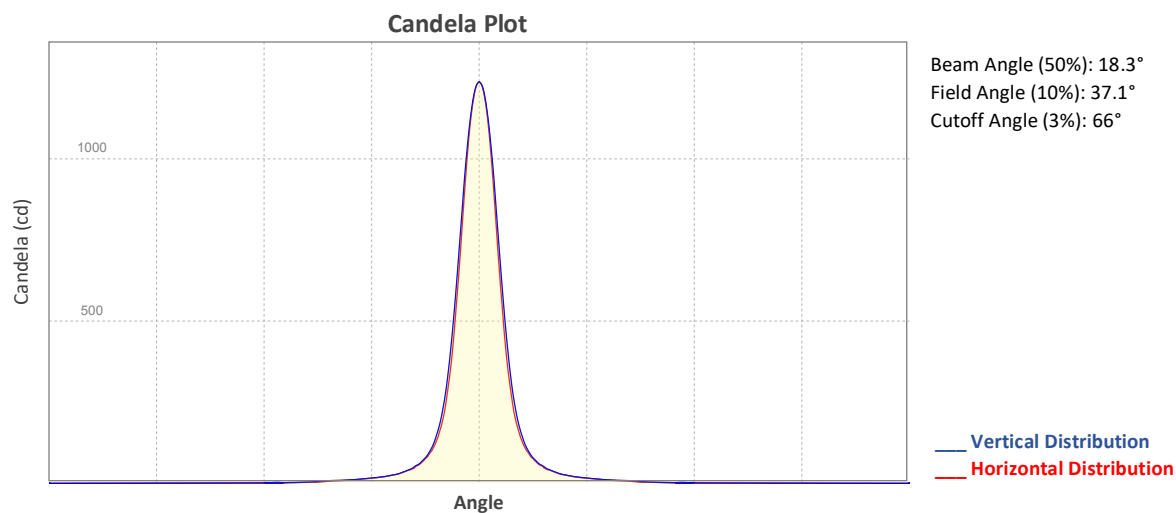


Beam Intensities from 1-20m (3.3-65.6ft)

Distance	1m	2m	3m	4m	5m	6m	7m	8m	9m	10m
Lux	1235	309	137	77	49	34	25	19	15	12
Distance	11m	12m	13m	14m	15m	16m	17m	18m	19m	20m
Lux	10	9	7	6	5	5	4	4	3	3
Distance	3.3ft	6.6ft	9.8ft	13.1ft	16.4ft	19.7ft	23ft	26.2ft	29.5ft	32.8ft
FC	115	29	13	7	5	3	2	2	1	1
Distance	36.1ft	39.4ft	42.7ft	45.9ft	49.2ft	52.5ft	55.8ft	59.1ft	62.3ft	65.6ft
FC	1	1	1	1	1	0	0	0	0	0

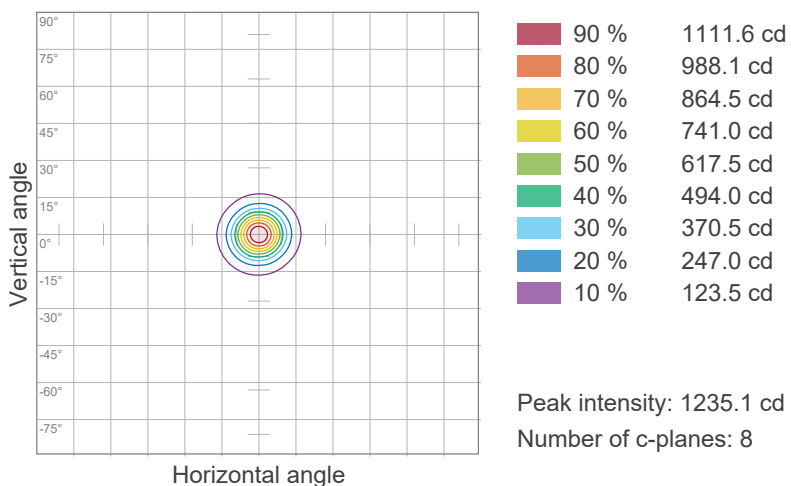
Photometric & Chromaticity Report

Well Batten 14: Standard Optics - Blue-12hrs

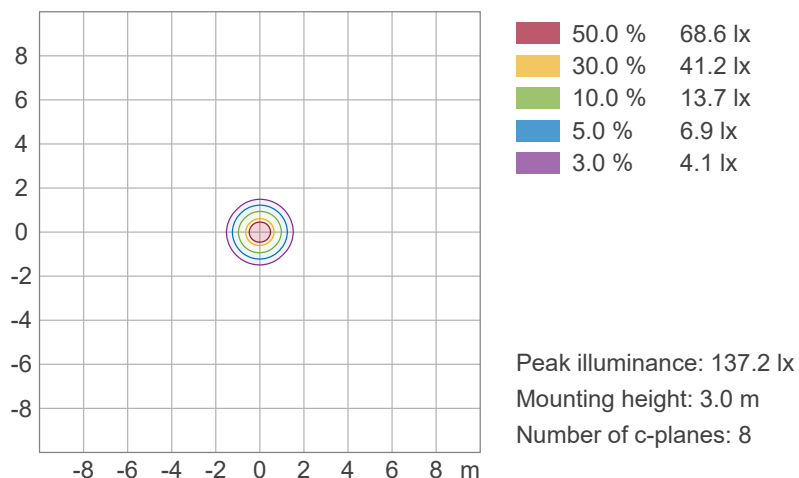


ISO Diagrams

ISO Candela Diagram



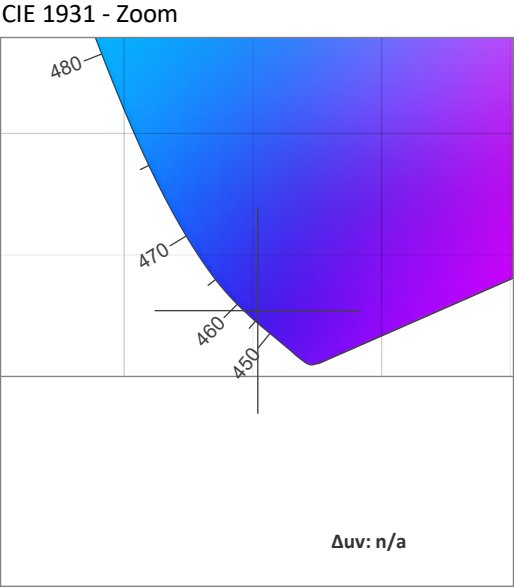
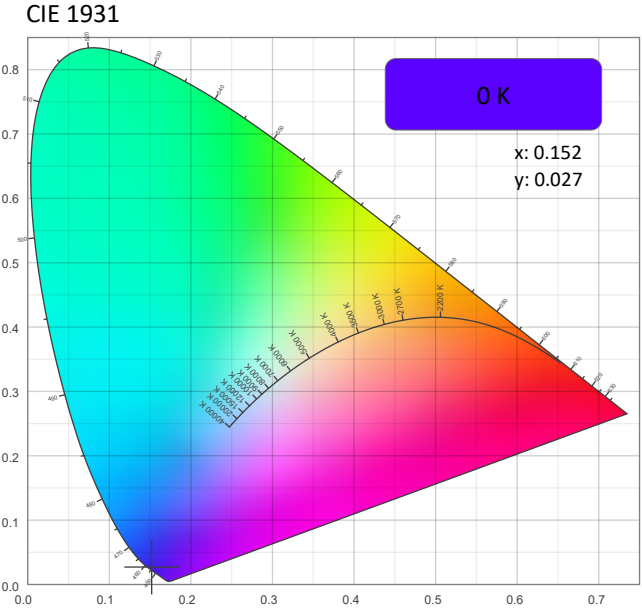
ISO Lux Diagram



Photometric & Chromaticity Report

Well Batten 14: Standard Optics - Blue-12hrs

Chromaticity



CRI: 0.0 (R1-R8)

0	0	0	0	0	0	0	0	0	0	0	0	0	0	0	0
R1	R2	R3	R4	R5	R6	R7	R8	R9	R10	R11	R12	R13	R14	R15	

CQS: 0.0

Q1	Q2	Q3	Q4	Q5	Q6	Q7	Q8	Q9	Q10	Q11	Q12	Q13	Q14	Q15	

Color Parameters

Color Temperature	Color Coordinate CIE 1931	Color Coordinate CIE 1931
CCT	x	y
0 K	0.152	0.027

Color Deviation from Black Body Curve	Color Coordinate CIE 1964	Color Coordinate CIE 1964
Δuv	y	u
n/a	0.027	0.201

Color Rendering Index	Red Component	Color Quality Scale
CRI	CRI - R9	CQS
0.0	0.0	0.0

Television Lighting Consistency Index	Color Fidelity	Color Gamut
TLCI	TM30 - Rf	TM30 Rg
n/a	0.0	0.0



Photometric & Chromaticity Report

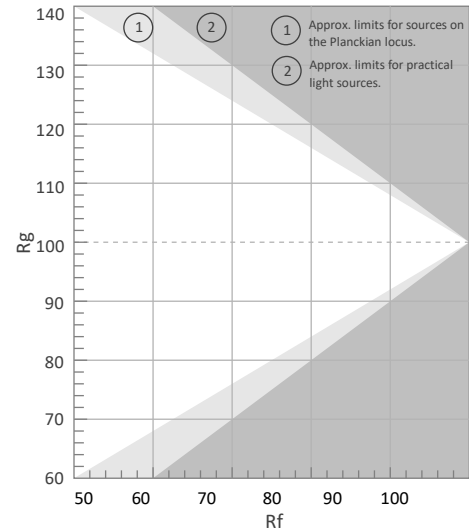
Well Batten 14: Standard Optics - Blue-12hrs

TM-30 Details


Rf 0.0
Fidelity Index
(Rg)

Rg 0.0
Gammut Index (Rg)


Hue Bin	Rf	Graphic shifts (%)	
		Chroma	Hue
1	0	0%	0%
2	0	0%	0%
3	0	0%	0%
4	0	0%	0%
5	0	0%	0%
6	0	0%	0%
7	0	0%	0%
8	0	0%	0%
9	0	0%	0%
10	0	0%	0%
11	0	0%	0%
12	0	0%	0%
13	0	0%	0%
14	0	0%	0%
15	0	0%	0%
16	0	0%	0%




Color Vector Graphic



Color Distortion Graphic




Rf by Hue



Local Chroma Shift by Hue



Color Evaluation Sample



Photometric & Chromaticity Report

Well Batten 14: Standard Optics - Blue-18hrs

Report Summary

Measurements

Fixture Output: 151 lm
Fixture Peak: 763 cd
Fixture Efficacy: n/a lm/W
Intensity @ 5m: 30 lux
Color Temperature: 0 K
CRI: 0.0 CRI R9 Value: 0.0
CQS: 0.0
TLCI: n/a
TM-30 Rf: 0.0
TM-30 Rg: 0.0
Beam Angle (50%): 18.3°
Field Angle (10%): 37.2°
Cutoff Angle (3%): 69.2°

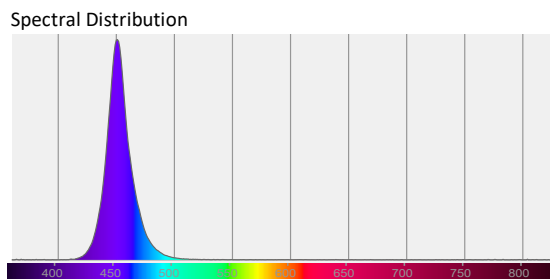
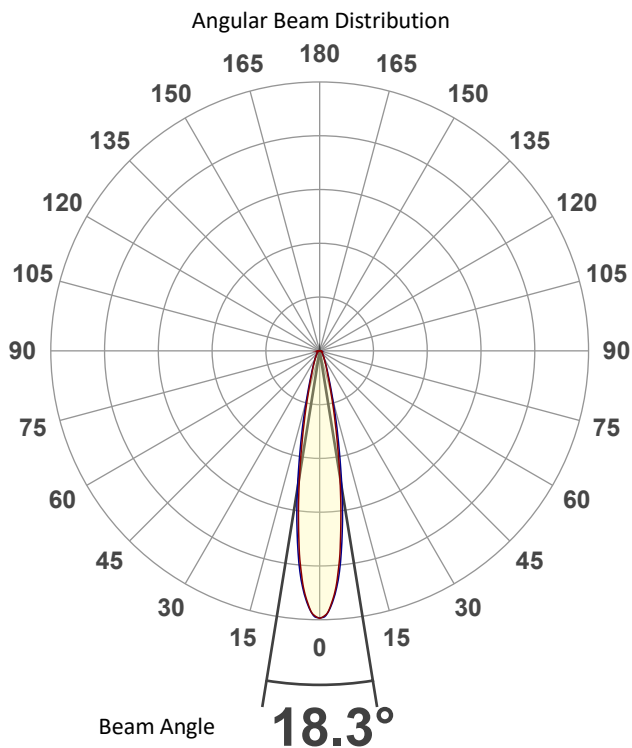


Conditions

AC Supply: 120 V, 60 Hz
Power: 0.0 W
Current: 0.000 A
Power Factor: n/a

This data sheet conforms to American National Standard E1.9 – 2007 (R2017). All data was measured and calculated by a Viso Systems LabSpion Goniometer at the Chauvet PD Optics Laboratory in Davie, FL on 1/8/2025 to LM-63-2002 Standards.


Overall Measurement



Tested Color (CIE 1931):

X: 0.152

Y: 0.027



Light Quality

CRI: 0.0

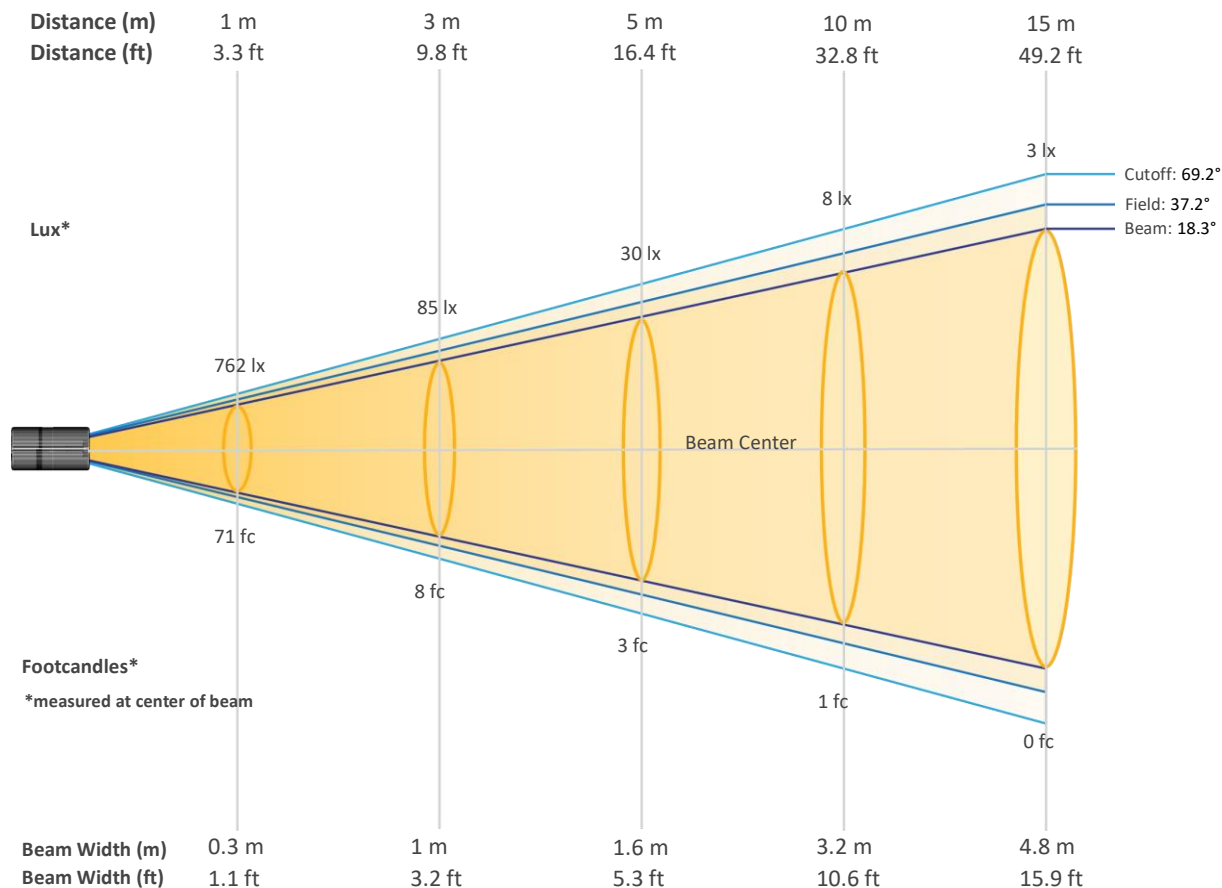
Color Temperature

0 K

Photometric & Chromaticity Report

Well Batten 14: Standard Optics - Blue-18hrs

Beam Details

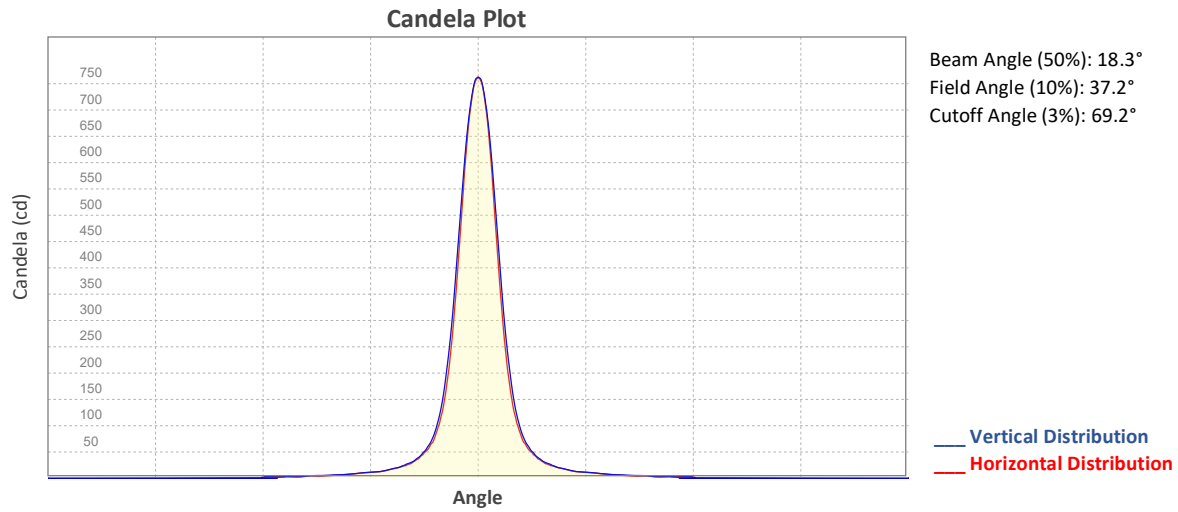


Beam Intensities from 1-20m (3.3-65.6ft)

Distance	1m	2m	3m	4m	5m	6m	7m	8m	9m	10m
Lux	762	191	85	48	30	21	16	12	9	8
Distance	11m	12m	13m	14m	15m	16m	17m	18m	19m	20m
Lux	6	5	5	4	3	3	3	2	2	2
Distance	3.3ft	6.6ft	9.8ft	13.1ft	16.4ft	19.7ft	23ft	26.2ft	29.5ft	32.8ft
FC	71	18	8	4	3	2	1	1	1	1
Distance	36.1ft	39.4ft	42.7ft	45.9ft	49.2ft	52.5ft	55.8ft	59.1ft	62.3ft	65.6ft
FC	1	0	0	0	0	0	0	0	0	0

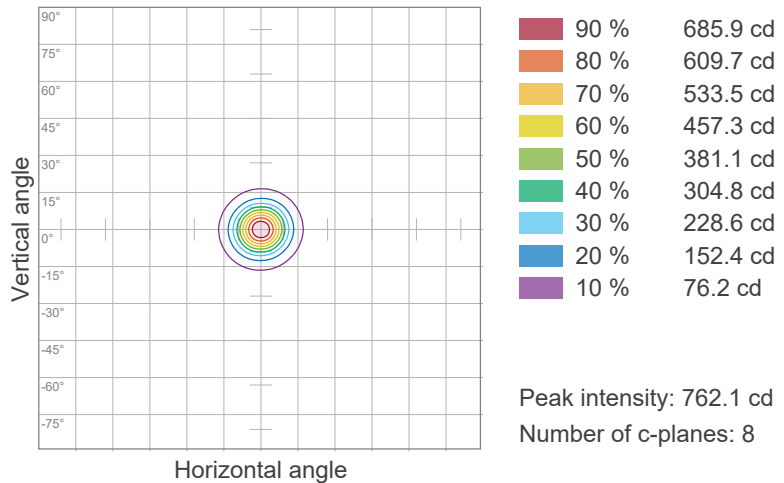
Photometric & Chromaticity Report

Well Batten 14: Standard Optics - Blue-18hrs

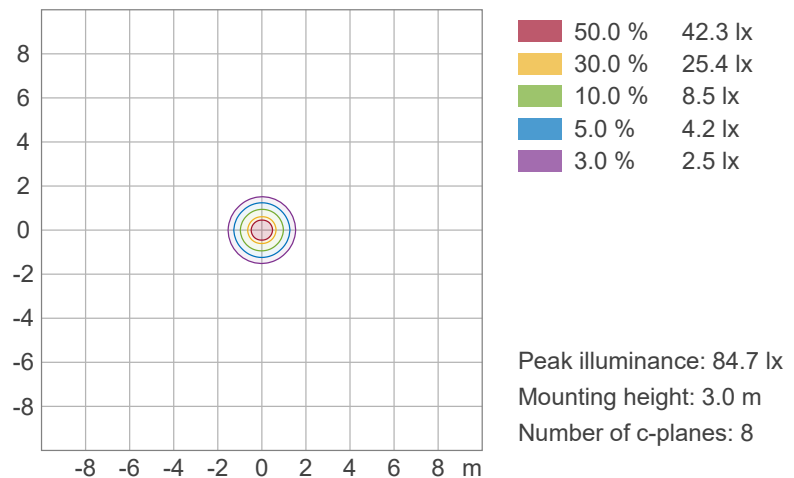


ISO Diagrams

ISO Candela Diagram



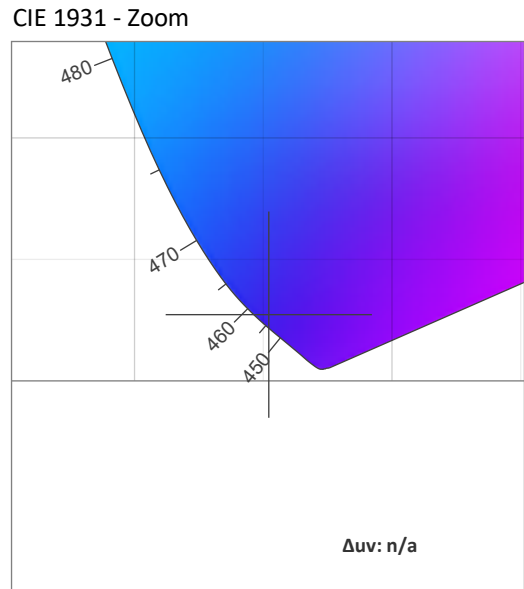
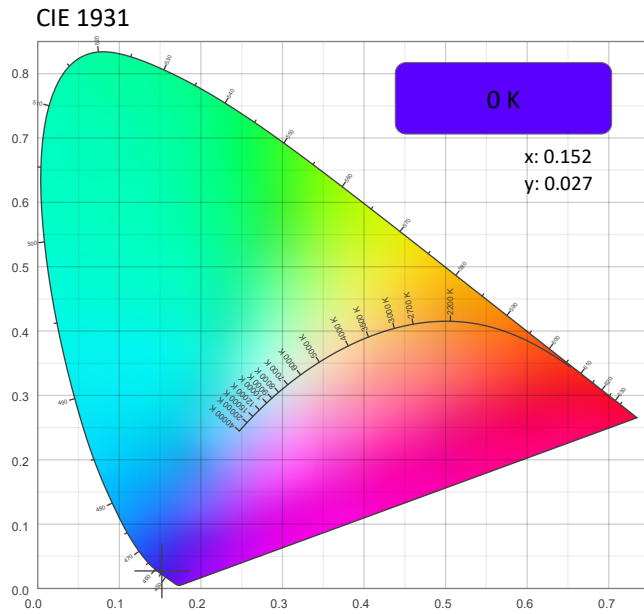
ISO Lux Diagram



Photometric & Chromaticity Report

Well Batten 14: Standard Optics - Blue-18hrs

Chromaticity



CRI: 0.0 (R1-R8)

0	0	0	0	0	0	0	0	0	0	0	0	0	0	0	0
R1	R2	R3	R4	R5	R6	R7	R8	R9	R10	R11	R12	R13	R14	R15	

CQS: 0.0

0	0	0	0	0	0	0	0	0	0	0	0	0	0	0	0
Q1	Q2	Q3	Q4	Q5	Q6	Q7	Q8	Q9	Q10	Q11	Q12	Q13	Q14	Q15	

Color Parameters

Color Temperature	Color Coordinate CIE 1931	Color Coordinate CIE 1931
CCT	x	y
0 K	0.152	0.027

Color Deviation from Black Body Curve	Color Coordinate CIE 1964	Color Coordinate CIE 1964
Δuv	y	u
n/a	0.027	0.201

Color Rendering Index	Red Component	Color Quality Scale
CRI	CRI - R9	CQS
0.0	0.0	0.0

Television Lighting Consistency Index	Color Fidelity	Color Gamut
TLCI	TM30 - Rf	TM30 Rg
n/a	0.0	0.0

Photometric & Chromaticity Report

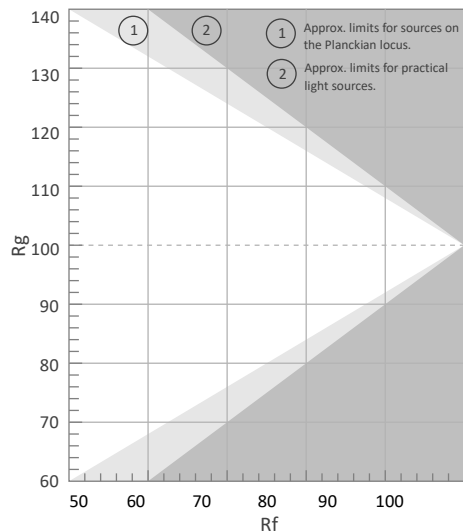
Well Batten 14: Standard Optics - Blue-18hrs

TM-30 Details


Rf 0.0
Fidelity Index (Rg)

Rg 0.0
Gammut Index (Rg)


Hue Bin	Rf	Graphic shifts (%)	
		Chroma	Hue
1	0	0%	0%
2	0	0%	0%
3	0	0%	0%
4	0	0%	0%
5	0	0%	0%
6	0	0%	0%
7	0	0%	0%
8	0	0%	0%
9	0	0%	0%
10	0	0%	0%
11	0	0%	0%
12	0	0%	0%
13	0	0%	0%
14	0	0%	0%
15	0	0%	0%
16	0	0%	0%



Color Vector Graphic



Color Distortion Graphic




Rf by Hue



Local Chroma Shift by Hue



Color Evaluation Sample



Photometric & Chromaticity Report

Well Batten 14: Standard Optics - Blue-AC

Report Summary

Measurements

Fixture Output: 614 lm
Fixture Peak: 3472 cd
Fixture Efficacy: 12 lm/W
Intensity @ 5m: 139 lux
Color Temperature: 0 K
CRI: 0.0 CRI R9 Value: 0.0
CQS: 0.0
TLCI: n/a
TM-30 Rf: 0.0
TM-30 Rg: 0.0
Beam Angle (50%): 18.2°
Field Angle (10%): 36.8°
Cutoff Angle (3%): 65.7°

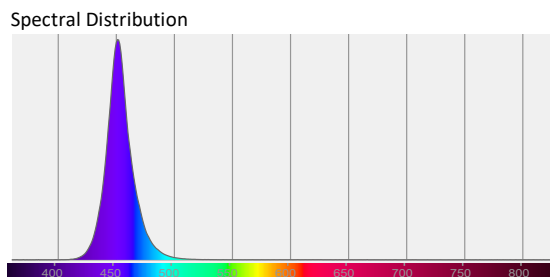
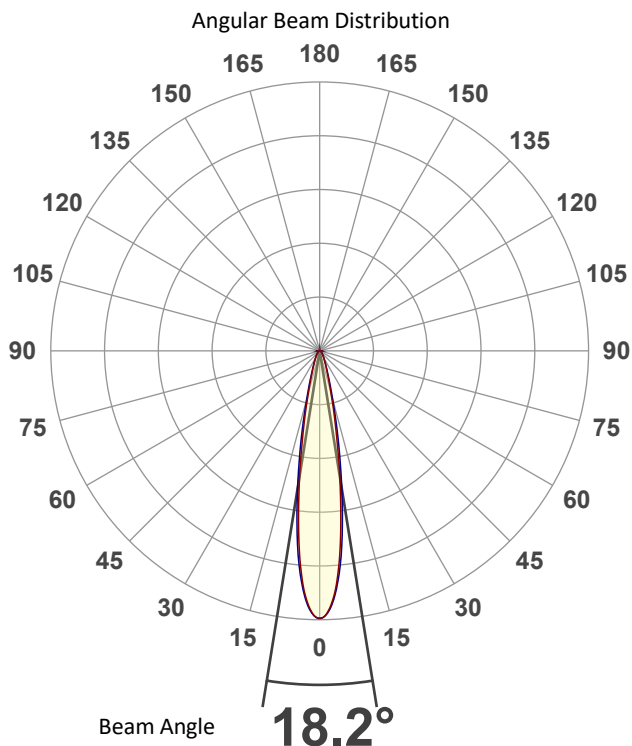


Conditions

AC Supply: 119 V, 60 Hz
Power: 52.29 W
Current: 0.438 A
Power Factor: 0.99

This data sheet conforms to American National Standard E1.9 – 2007 (R2017). All data was measured and calculated by a Viso Systems LabSpion Goniometer at the Chauvet PD Optics Laboratory in Davie, FL on 1/8/2025 to LM-63-2002 Standards.


Overall Measurement



Tested Color (CIE 1931):

X: 0.151

Y: 0.028



Light Quality

CRI: 0.0

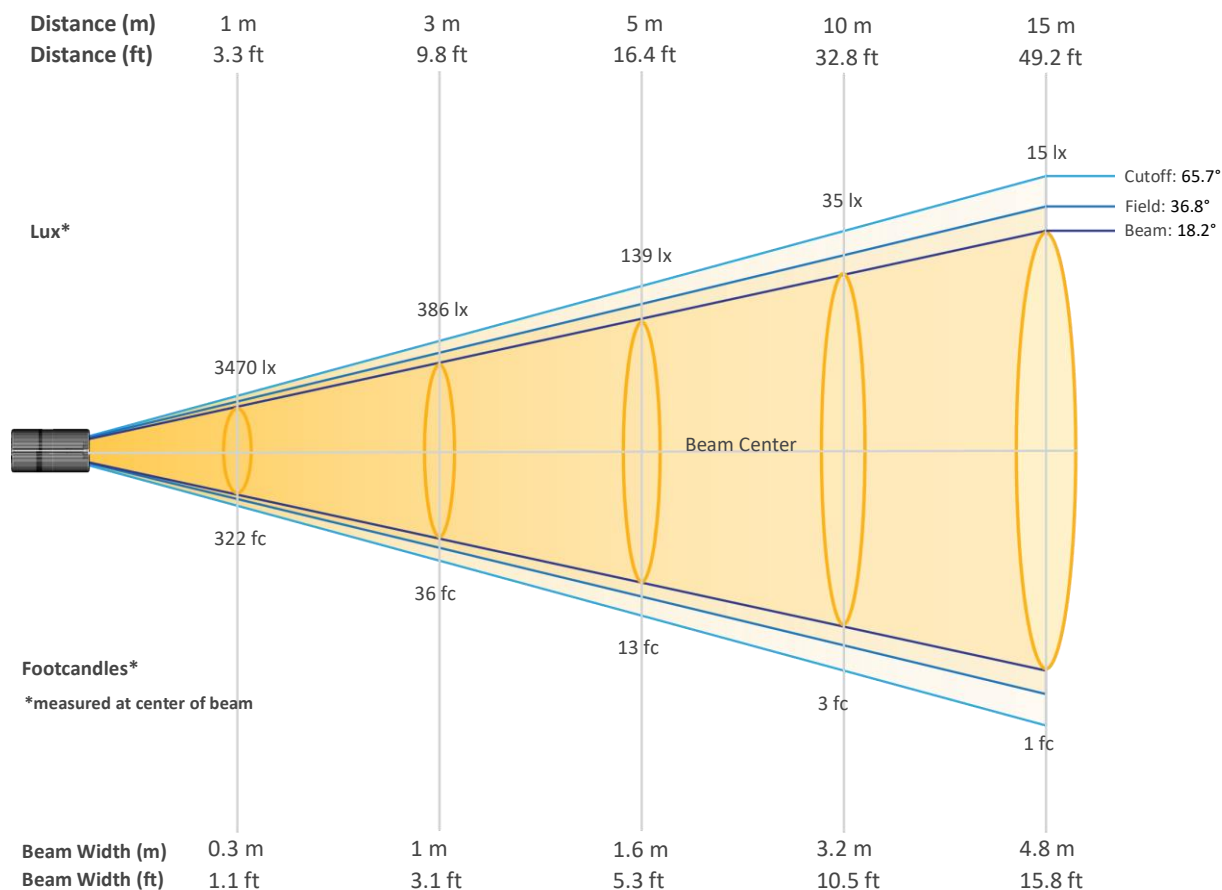
Color Temperature

0 K

Photometric & Chromaticity Report

Well Batten 14: Standard Optics - Blue-AC

Beam Details

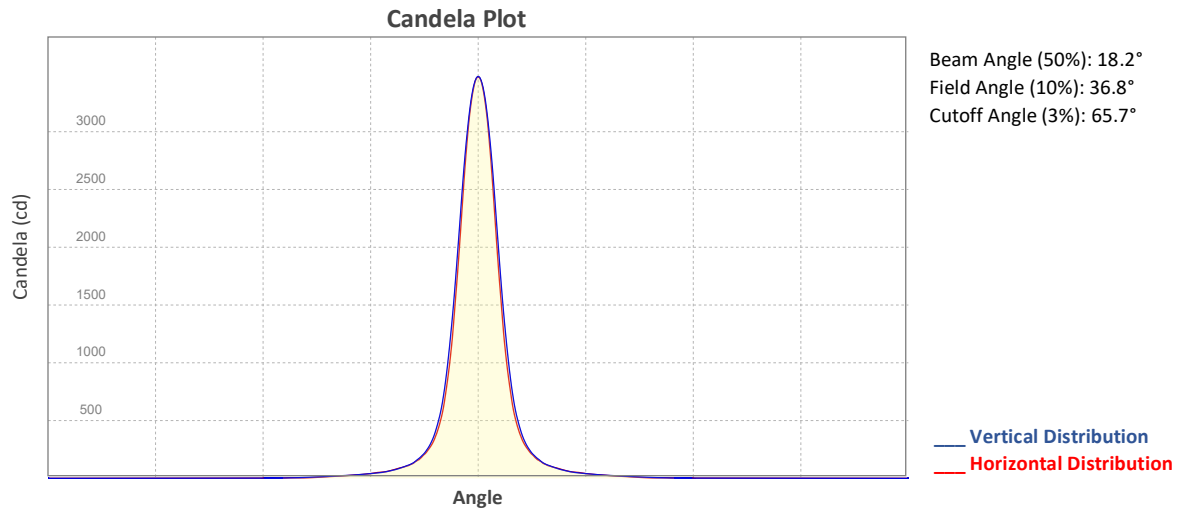


Beam Intensities from 1-20m (3.3-65.6ft)

Distance	1m	2m	3m	4m	5m	6m	7m	8m	9m	10m
Lux	3470	868	386	217	139	96	71	54	43	35
Distance	11m	12m	13m	14m	15m	16m	17m	18m	19m	20m
Lux	29	24	21	18	15	14	12	11	10	9
Distance	3.3ft	6.6ft	9.8ft	13.1ft	16.4ft	19.7ft	23ft	26.2ft	29.5ft	32.8ft
FC	322	81	36	20	13	9	7	5	4	3
Distance	36.1ft	39.4ft	42.7ft	45.9ft	49.2ft	52.5ft	55.8ft	59.1ft	62.3ft	65.6ft
FC	3	2	2	2	1	1	1	1	1	1

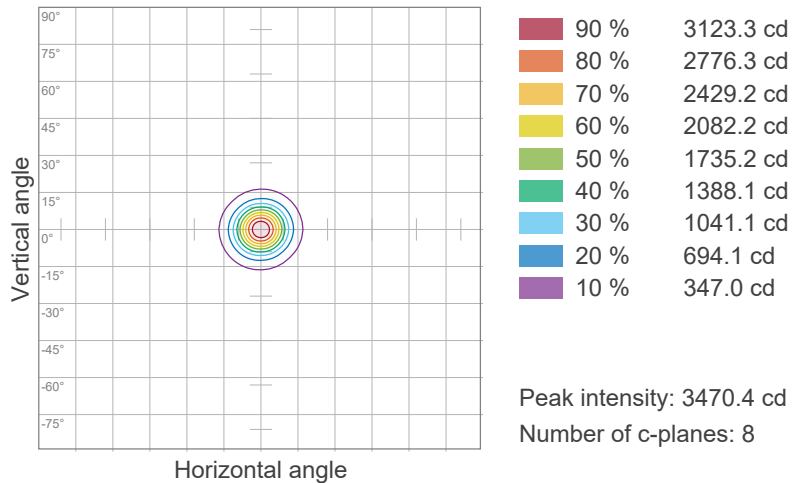
Photometric & Chromaticity Report

Well Batten 14: Standard Optics - Blue-AC

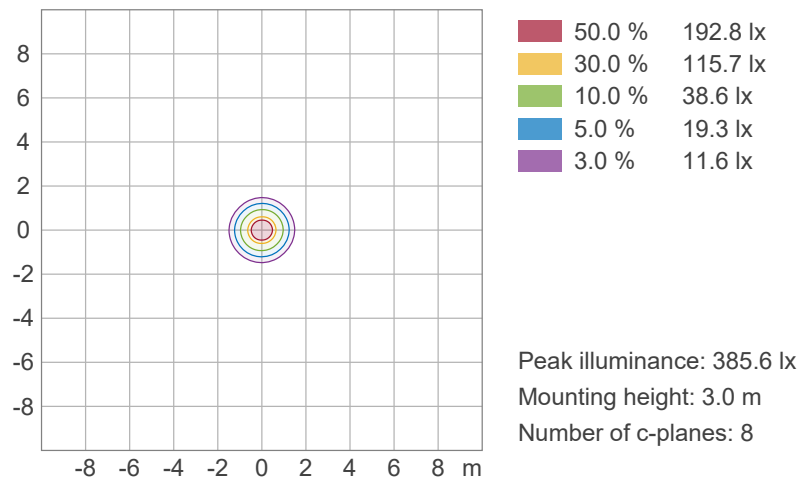


ISO Diagrams

ISO Candela Diagram



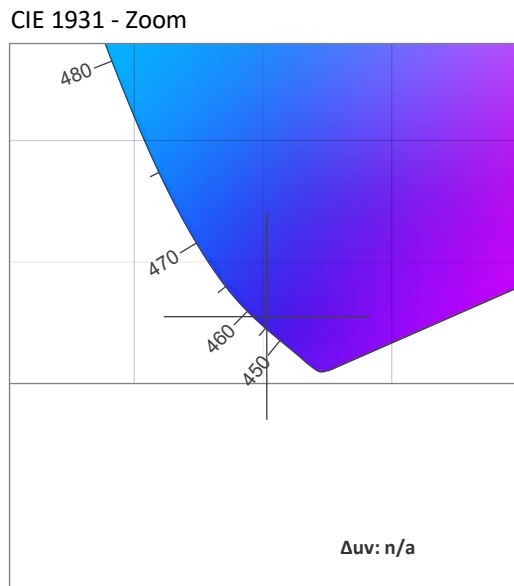
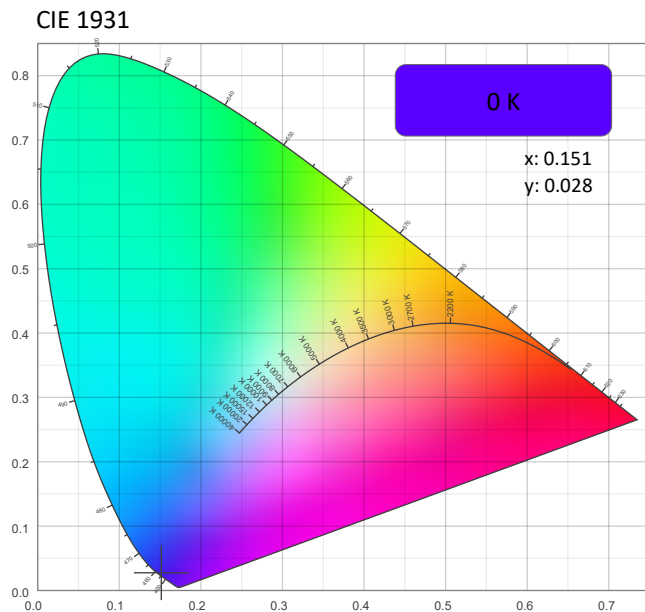
ISO Lux Diagram



Photometric & Chromaticity Report

Well Batten 14: Standard Optics - Blue-AC

Chromaticity



CRI: 0.0 (R1-R8)

0	0	0	0	0	0	0	0	0	0	0	0	0	0	0	0
R1	R2	R3	R4	R5	R6	R7	R8	R9	R10	R11	R12	R13	R14	R15	

CQS: 0.0

0	0	0	0	0	0	0	0	0	0	0	0	0	0	0	0
Q1	Q2	Q3	Q4	Q5	Q6	Q7	Q8	Q9	Q10	Q11	Q12	Q13	Q14	Q15	

Color Parameters

Color Temperature	Color Coordinate CIE 1931	Color Coordinate CIE 1931
CCT	x	y
0 K	0.151	0.028

Color Deviation from Black Body Curve	Color Coordinate CIE 1964	Color Coordinate CIE 1964
Δuv	y	u
n/a	0.028	0.200

Color Rendering Index	Red Component	Color Quality Scale
CRI	CRI - R9	CQS
0.0	0.0	0.0

Television Lighting Consistency Index	Color Fidelity	Color Gamut
TLCI	TM30 - Rf	TM30 Rg
n/a	0.0	0.0



Photometric & Chromaticity Report

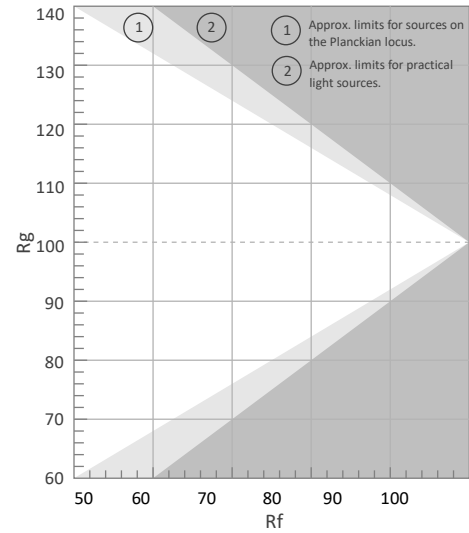
Well Batten 14: Standard Optics - Blue-AC

TM-30 Details


Rf 0.0
Fidelity Index
(Rg)

Rg 0.0
Gammut Index (Rg)


Hue Bin	Rf	Graphic shifts (%)	
		Chroma	Hue
1	0	0%	0%
2	0	0%	0%
3	0	0%	0%
4	0	0%	0%
5	0	0%	0%
6	0	0%	0%
7	0	0%	0%
8	0	0%	0%
9	0	0%	0%
10	0	0%	0%
11	0	0%	0%
12	0	0%	0%
13	0	0%	0%
14	0	0%	0%
15	0	0%	0%
16	0	0%	0%




Color Vector Graphic



Color Distortion Graphic




Rf by Hue



Local Chroma Shift by Hue



Color Evaluation Sample



Photometric & Chromaticity Report

Well Batten 14: Standard Optics - Blue-Off

Report Summary

Measurements

Fixture Output: 587 lm
Fixture Peak: 3071 cd
Fixture Efficacy: n/a lm/W
Intensity @ 5m: 123 lux
Color Temperature: 0 K
CRI: 0.0 CRI R9 Value: 0.0
CQS: 0.0
TLCI: n/a
TM-30 Rf: 0.0
TM-30 Rg: 0.0
Beam Angle (50%): 18.2°
Field Angle (10%): 37.2°
Cutoff Angle (3%): 67.5°

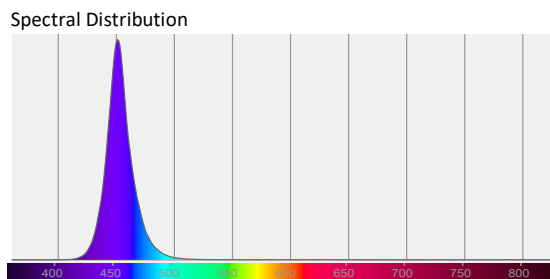
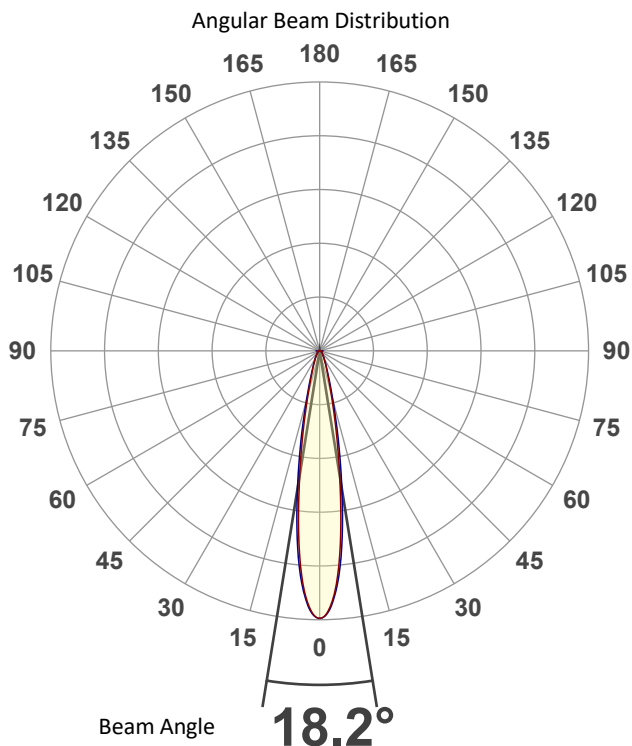


Conditions

AC Supply: 120 V, 60 Hz
Power: 0.0 W
Current: 0.000 A
Power Factor: n/a

This data sheet conforms to American National Standard E1.9 – 2007 (R2017). All data was measured and calculated by a Viso Systems LabSpion Goniometer at the Chauvet PD Optics Laboratory in Davie, FL on 1/8/2025 to LM-63-2002 Standards.


Overall Measurement



Tested Color (CIE 1931):

X: 0.152

Y: 0.028



Light Quality

CRI: 0.0

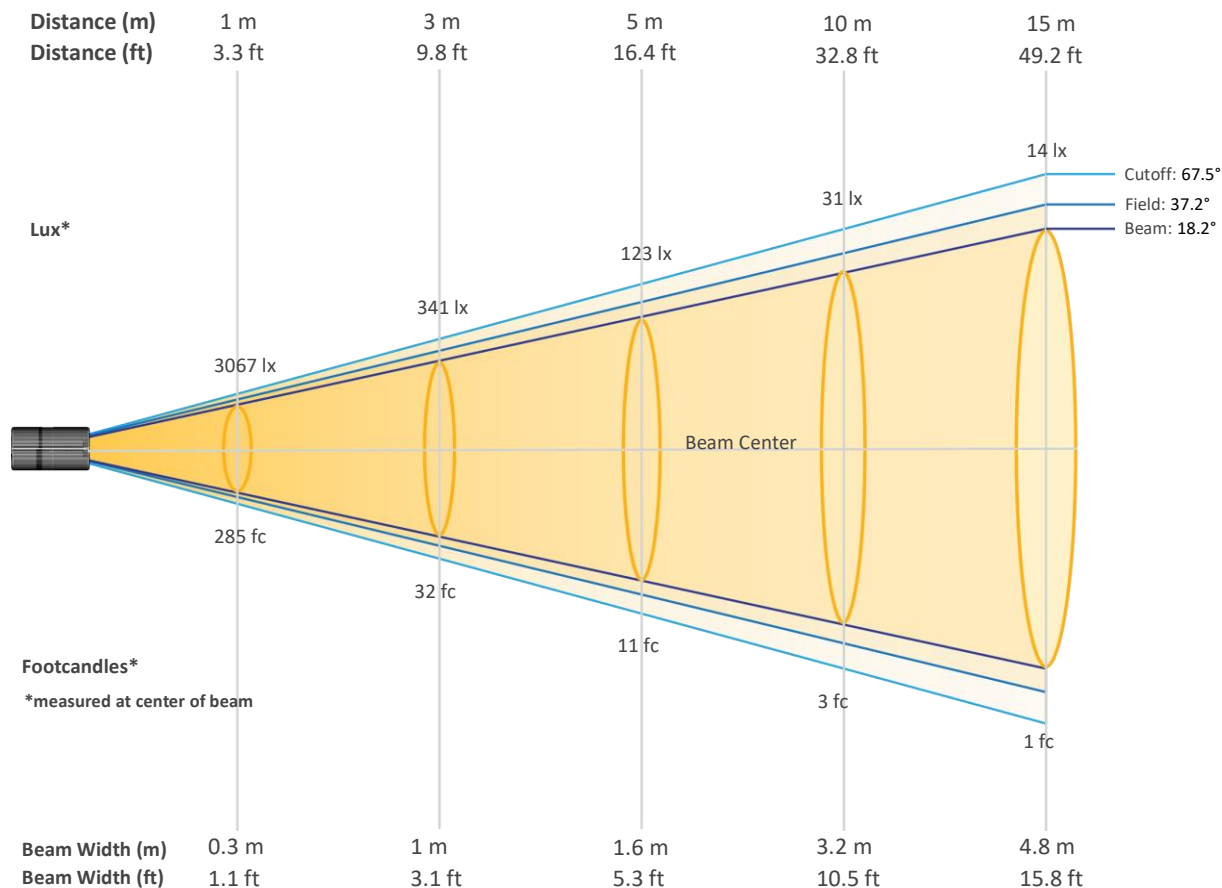
Color Temperature

0 K

Photometric & Chromaticity Report

Well Batten 14: Standard Optics - Blue-Off

Beam Details

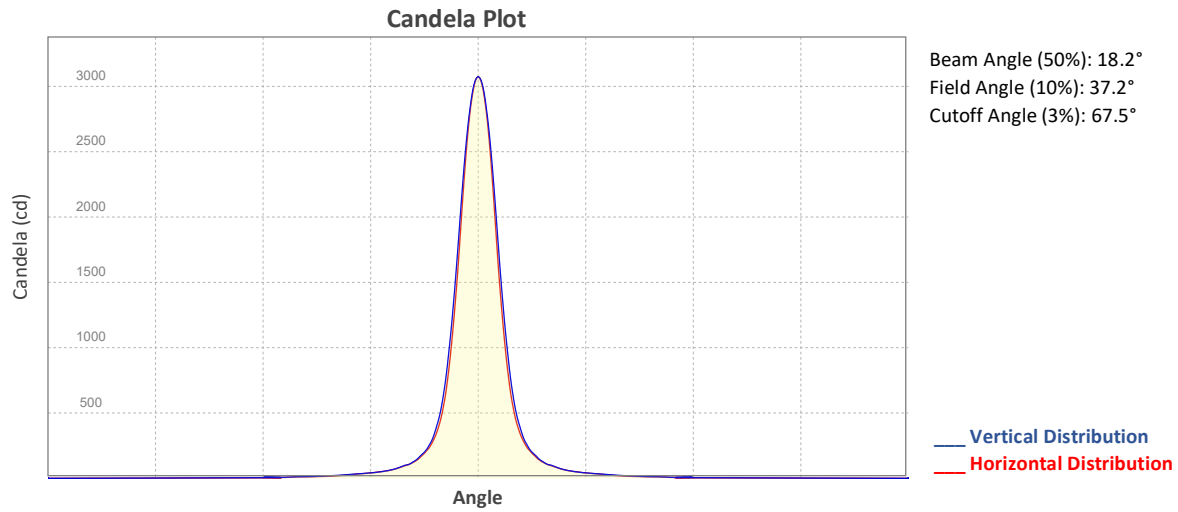


Beam Intensities from 1-20m (3.3-65.6ft)

Distance	1m	2m	3m	4m	5m	6m	7m	8m	9m	10m
Lux	3067	767	341	192	123	85	63	48	38	31
Distance	11m	12m	13m	14m	15m	16m	17m	18m	19m	20m
Lux	25	21	18	16	14	12	11	9	8	8
Distance	3.3ft	6.6ft	9.8ft	13.1ft	16.4ft	19.7ft	23ft	26.2ft	29.5ft	32.8ft
FC	285	71	32	18	11	8	6	4	4	3
Distance	36.1ft	39.4ft	42.7ft	45.9ft	49.2ft	52.5ft	55.8ft	59.1ft	62.3ft	65.6ft
FC	2	2	2	1	1	1	1	1	1	1

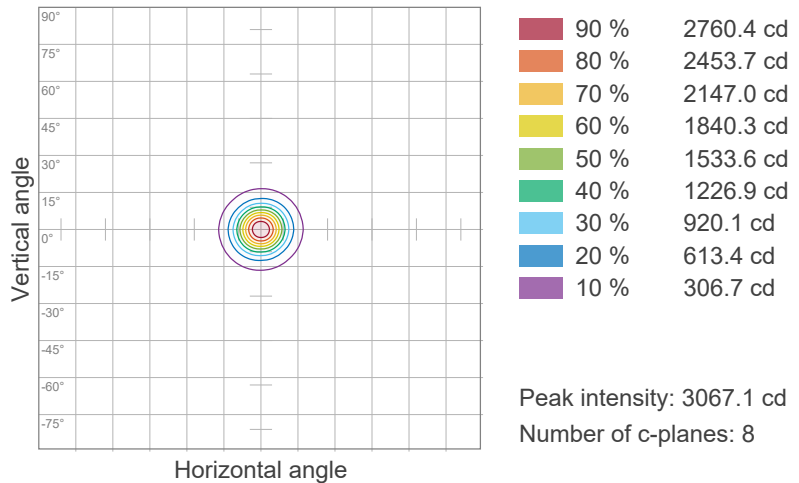
Photometric & Chromaticity Report

Well Batten 14: Standard Optics - Blue-Off

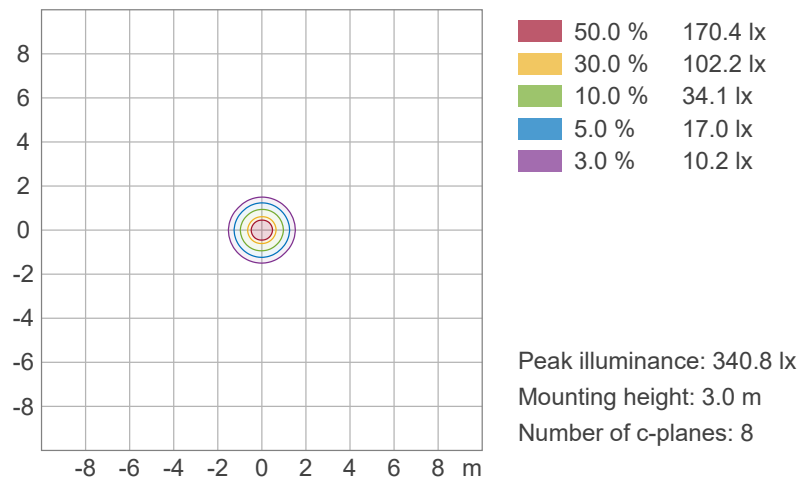


ISO Diagrams

ISO Candela Diagram



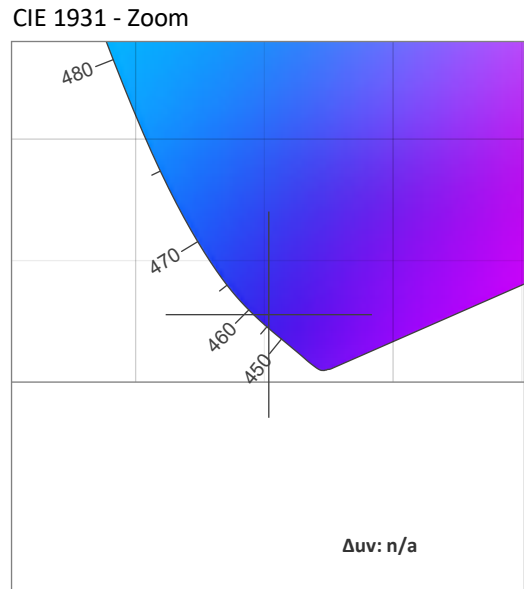
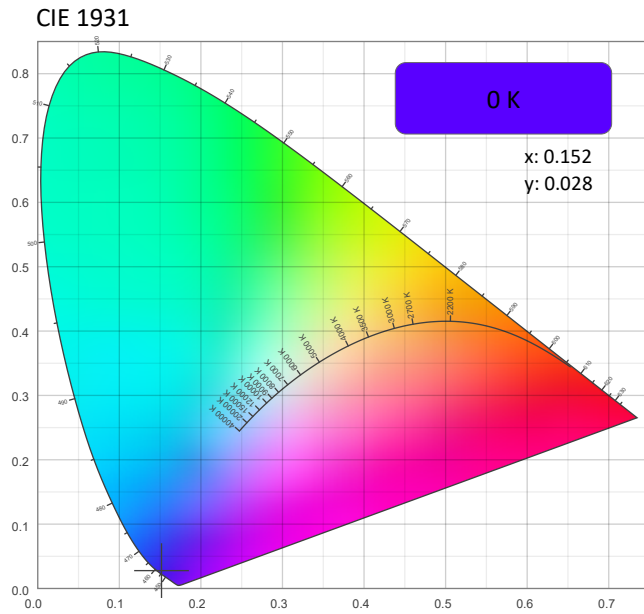
ISO Lux Diagram



Photometric & Chromaticity Report

Well Batten 14: Standard Optics - Blue-Off

Chromaticity



CRI: 0.0 (R1-R8)

0	0	0	0	0	0	0	0	0	0	0	0	0	0	0
R1	R2	R3	R4	R5	R6	R7	R8	R9	R10	R11	R12	R13	R14	R15

CQS: 0.0

0	0	0	0	0	0	0	0	0	0	0	0	0	0	0
Q1	Q2	Q3	Q4	Q5	Q6	Q7	Q8	Q9	Q10	Q11	Q12	Q13	Q14	Q15

Color Parameters

Color Temperature	Color Coordinate CIE 1931	Color Coordinate CIE 1931
CCT	x	y
0 K	0.152	0.028

Color Deviation from Black Body Curve	Color Coordinate CIE 1964	Color Coordinate CIE 1964
Δuv	y	u
n/a	0.028	0.200

Color Rendering Index	Red Component	Color Quality Scale
CRI	CRI - R9	CQS
0.0	0.0	0.0

Television Lighting Consistency Index	Color Fidelity	Color Gamut
TLCI	TM30 - Rf	TM30 Rg
n/a	0.0	0.0

Photometric & Chromaticity Report

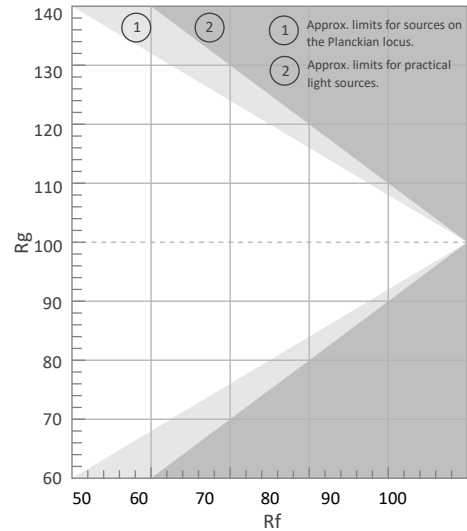
Well Batten 14: Standard Optics - Blue-Off

TM-30 Details


Rf 0.0
Fidelity Index
(Rg)

Rg 0.0
Gammut Index (Rg)

Hue Bin	Rf	Graphic shifts (%)	
		Chroma	Hue
1	0	0%	0%
2	0	0%	0%
3	0	0%	0%
4	0	0%	0%
5	0	0%	0%
6	0	0%	0%
7	0	0%	0%
8	0	0%	0%
9	0	0%	0%
10	0	0%	0%
11	0	0%	0%
12	0	0%	0%
13	0	0%	0%
14	0	0%	0%
15	0	0%	0%
16	0	0%	0%




Color Vector Graphic



Color Distortion Graphic




Rf by Hue



Local Chroma Shift by Hue



Color Evaluation Sample



Photometric & Chromaticity Report

Well Batten 14: Standard Optics - Warm White-5hrs

Report Summary

Measurements

Fixture Output: 2299 lm
Fixture Peak: 15370 cd
Fixture Efficacy: n/a lm/W
Intensity @ 5m: 614 lux
Color Temperature: 2993 K
CRI: 83.1 CRI R9 Value: 9.2
CQS: 82.2
TLCI: 67
TM-30 Rf: 84.6
TM-30 Rg: 98.0
Beam Angle (50%): 16.1°
Field Angle (10%): 34.2°
Cutoff Angle (3%): 61.9°

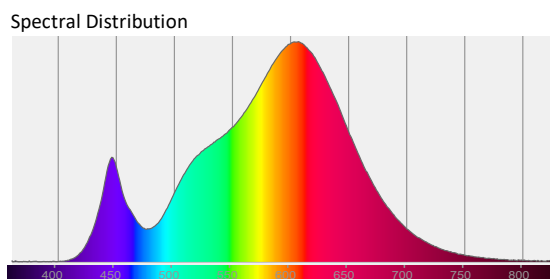
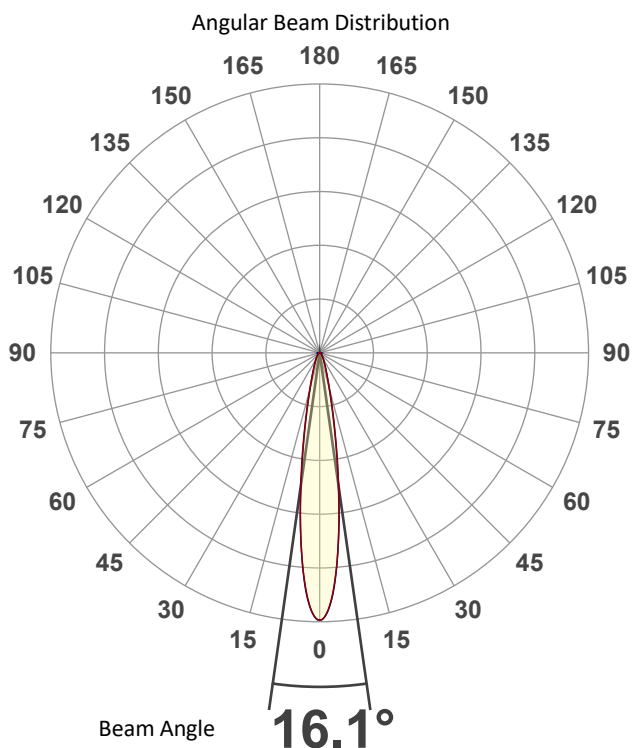


Conditions

AC Supply: 120 V, 60 Hz
Power: 0.0 W
Current: 0.000 A
Power Factor: n/a

This data sheet conforms to American National Standard E1.9 – 2007 (R2017). All data was measured and calculated by a Viso Systems LabSpion Goniometer at the Chauvet PD Optics Laboratory in Davie, FL on 1/8/2025 to LM-63-2002 Standards.

Overall Measurement



Tested Color (CIE 1931):

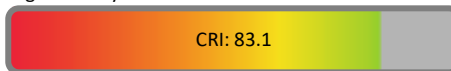
X: 0.439

Y: 0.406



Light Quality

CRI: 83.1



Color Temperature

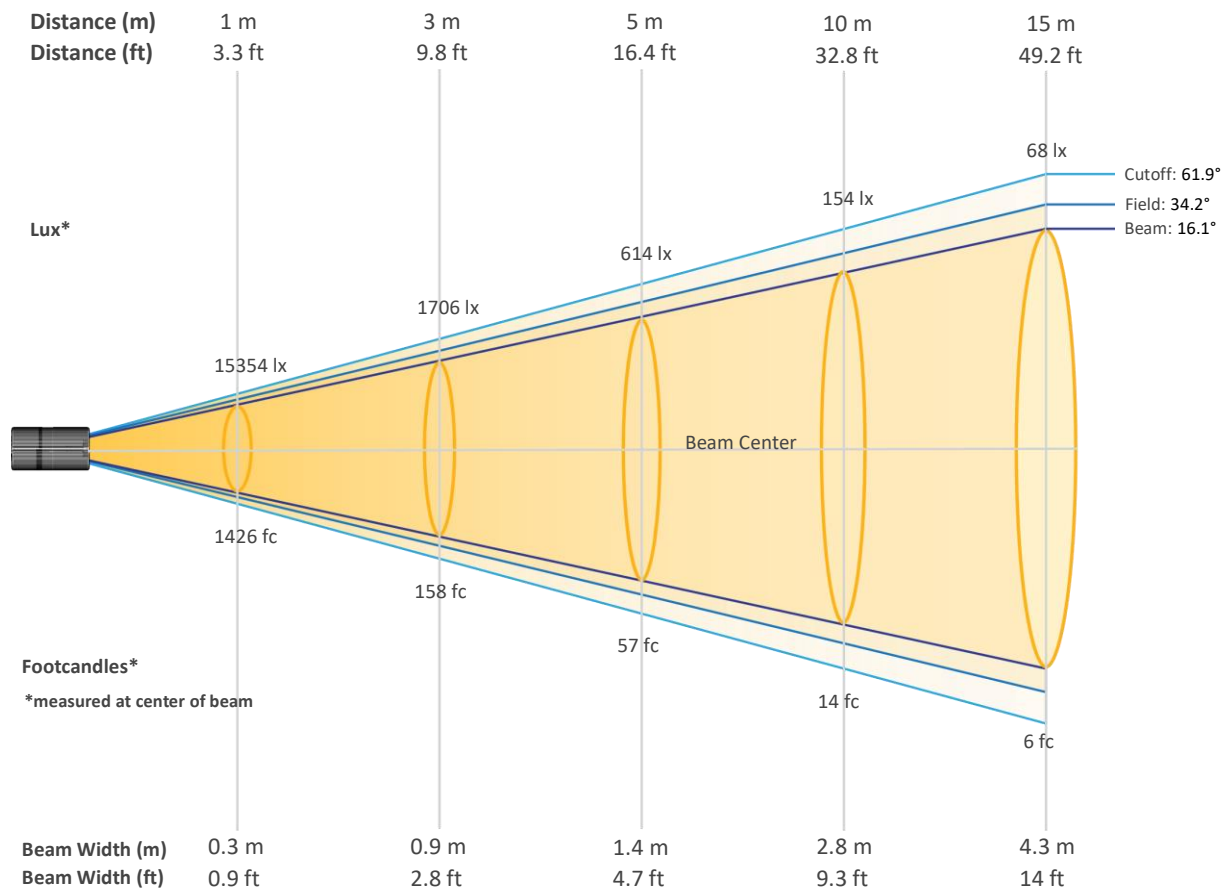
2993 K



Photometric & Chromaticity Report

Well Batten 14: Standard Optics - Warm White-5hrs

Beam Details

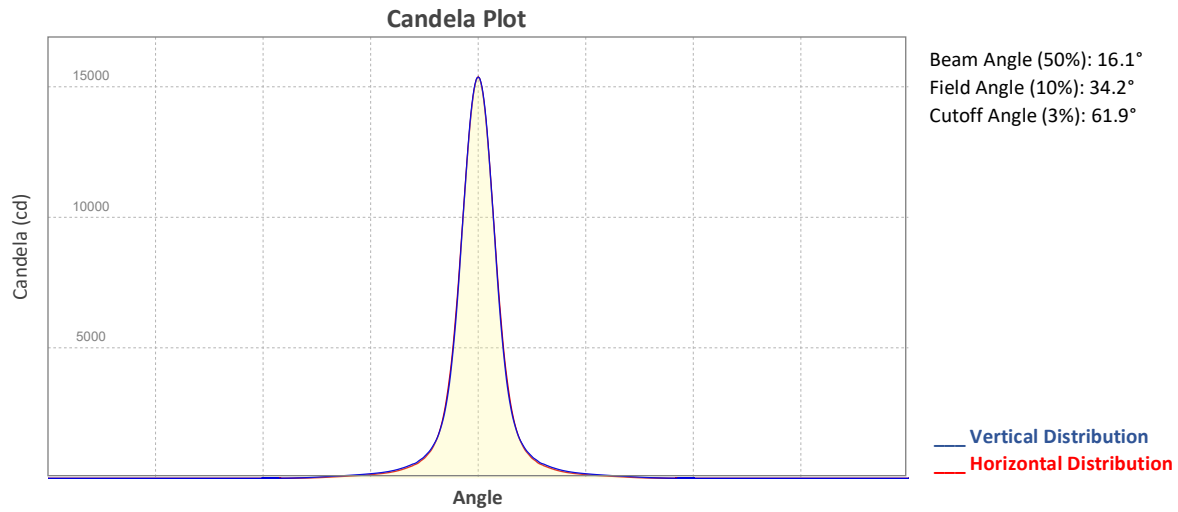


Beam Intensities from 1-20m (3.3-65.6ft)

Distance	1m	2m	3m	4m	5m	6m	7m	8m	9m	10m
Lux	15354	3838	1706	960	614	426	313	240	190	154
Distance	11m	12m	13m	14m	15m	16m	17m	18m	19m	20m
Lux	127	107	91	78	68	60	53	47	43	38
Distance	3.3ft	6.6ft	9.8ft	13.1ft	16.4ft	19.7ft	23ft	26.2ft	29.5ft	32.8ft
FC	1426	357	158	89	57	40	29	22	18	14
Distance	36.1ft	39.4ft	42.7ft	45.9ft	49.2ft	52.5ft	55.8ft	59.1ft	62.3ft	65.6ft
FC	12	10	8	7	6	6	5	4	4	4

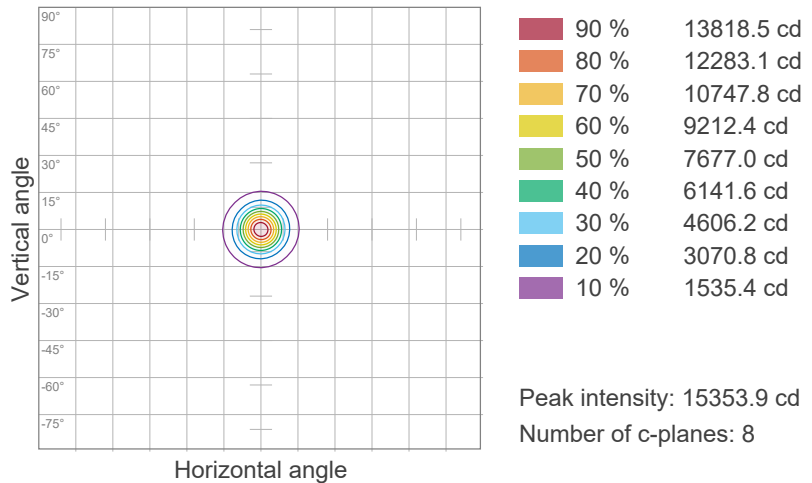
Photometric & Chromaticity Report

Well Batten 14: Standard Optics - Warm White-5hrs

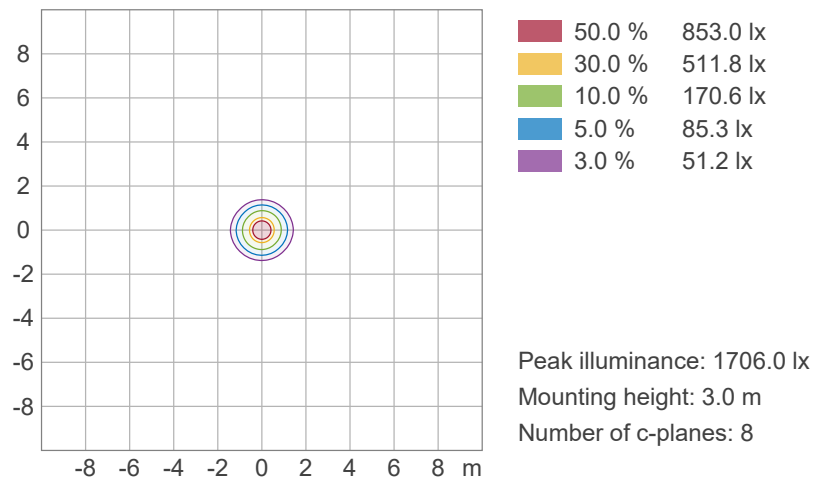


ISO Diagrams

ISO Candela Diagram



ISO Lux Diagram

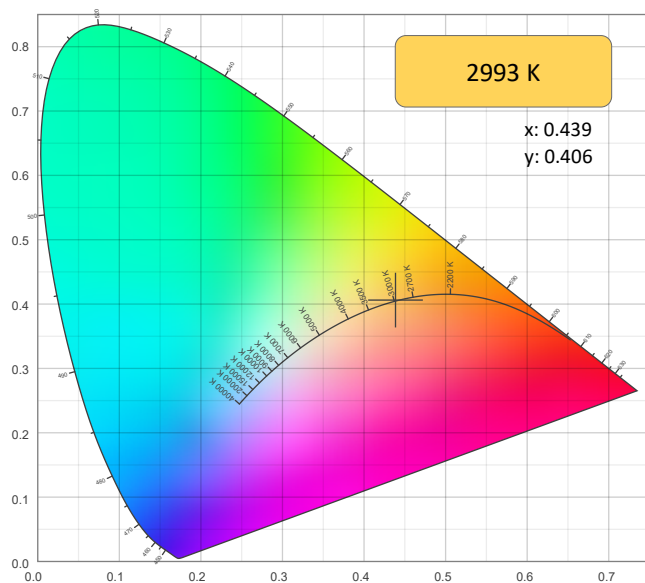


Photometric & Chromaticity Report

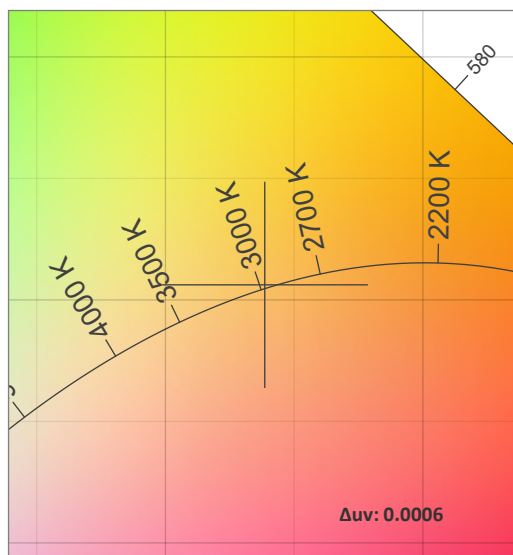
Well Batten 14: Standard Optics - Warm White-5hrs

Chromaticity

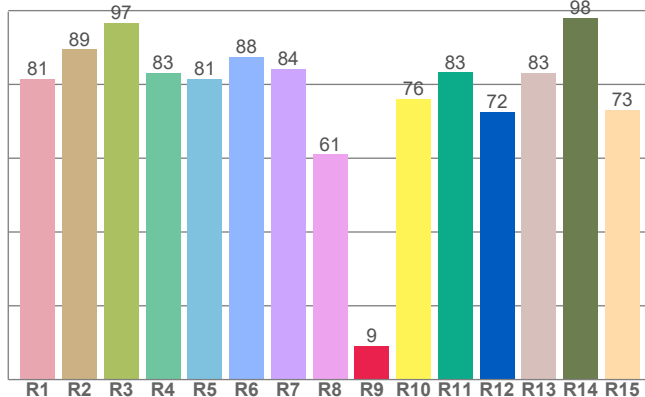
CIE 1931



CIE 1931 - Zoom



CRI: 83.1 (R1-R8)

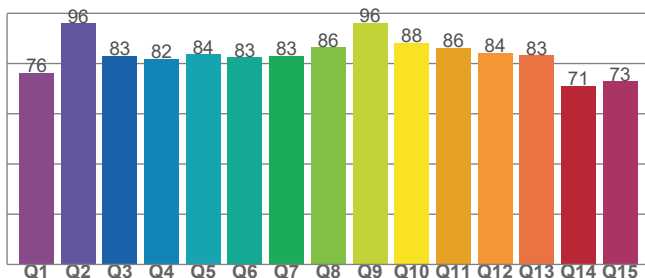


Color Parameters

Color Temperature	Color Coordinate CIE 1931	Color Coordinate CIE 1931
CCT	x	y
2993 K	0.439	0.406

Color Deviation from Black Body Curve	Color Coordinate CIE 1964	Color Coordinate CIE 1964
Δuv	y	u
0.0006	0.406	0.251

CQS: 82.2



Color Rendering Index	Red Component	Color Quality Scale
CRI	CRI - R9	CQS
83.1	9.2	82.2

Television Lighting Consistency Index	Color Fidelity	Color Gamut
TLCI	TM30 - Rf	TM30 Rg
67	84.6	98.0

Photometric & Chromaticity Report

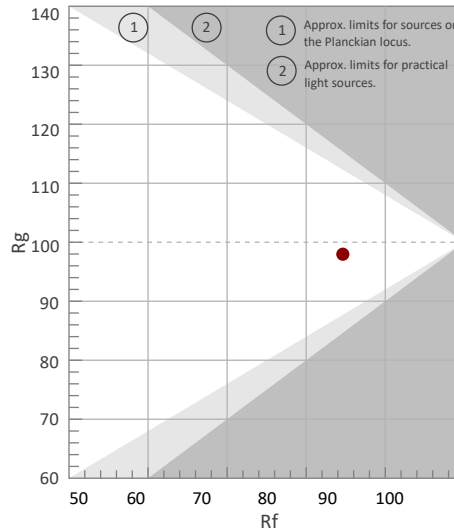
Well Batten 14: Standard Optics - Warm White-5hrs

TM-30 Details

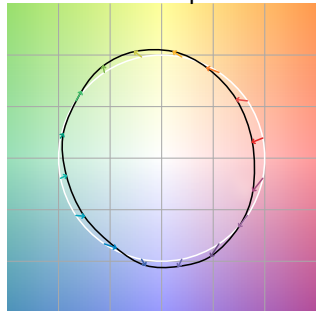
Rf 84.6
Fidelity Index
(Rg)

Rg 98.0
Gammut Index (Rg)

		Graphic shifts (%)		
Hue Bin	R _f	Chroma	Hue	
1	81	-11%	-2%	
2	81	-8%	7%	
3	77	-3%	12%	
4	86	4%	9%	
5	90	7%	6%	
6	90	6%	-2%	
7	84	1%	-10%	
8	92	-2%	-4%	
9	89	-6%	-1%	
10	87	-6%	5%	
11	83	-3%	11%	
12	85	5%	5%	
13	89	6%	-5%	
14	82	6%	-13%	
15	79	-1%	-14%	
16	81	-7%	-14%	



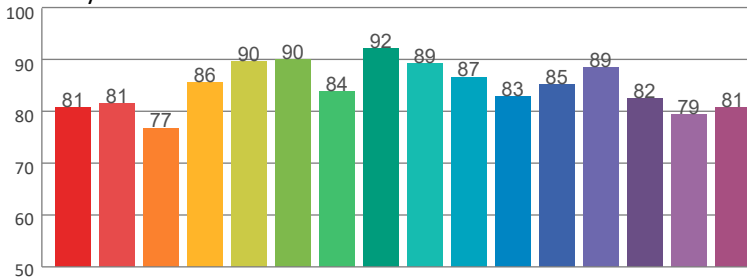
Color Vector Graphic



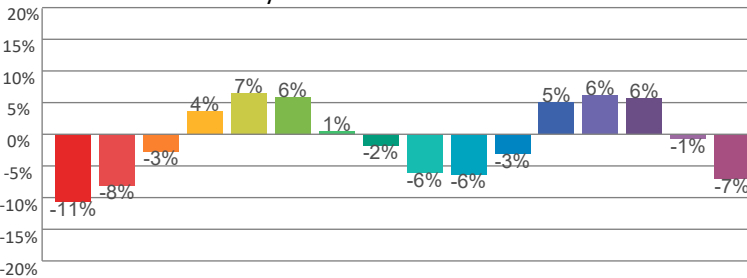
Color Distortion Graphic



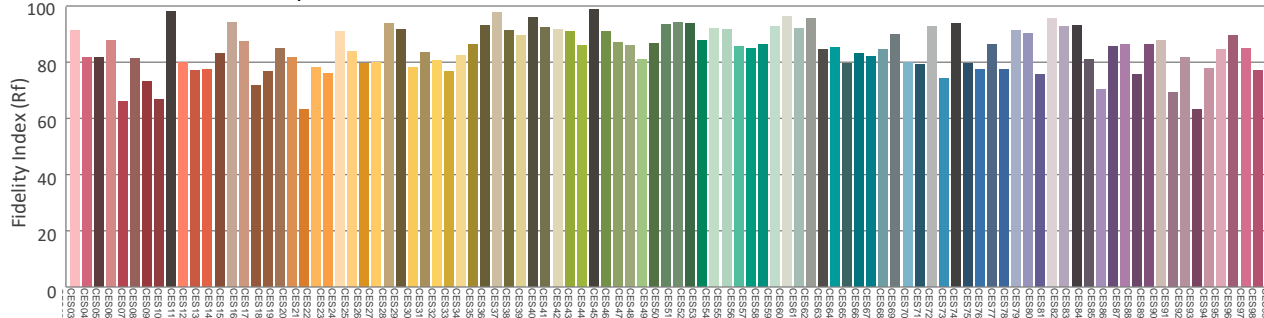
Rf by Hue



Local Chroma Shift by Hue



Color Evaluation Sample



Photometric & Chromaticity Report

Well Batten 14: Standard Optics - Warm White-8hrs

Report Summary

Measurements

Fixture Output: 1444 lm
Fixture Peak: 9635 cd
Fixture Efficacy: n/a lm/W
Intensity @ 5m: 385 lux
Color Temperature: 2992 K
CRI: 83.3 CRI R9 Value: 9.9
CQS: 82.5
TLCI: 67
TM-30 Rf: 84.8
TM-30 Rg: 98.0
Beam Angle (50%): 16.2°
Field Angle (10%): 34.3°
Cutoff Angle (3%): 62°

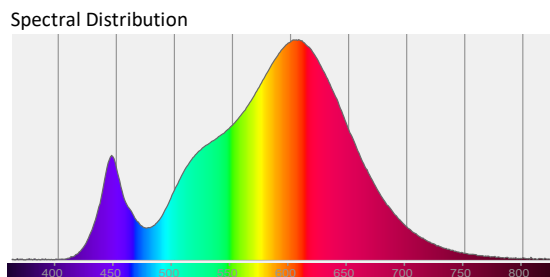
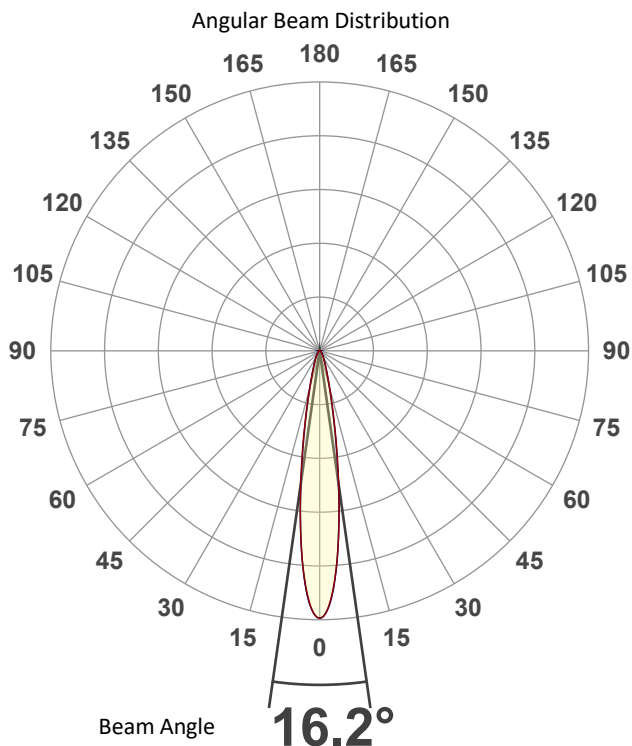


Conditions

AC Supply: 120 V, 60 Hz
Power: 0.0 W
Current: 0.000 A
Power Factor: n/a

This data sheet conforms to American National Standard E1.9 – 2007 (R2017). All data was measured and calculated by a Viso Systems LabSpion Goniometer at the Chauvet PD Optics Laboratory in Davie, FL on 1/8/2025 to LM-63-2002 Standards.

Overall Measurement



Tested Color (CIE 1931):
X: 0.439
Y: 0.407

Light Quality
CRI: 83.3

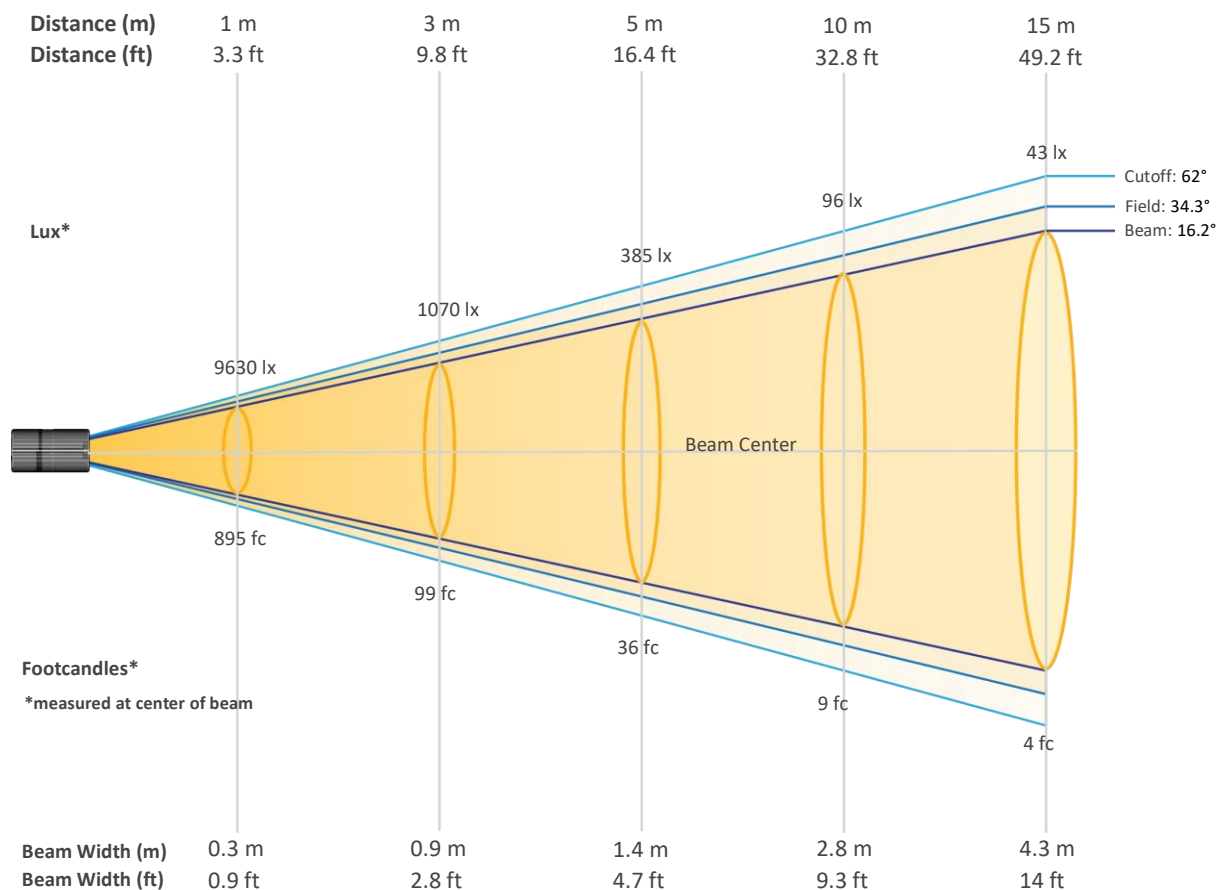
Color Temperature
2992 K



Photometric & Chromaticity Report

Well Batten 14: Standard Optics - Warm White-8hrs

Beam Details

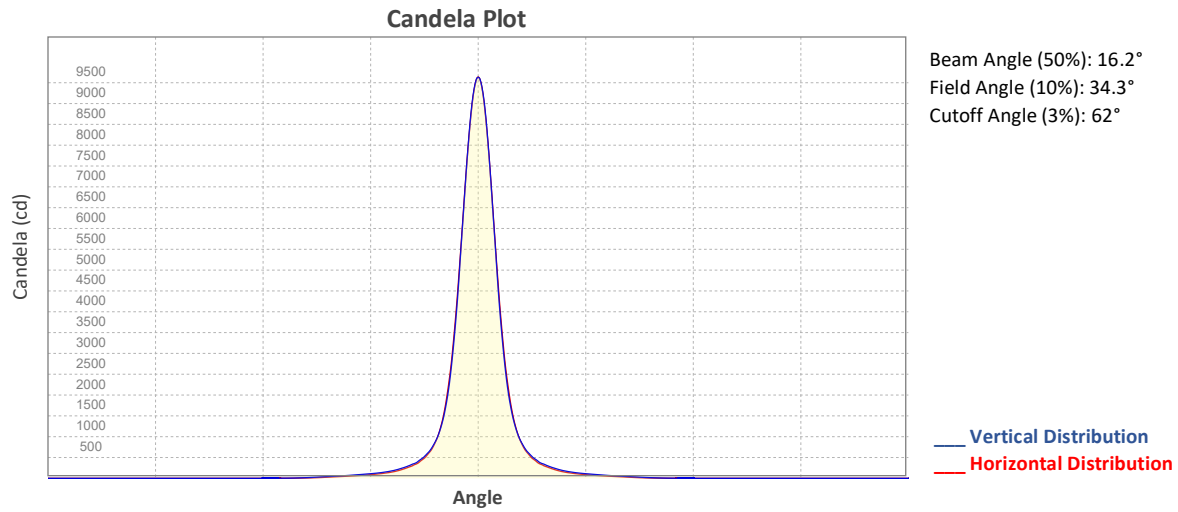


Beam Intensities from 1-20m (3.3-65.6ft)

Distance	1m	2m	3m	4m	5m	6m	7m	8m	9m	10m
Lux	9630	2407	1070	602	385	267	197	150	119	96
Distance	11m	12m	13m	14m	15m	16m	17m	18m	19m	20m
Lux	80	67	57	49	43	38	33	30	27	24
Distance	3.3ft	6.6ft	9.8ft	13.1ft	16.4ft	19.7ft	23ft	26.2ft	29.5ft	32.8ft
FC	895	224	99	56	36	25	18	14	11	9
Distance	36.1ft	39.4ft	42.7ft	45.9ft	49.2ft	52.5ft	55.8ft	59.1ft	62.3ft	65.6ft
FC	7	6	5	5	4	3	3	3	2	2

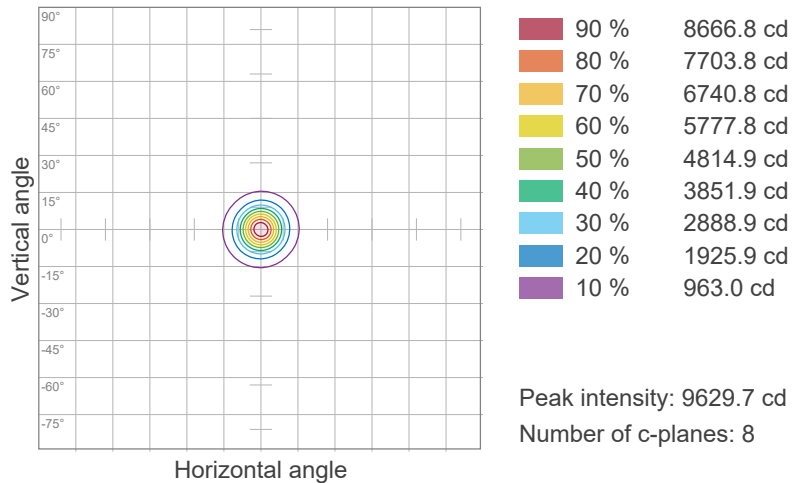
Photometric & Chromaticity Report

Well Batten 14: Standard Optics - Warm White-8hrs

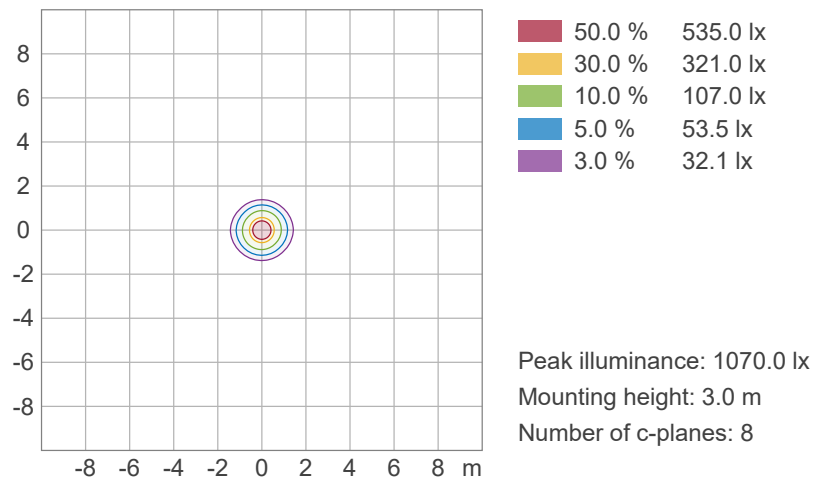


ISO Diagrams

ISO Candela Diagram



ISO Lux Diagram

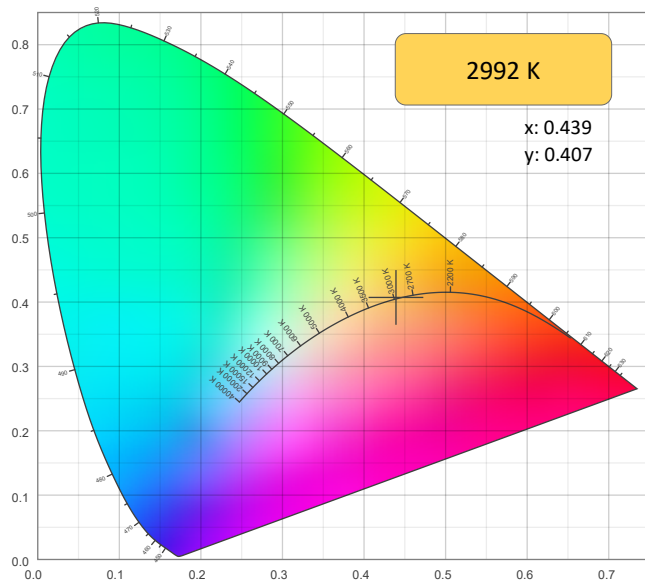


Photometric & Chromaticity Report

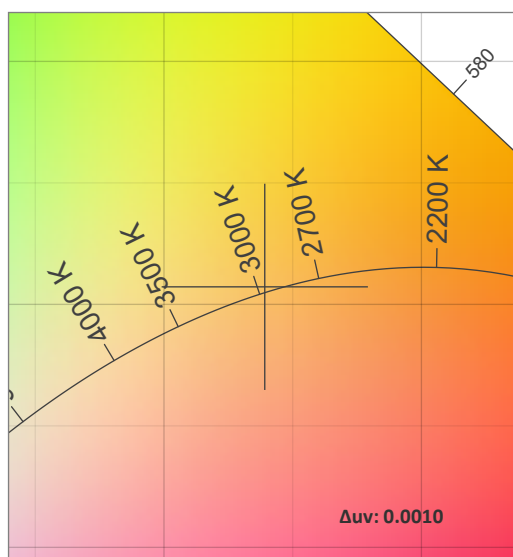
Well Batten 14: Standard Optics - Warm White-8hrs

Chromaticity

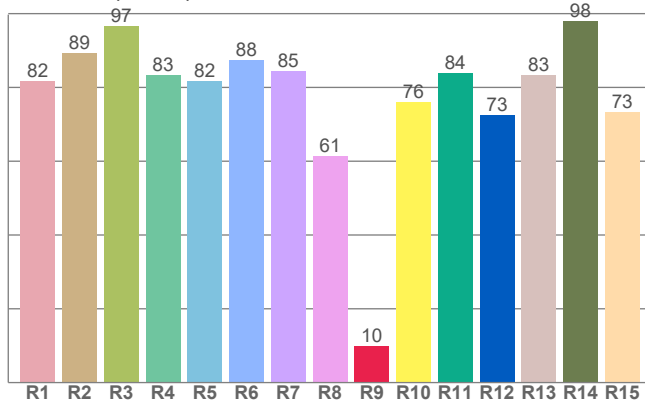
CIE 1931



CIE 1931 - Zoom



CRI: 83.3 (R1-R8)

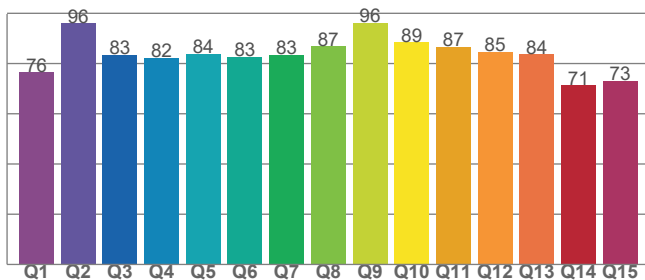


Color Parameters

Color Temperature	Color Coordinate CIE 1931	Color Coordinate CIE 1931
CCT	x	y
2992 K	0.439	0.407

Color Deviation from Black Body Curve	Color Coordinate CIE 1964	Color Coordinate CIE 1964
Δuv	y	u
0.0010	0.407	0.251

CQS: 82.5



Color Rendering Index	Red Component	Color Quality Scale
CRI	CRI - R9	CQS
83.3	9.9	82.5

Television Lighting Consistency Index	Color Fidelity	Color Gamut
TLCI	TM30 - Rf	TM30 Rg
67	84.8	98.0

Photometric & Chromaticity Report

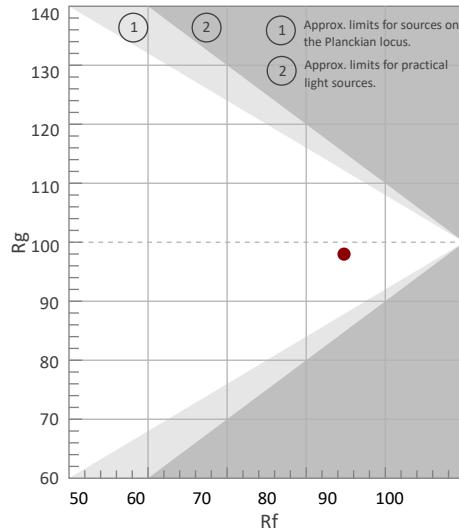
Well Batten 14: Standard Optics - Warm White-8hrs

TM-30 Details

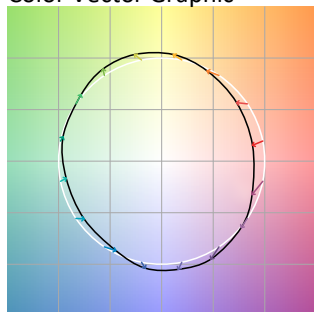
Rf 84.8
Fidelity Index
(Rg)

Rg 98.0
Gammut Index (Rg)

		Graphic shifts (%)		
Hue Bin	R _f	Chroma	Hue	
1	81	-11%	-2%	
2	82	-8%	7%	
3	77	-3%	12%	
4	86	4%	9%	
5	90	7%	6%	
6	90	6%	-2%	
7	84	1%	-10%	
8	92	-2%	-5%	
9	89	-6%	-2%	
10	87	-6%	5%	
11	83	-3%	11%	
12	85	5%	5%	
13	89	6%	-5%	
14	83	6%	-13%	
15	83	0%	-11%	
16	79	-8%	-15%	



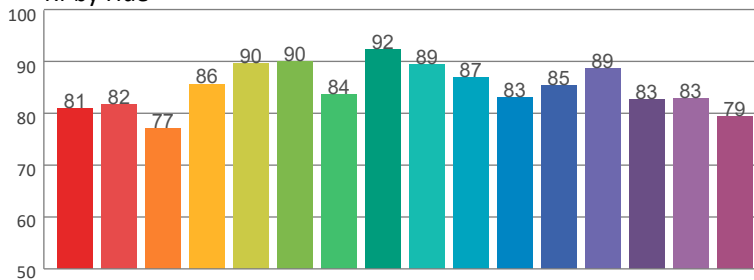
Color Vector Graphic



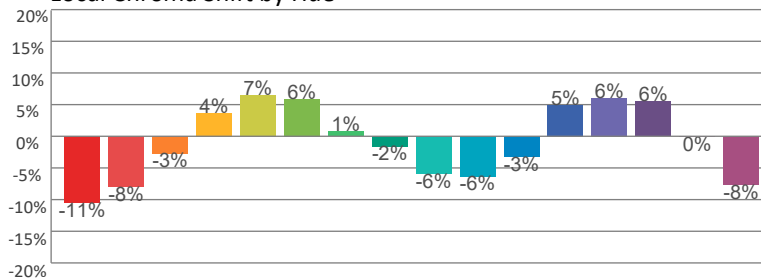
Color Distortion Graphic



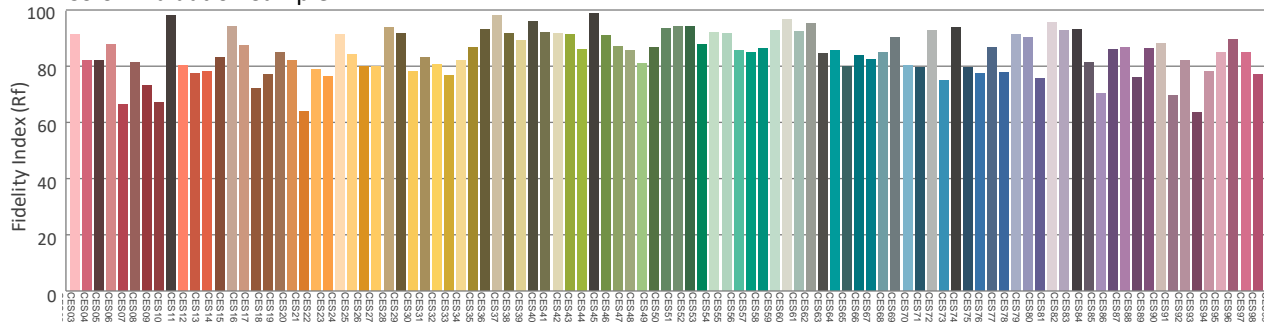
Rf by Hue



Local Chroma Shift by Hue



Color Evaluation Sample



Photometric & Chromaticity Report

Well Batten 14: Standard Optics - Warm White-12hrs

Report Summary

Measurements

Fixture Output: 912 lm
Fixture Peak: 6040 cd
Fixture Efficacy: n/a lm/W
Intensity @ 5m: 241 lux
Color Temperature: 2989 K
CRI: 83.4 CRI R9 Value: 10.2
CQS: 82.6
TLCI: 67
TM-30 Rf: 84.9
TM-30 Rg: 98.0
Beam Angle (50%): 16.2°
Field Angle (10%): 34.3°
Cutoff Angle (3%): 62.1°

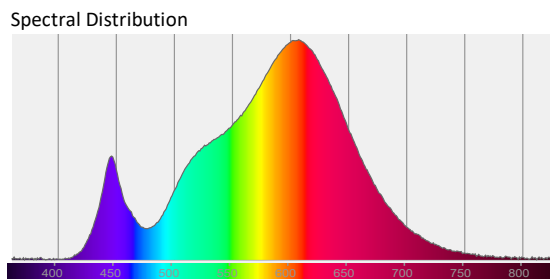
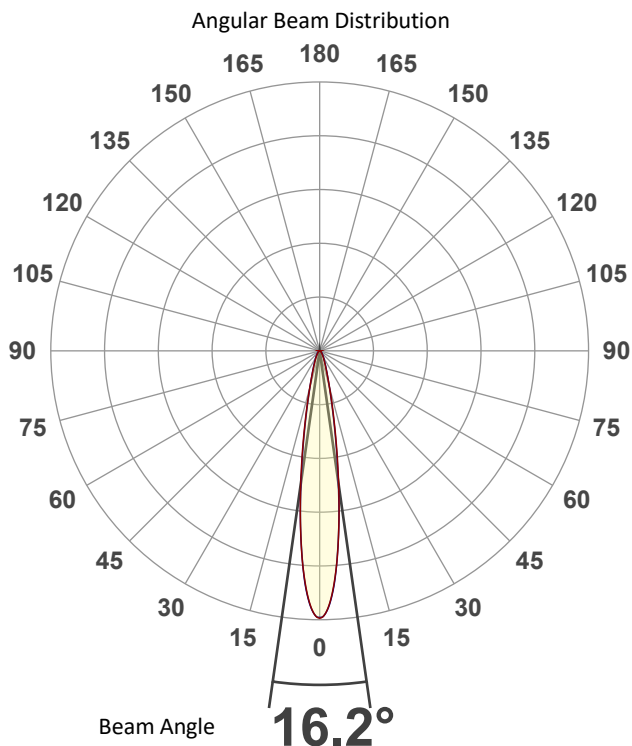


Conditions

AC Supply: 120 V, 60 Hz
Power: 0.0 W
Current: 0.000 A
Power Factor: n/a

This data sheet conforms to American National Standard E1.9 – 2007 (R2017). All data was measured and calculated by a Viso Systems LabSpion Goniometer at the Chauvet PD Optics Laboratory in Davie, FL on 1/8/2025 to LM-63-2002 Standards.

Overall Measurement



Tested Color (CIE 1931):
X: 0.440
Y: 0.408

Light Quality
CRI: 83.4

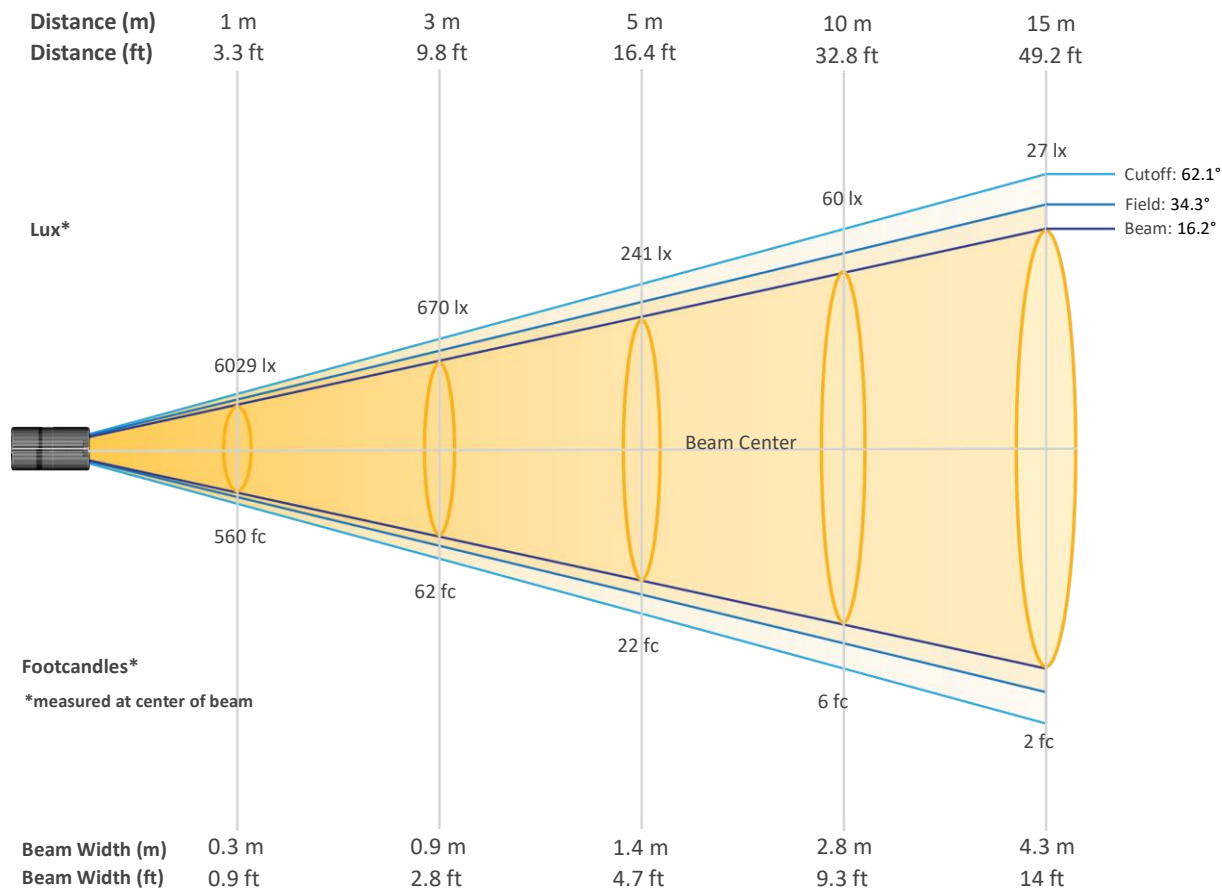
Color Temperature
2989 K



Photometric & Chromaticity Report

Well Batten 14: Standard Optics - Warm White-12hrs

Beam Details

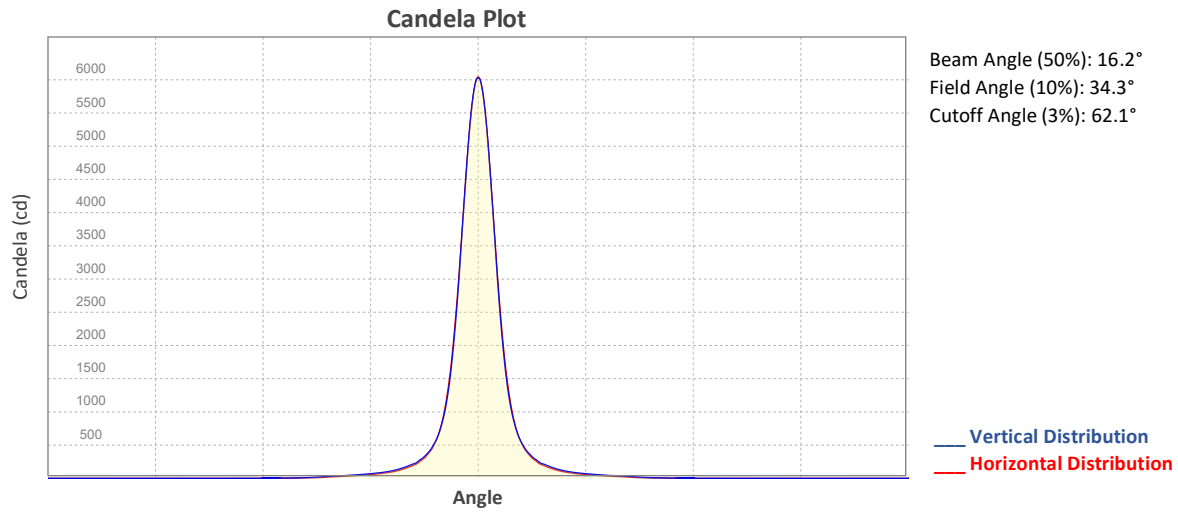


Beam Intensities from 1-20m (3.3-65.6ft)

Distance	1m	2m	3m	4m	5m	6m	7m	8m	9m	10m
Lux	6029	1507	670	377	241	167	123	94	74	60
Distance	11m	12m	13m	14m	15m	16m	17m	18m	19m	20m
Lux	50	42	36	31	27	24	21	19	17	15
Distance	3.3ft	6.6ft	9.8ft	13.1ft	16.4ft	19.7ft	23ft	26.2ft	29.5ft	32.8ft
FC	560	140	62	35	22	16	11	9	7	6
Distance	36.1ft	39.4ft	42.7ft	45.9ft	49.2ft	52.5ft	55.8ft	59.1ft	62.3ft	65.6ft
FC	5	4	3	3	2	2	2	2	2	1

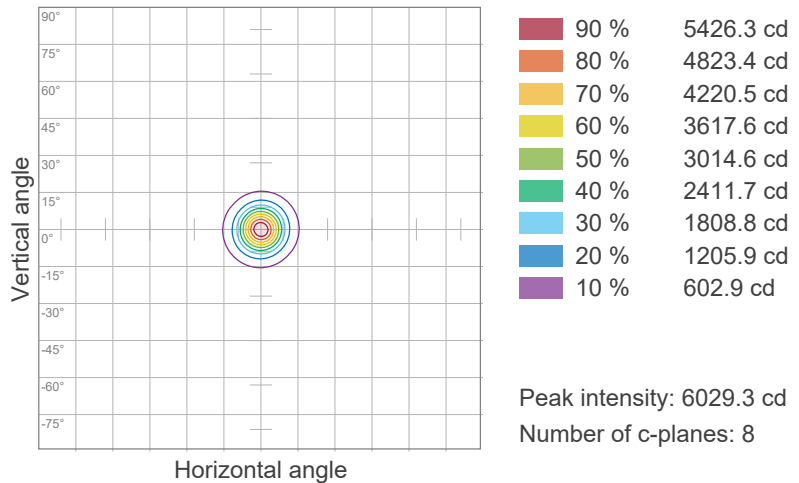
Photometric & Chromaticity Report

Well Batten 14: Standard Optics - Warm White-12hrs

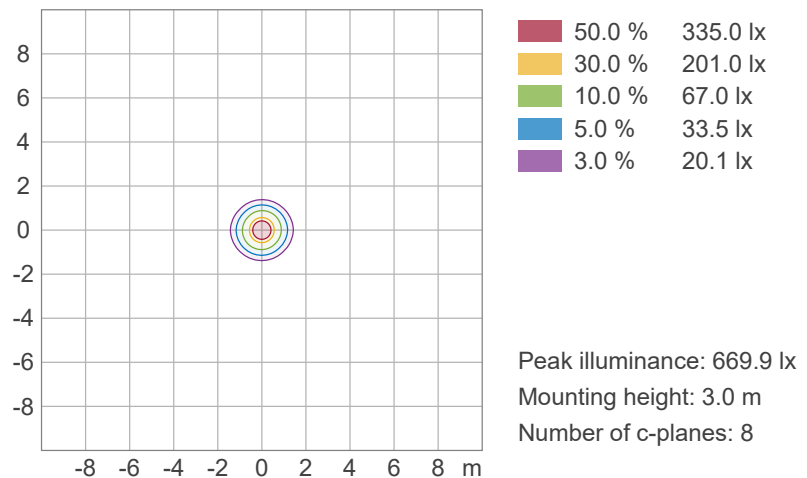


ISO Diagrams

ISO Candela Diagram



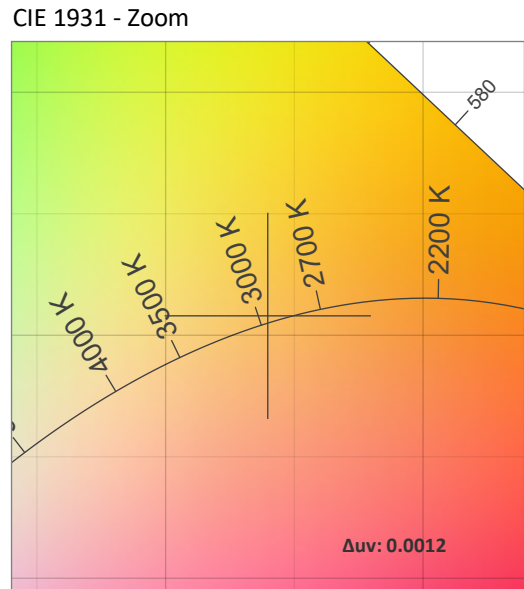
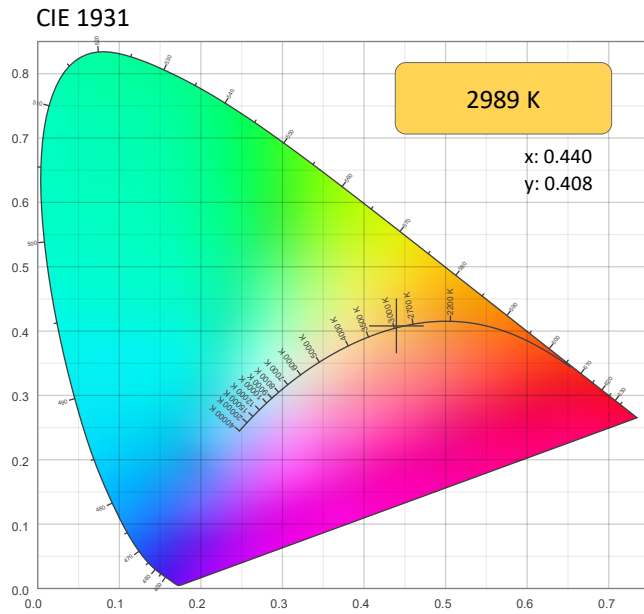
ISO Lux Diagram



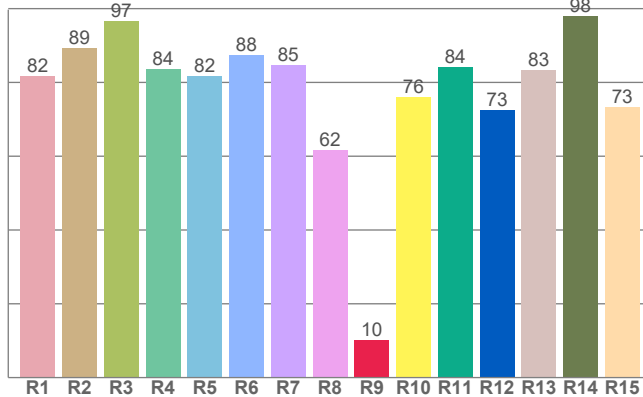
Photometric & Chromaticity Report

Well Batten 14: Standard Optics - Warm White-12hrs

Chromaticity



CRI: 83.4 (R1-R8)

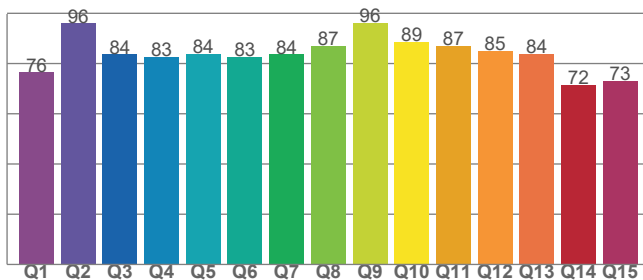


Color Parameters

Color Temperature	Color Coordinate CIE 1931	Color Coordinate CIE 1931
CCT	x	y
2989 K	0.440	0.408

Color Deviation from Black Body Curve	Color Coordinate CIE 1964	Color Coordinate CIE 1964
Δuv	y	u
0.0012	0.408	0.251

CQS: 82.6



Color Rendering Index	Red Component	Color Quality Scale
CRI	CRI - R9	CQS
83.4	10.2	82.6

Television Lighting Consistency Index	Color Fidelity	Color Gamut
TLCI	TM30 - Rf	TM30 Rg
67	84.9	98.0

Photometric & Chromaticity Report

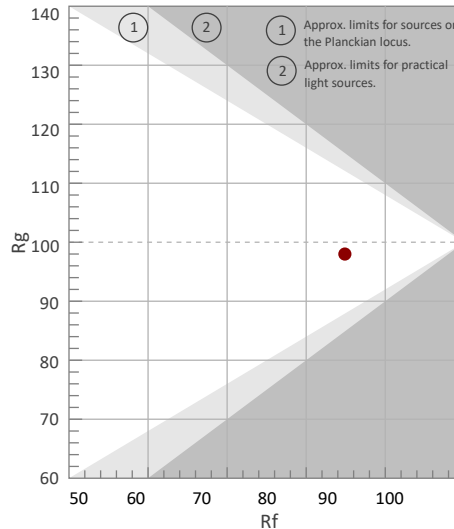
Well Batten 14: Standard Optics - Warm White-12hrs

TM-30 Details

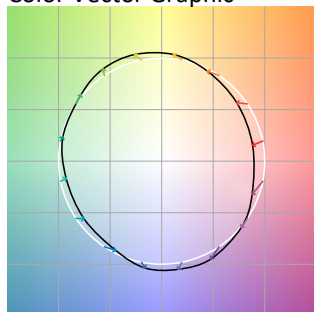
Rf 84.9
Fidelity Index (Rg)

Rg 98.0
Gammut Index (Rg)

Graphic shifts (%)			
Hue Bin	R _f	Chroma	Hue
1	81	-10%	-2%
2	82	-8%	7%
3	77	-3%	12%
4	86	4%	9%
5	90	7%	6%
6	90	6%	-2%
7	84	1%	-10%
8	92	-1%	-5%
9	89	-6%	-2%
10	87	-6%	4%
11	83	-3%	11%
12	86	5%	5%
13	89	6%	-5%
14	83	5%	-13%
15	83	0%	-11%
16	80	-8%	-15%



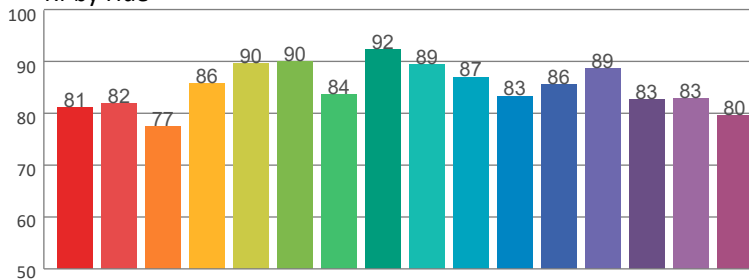
Color Vector Graphic



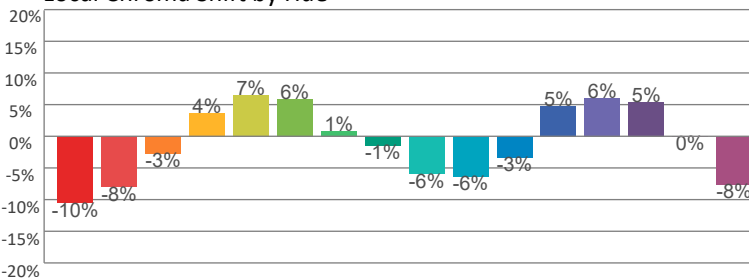
Color Distortion Graphic



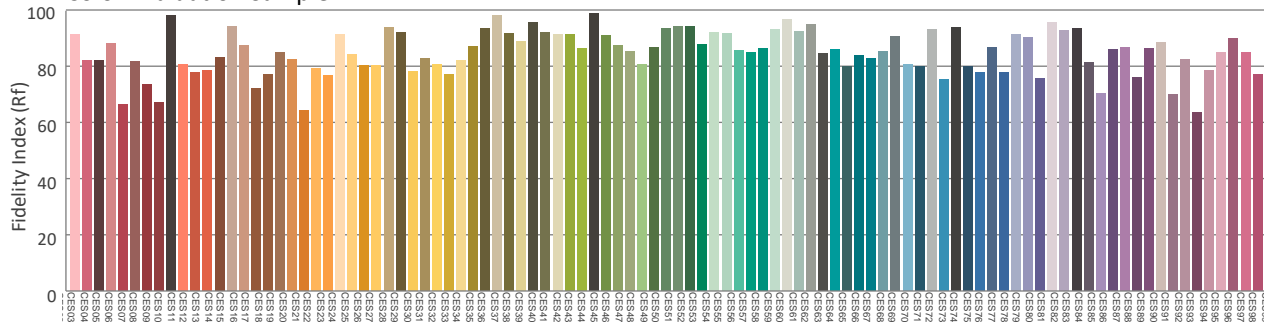
Rf by Hue



Local Chroma Shift by Hue



Color Evaluation Sample



Photometric & Chromaticity Report

Well Batten 14: Standard Optics - Warm White-18hrs

Report Summary

Measurements

Fixture Output: 560 lm
Fixture Peak: 3693 cd
Fixture Efficacy: n/a lm/W
Intensity @ 5m: 148 lux
Color Temperature: 2995 K
CRI: 83.6 CRI R9 Value: 11.2
CQS: 82.9
TLCI: 67
TM-30 Rf: 85.1
TM-30 Rg: 98.1
Beam Angle (50%): 16.3°
Field Angle (10%): 34.5°
Cutoff Angle (3%): 62.3°

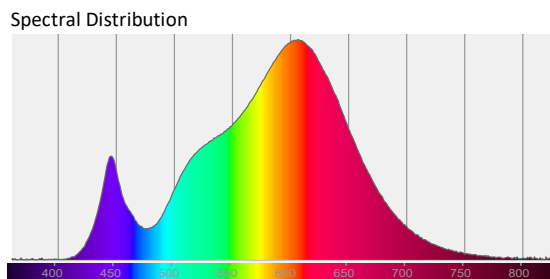
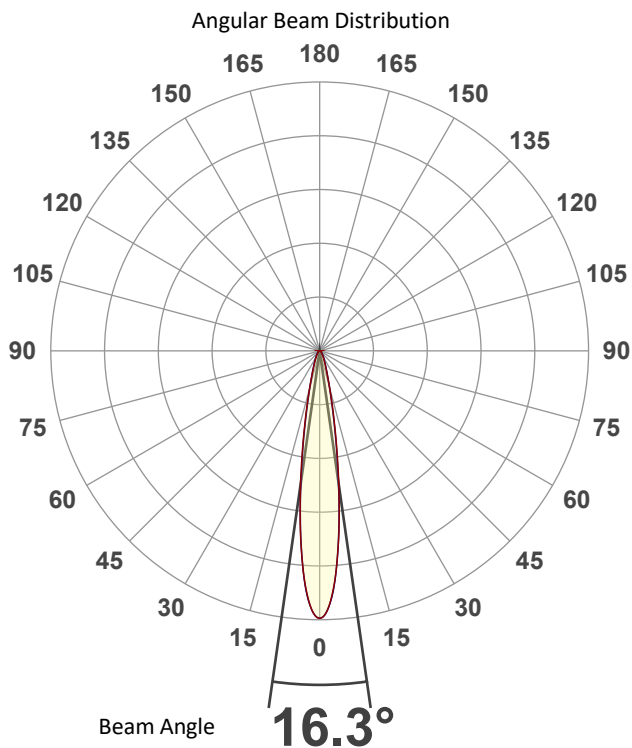


Conditions

AC Supply: 121 V, 60 Hz
Power: 0.0 W
Current: 0.000 A
Power Factor: n/a

This data sheet conforms to American National Standard E1.9 – 2007 (R2017). All data was measured and calculated by a Viso Systems LabSpion Goniometer at the Chauvet PD Optics Laboratory in Davie, FL on 1/8/2025 to LM-63-2002 Standards.

Overall Measurement



Tested Color (CIE 1931):
X: 0.440
Y: 0.409

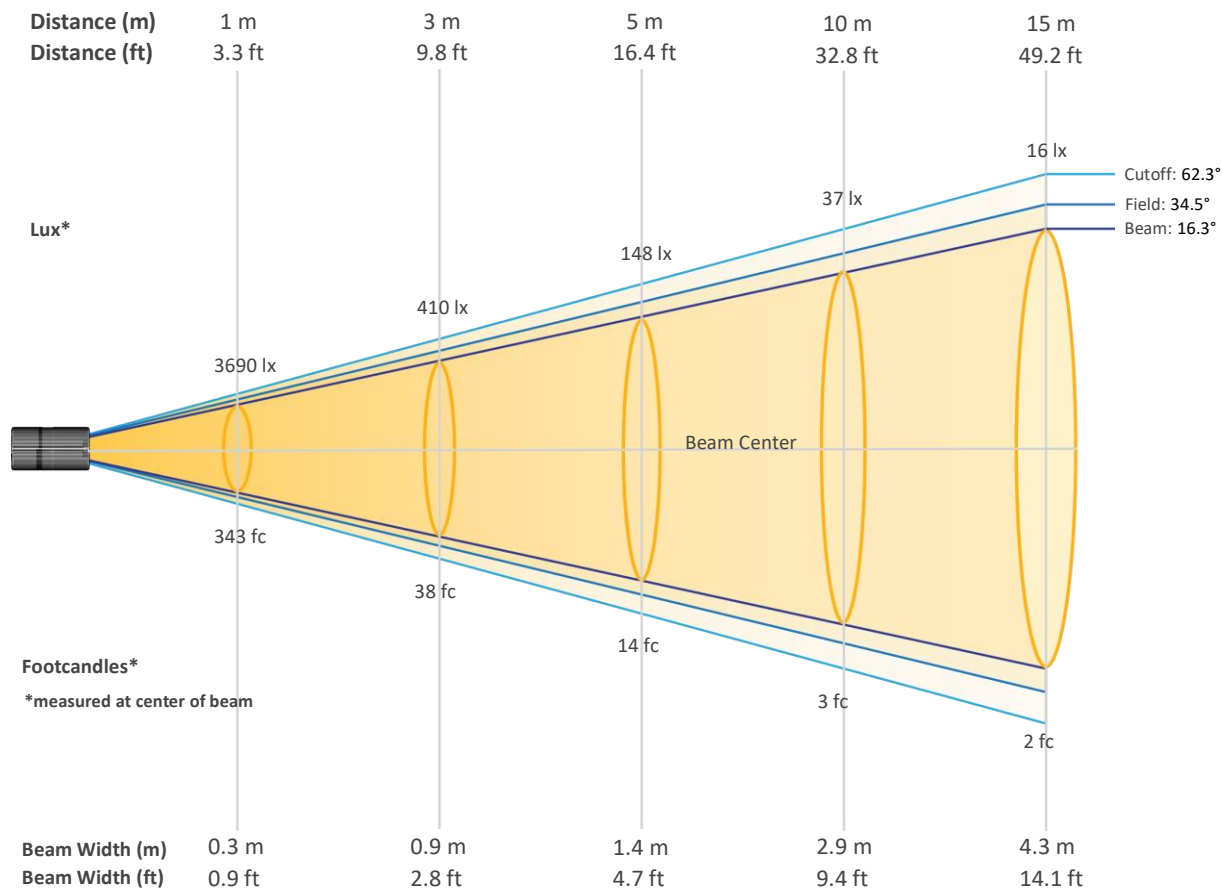
Light Quality
CRI: 83.6

Color Temperature
2995 K

Photometric & Chromaticity Report

Well Batten 14: Standard Optics - Warm White-18hrs

Beam Details

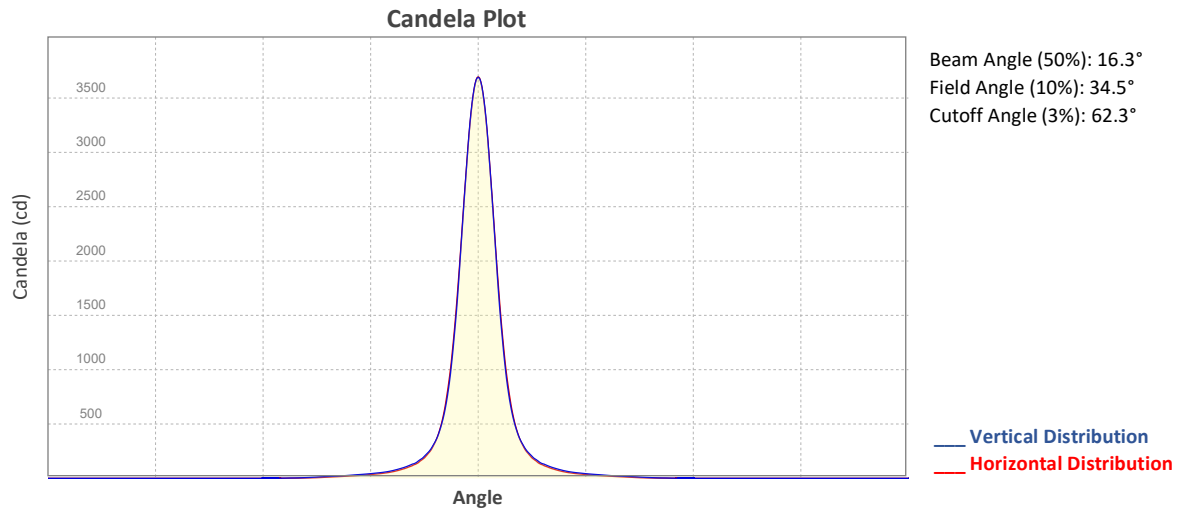


Beam Intensities from 1-20m (3.3-65.6ft)

Distance	1m	2m	3m	4m	5m	6m	7m	8m	9m	10m
Lux	3690	923	410	231	148	103	75	58	46	37
Distance	11m	12m	13m	14m	15m	16m	17m	18m	19m	20m
Lux	30	26	22	19	16	14	13	11	10	9
Distance	3.3ft	6.6ft	9.8ft	13.1ft	16.4ft	19.7ft	23ft	26.2ft	29.5ft	32.8ft
FC	343	86	38	21	14	10	7	5	4	3
Distance	36.1ft	39.4ft	42.7ft	45.9ft	49.2ft	52.5ft	55.8ft	59.1ft	62.3ft	65.6ft
FC	3	2	2	2	2	1	1	1	1	1

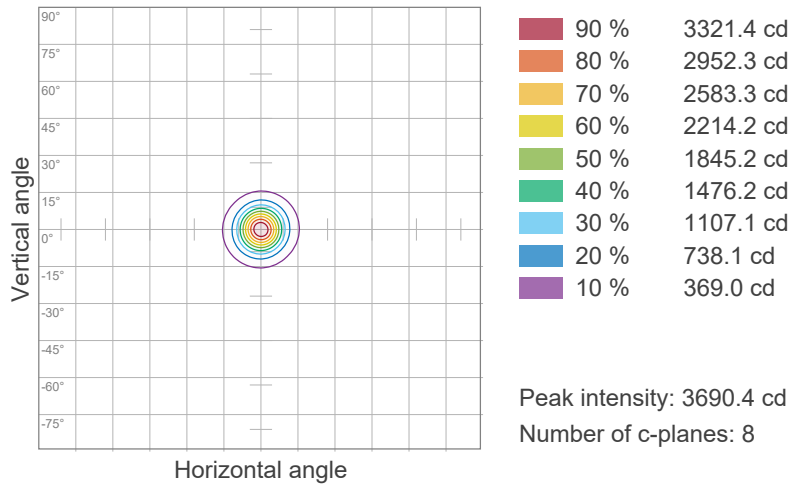
Photometric & Chromaticity Report

Well Batten 14: Standard Optics - Warm White-18hrs

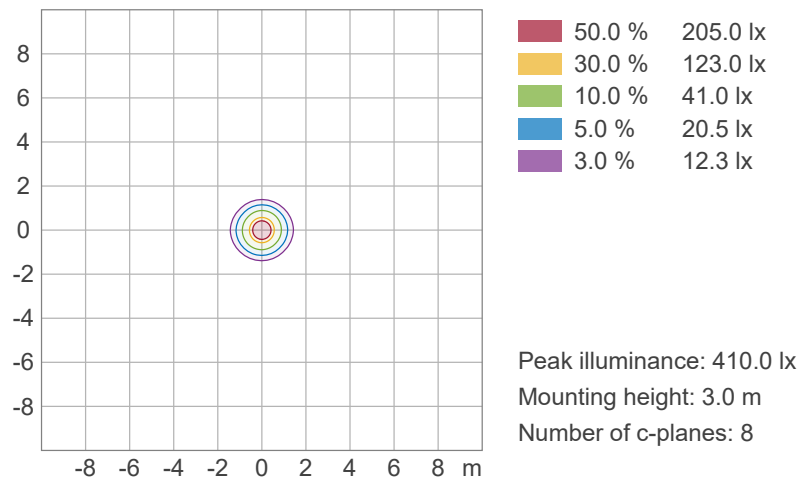


ISO Diagrams

ISO Candela Diagram



ISO Lux Diagram

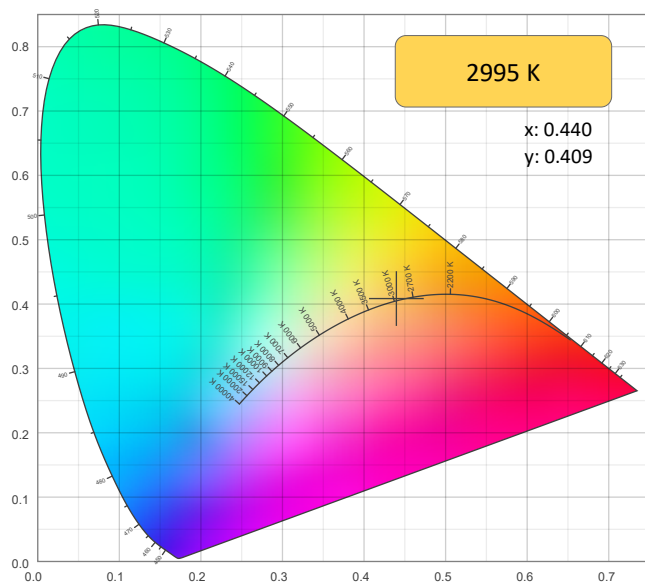


Photometric & Chromaticity Report

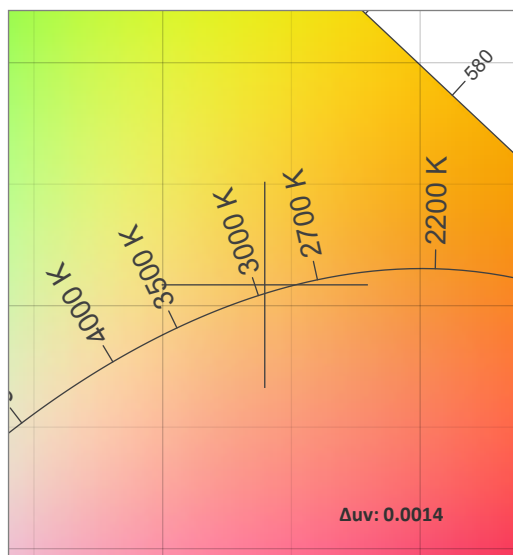
Well Batten 14: Standard Optics - Warm White-18hrs

Chromaticity

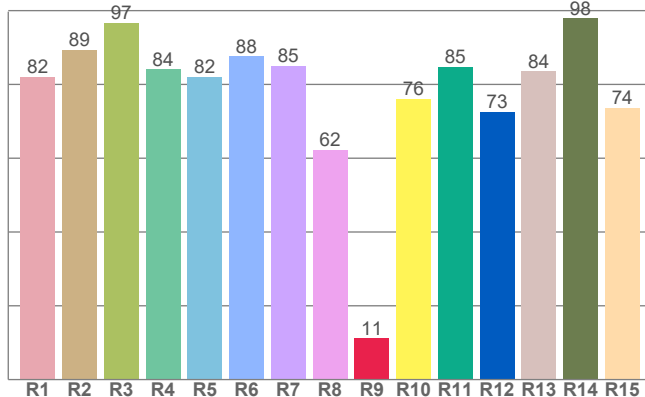
CIE 1931



CIE 1931 - Zoom



CRI: 83.6 (R1-R8)

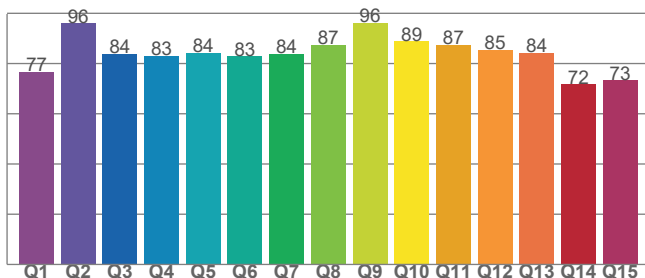


Color Parameters

Color Temperature	Color Coordinate CIE 1931	Color Coordinate CIE 1931
CCT	x	y
2995 K	0.440	0.409

Color Deviation from Black Body Curve	Color Coordinate CIE 1964	Color Coordinate CIE 1964
Δuv	y	u
0.0014	0.409	0.250

CQS: 82.9



Color Rendering Index	Red Component	Color Quality Scale
CRI	CRI - R9	CQS
83.6	11.2	82.9

Television Lighting Consistency Index	Color Fidelity	Color Gamut
TLCI	TM30 - Rf	TM30 Rg
67	85.1	98.1

Photometric & Chromaticity Report

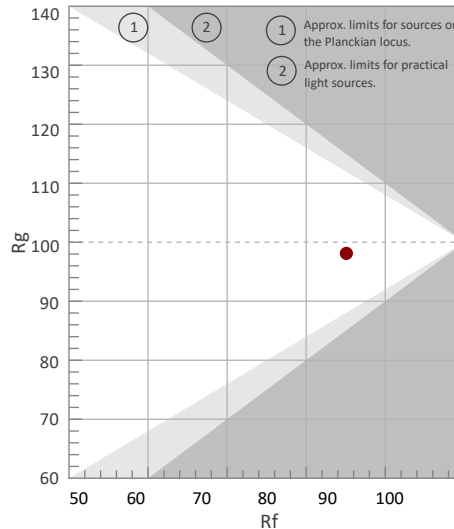
Well Batten 14: Standard Optics - Warm White-18hrs

TM-30 Details

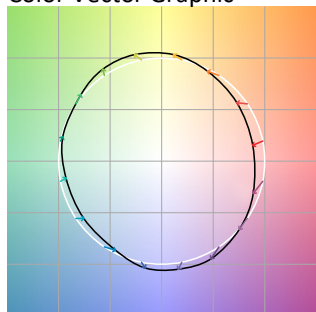
Rf 85.1
Fidelity Index (Rg)

Rg 98.1
Gammut Index (Rg)

Graphic shifts (%)			
Hue Bin	R _f	Chroma	Hue
1	81	-10%	-2%
2	82	-8%	7%
3	78	-3%	12%
4	86	4%	9%
5	90	6%	6%
6	90	6%	-2%
7	84	1%	-10%
8	92	-1%	-5%
9	89	-6%	-2%
10	87	-6%	4%
11	84	-3%	11%
12	86	5%	4%
13	89	6%	-5%
14	83	5%	-13%
15	80	-1%	-13%
16	81	-7%	-13%



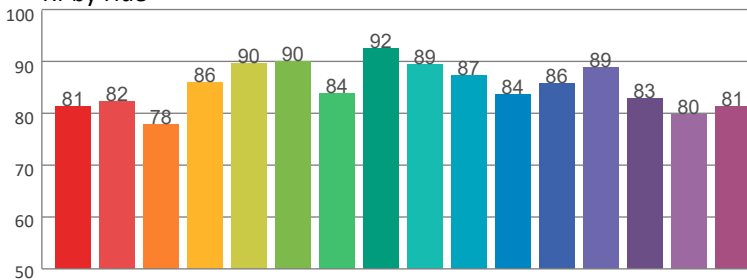
Color Vector Graphic



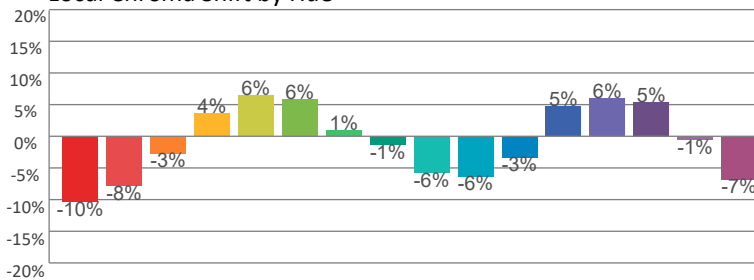
Color Distortion Graphic



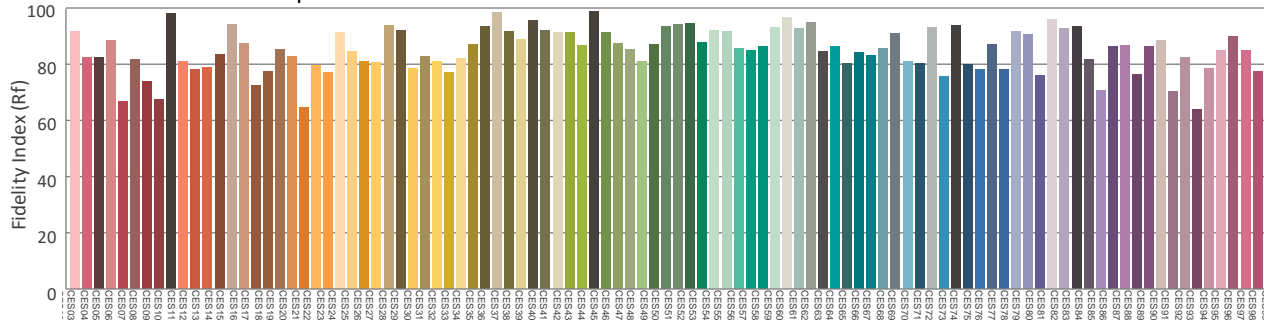
Rf by Hue



Local Chroma Shift by Hue



Color Evaluation Sample



Photometric & Chromaticity Report

Well Batten 14: Standard Optics - Warm White-AC

Report Summary

Measurements

Fixture Output: 3764 lm
Fixture Peak: 25276 cd
Fixture Efficacy: 47 lm/W
Intensity @ 5m: 1010 lux
Color Temperature: 2996 K
CRI: 82.8 CRI R9 Value: 7.8
CQS: 81.7
TLCI: 66
TM-30 Rf: 84.3
TM-30 Rg: 97.8
Beam Angle (50%): 16.1°
Field Angle (10%): 34.1°
Cutoff Angle (3%): 61.9°

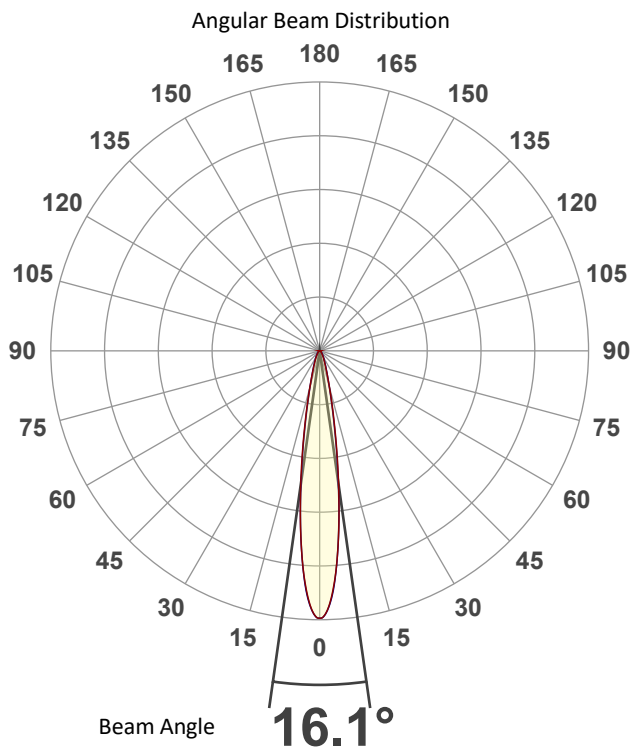


Conditions

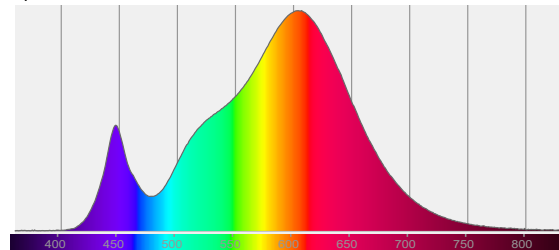
AC Supply: 119 V, 60 Hz
Power: 81.15 W
Current: 0.682 A
Power Factor: 1.0

This data sheet conforms to American National Standard E1.9 – 2007 (R2017). All data was measured and calculated by a Viso Systems LabSpion Goniometer at the Chauvet PD Optics Laboratory in Davie, FL on 1/8/2025 to LM-63-2002 Standards.

Overall Measurement



Spectral Distribution



Tested Color (CIE 1931):

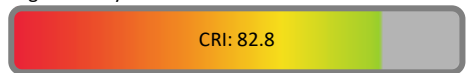
X: 0.437

Y: 0.404



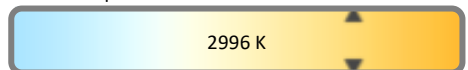
Light Quality

CRI: 82.8



Color Temperature

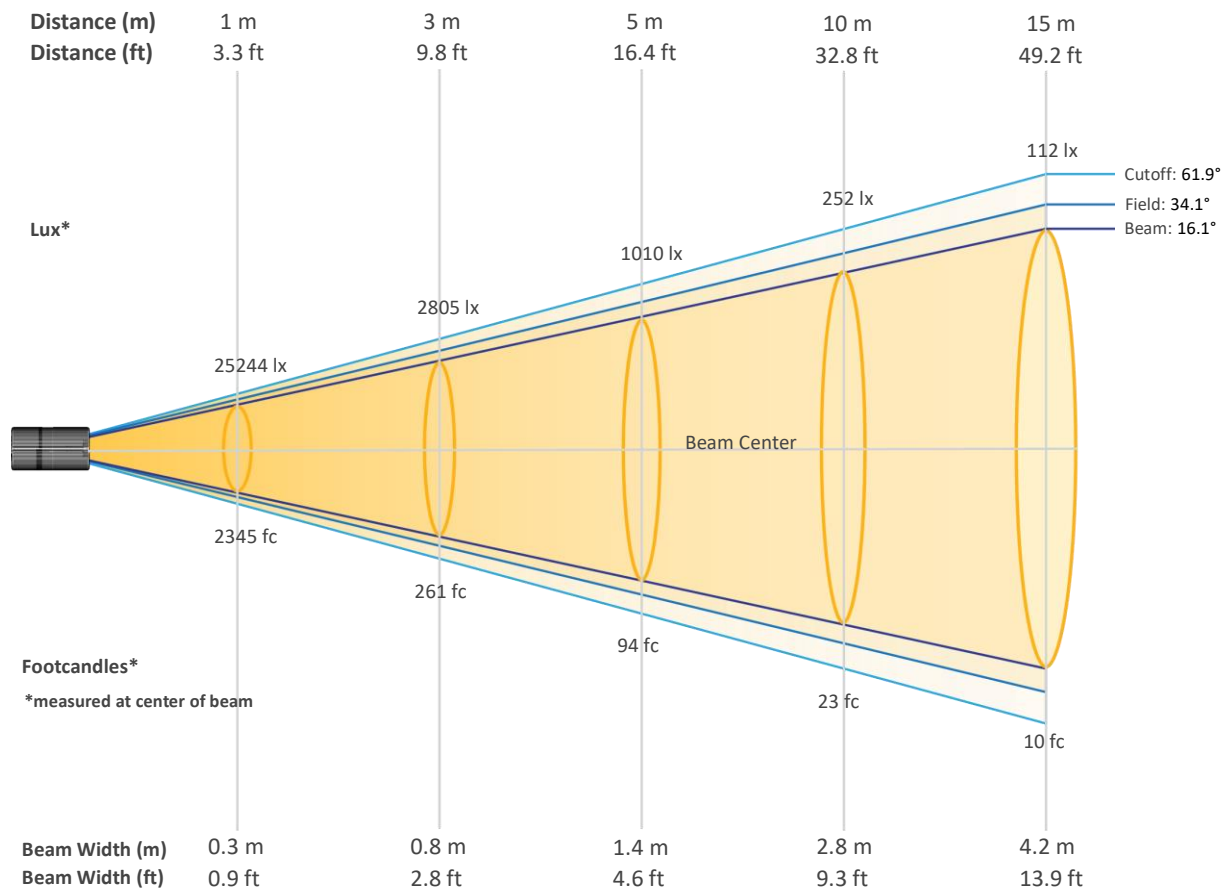
2996 K



Photometric & Chromaticity Report

Well Batten 14: Standard Optics - Warm White-AC

Beam Details

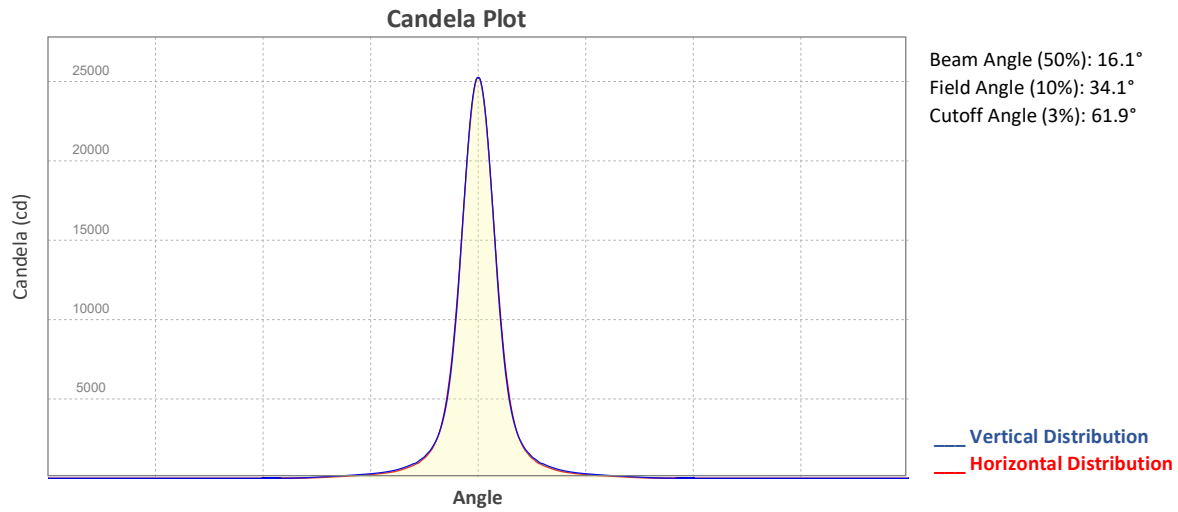


Beam Intensities from 1-20m (3.3-65.6ft)

Distance	1m	2m	3m	4m	5m	6m	7m	8m	9m	10m
Lux	25244	6311	2805	1578	1010	701	515	394	312	252
Distance	11m	12m	13m	14m	15m	16m	17m	18m	19m	20m
Lux	209	175	149	129	112	99	87	78	70	63
Distance	3.3ft	6.6ft	9.8ft	13.1ft	16.4ft	19.7ft	23ft	26.2ft	29.5ft	32.8ft
FC	2345	586	261	147	94	65	48	37	29	23
Distance	36.1ft	39.4ft	42.7ft	45.9ft	49.2ft	52.5ft	55.8ft	59.1ft	62.3ft	65.6ft
FC	19	16	14	12	10	9	8	7	6	6

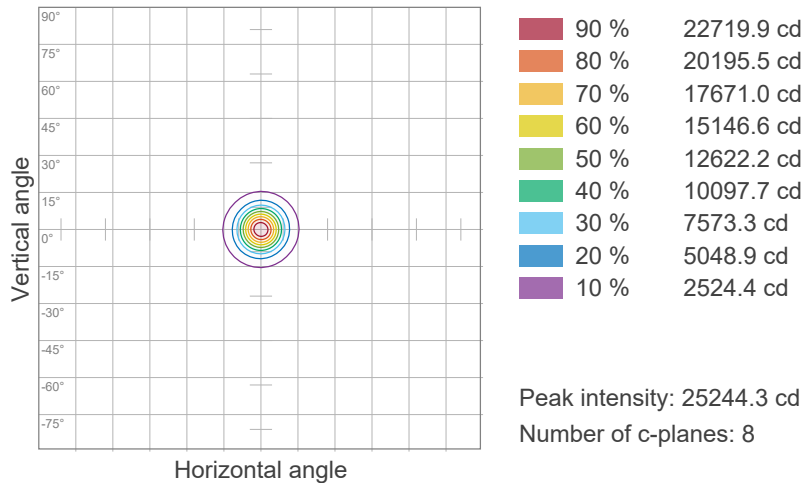
Photometric & Chromaticity Report

Well Batten 14: Standard Optics - Warm White-AC

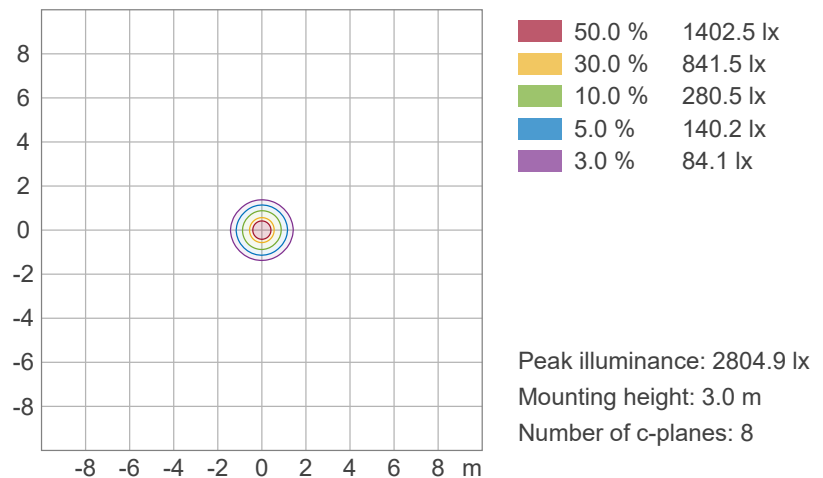


ISO Diagrams

ISO Candela Diagram



ISO Lux Diagram

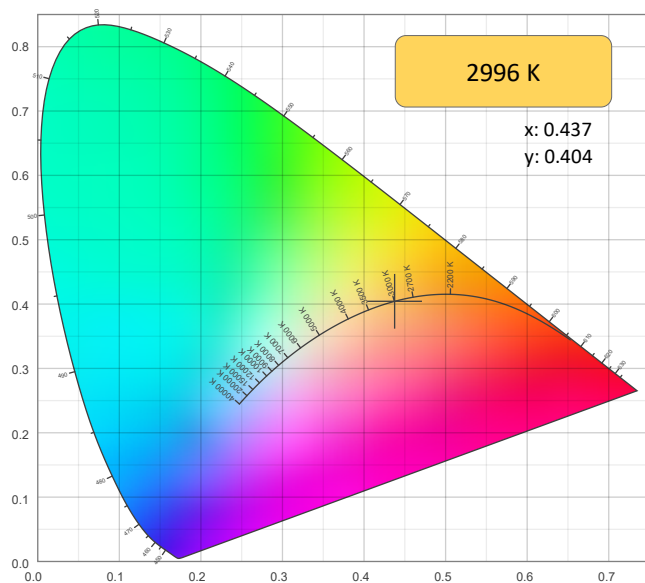


Photometric & Chromaticity Report

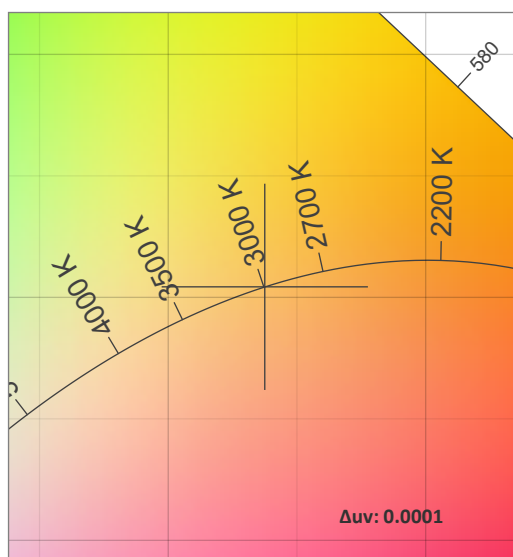
Well Batten 14: Standard Optics - Warm White-AC

Chromaticity

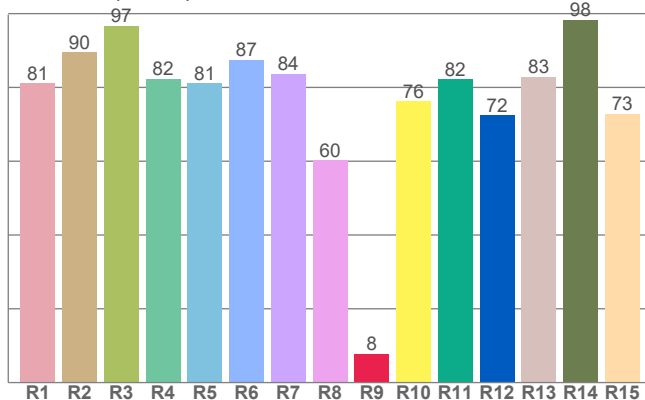
CIE 1931



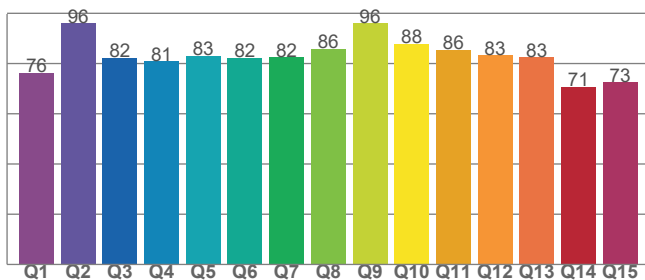
CIE 1931 - Zoom



CRI: 82.8 (R1-R8)



CQS: 81.7



Color Parameters

Color Temperature	Color Coordinate CIE 1931	Color Coordinate CIE 1931
CCT	x	y
2996 K	0.437	0.404

Color Deviation from Black Body Curve	Color Coordinate CIE 1964	Color Coordinate CIE 1964
Δuv	y	u
0.0001	0.404	0.251

Color Rendering Index	Red Component	Color Quality Scale
CRI	CRI - R9	CQS
82.8	7.8	81.7

Television Lighting Consistency Index	Color Fidelity	Color Gamut
TLCI	TM30 - Rf	TM30 Rg
66	84.3	97.8

Photometric & Chromaticity Report

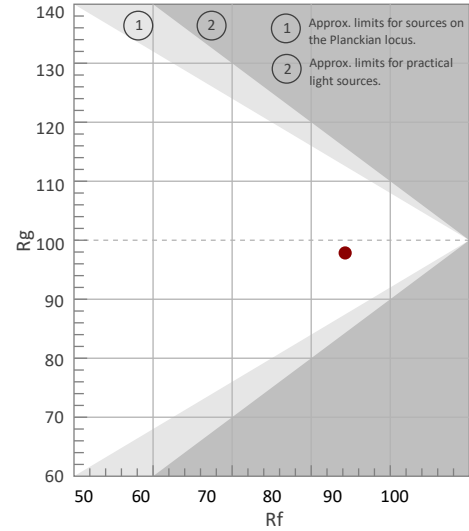
Well Batten 14: Standard Optics - Warm White-AC

TM-30 Details

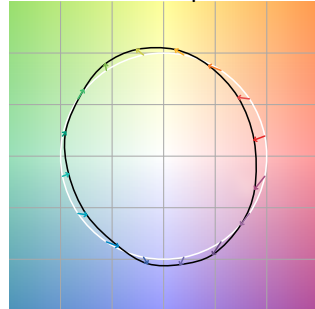
Rf 84.3
Fidelity Index (Rg)

Rg 97.8
Gammut Index (Rg)

Hue Bin	Graphic shifts (%)		
	R _f	Chroma	Hue
1	80	-11%	-2%
2	81	-8%	7%
3	76	-3%	12%
4	85	4%	9%
5	90	7%	6%
6	90	6%	-3%
7	84	0%	-10%
8	92	-2%	-4%
9	89	-6%	-1%
10	86	-6%	6%
11	82	-3%	12%
12	85	5%	5%
13	88	6%	-5%
14	82	6%	-13%
15	79	-1%	-14%
16	80	-7%	-14%



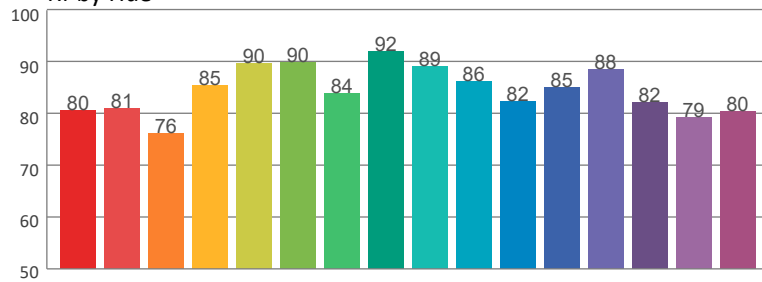
Color Vector Graphic



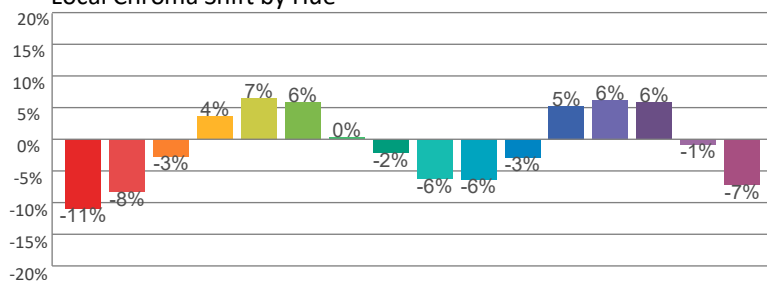
Color Distortion Graphic



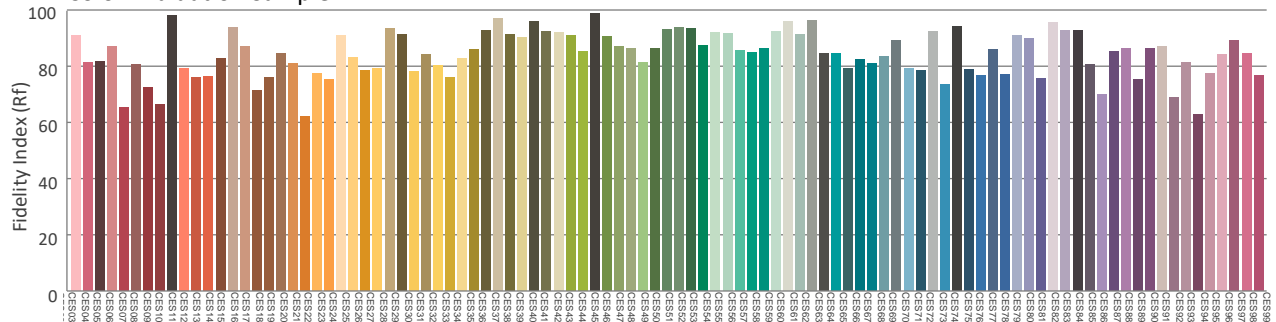
Rf by Hue



Local Chroma Shift by Hue



Color Evaluation Sample



Photometric & Chromaticity Report

Well Batten 14: Standard Optics - Warm White-Off

Report Summary

Measurements

Fixture Output: 2195 lm
Fixture Peak: 14657 cd
Fixture Efficacy: n/a lm/W
Intensity @ 5m: 586 lux
Color Temperature: 2993 K
CRI: 83.1 CRI R9 Value: 9.3
CQS: 82.3
TLCI: 67
TM-30 Rf: 84.6
TM-30 Rg: 98.0
Beam Angle (50%): 16.2°
Field Angle (10%): 34.2°
Cutoff Angle (3%): 61.9°

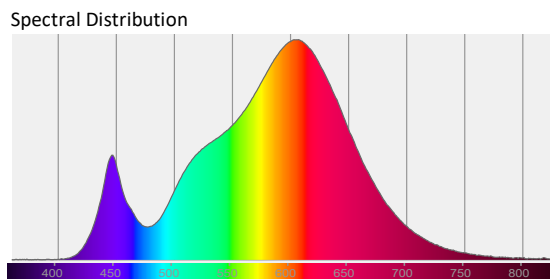
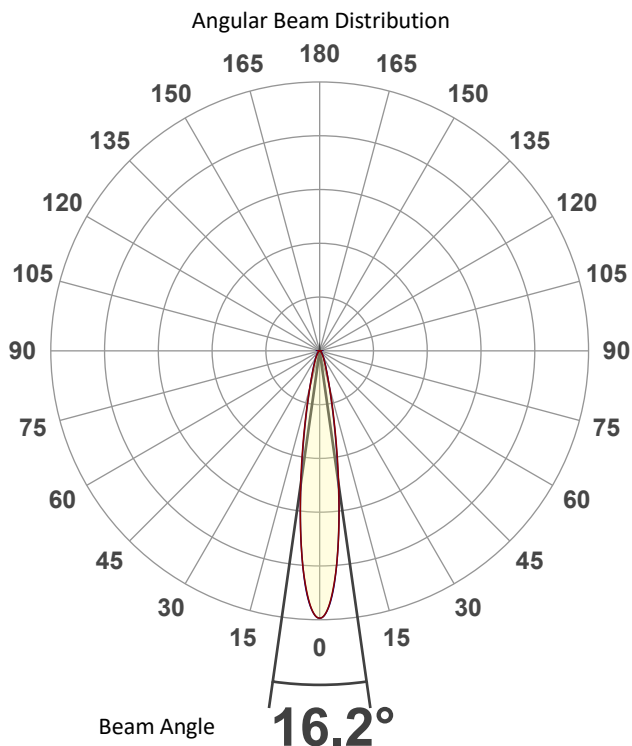


Conditions

AC Supply: 120 V, 60 Hz
Power: 0.0 W
Current: 0.000 A
Power Factor: n/a

This data sheet conforms to American National Standard E1.9 – 2007 (R2017). All data was measured and calculated by a Viso Systems LabSpion Goniometer at the Chauvet PD Optics Laboratory in Davie, FL on 1/8/2025 to LM-63-2002 Standards.

Overall Measurement



Tested Color (CIE 1931):
X: 0.439
Y: 0.406

Light Quality
CRI: 83.1

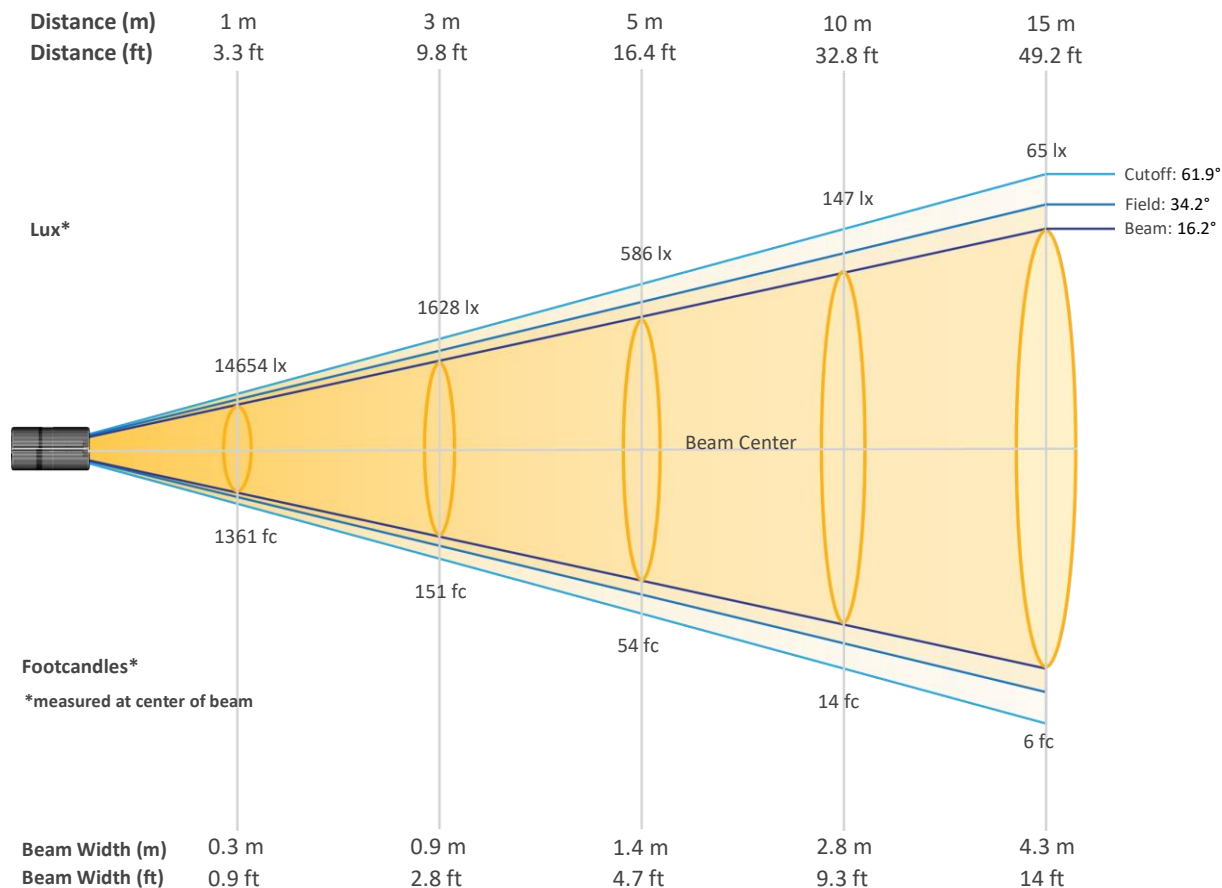
Color Temperature
2993 K



Photometric & Chromaticity Report

Well Batten 14: Standard Optics - Warm White-Off

Beam Details

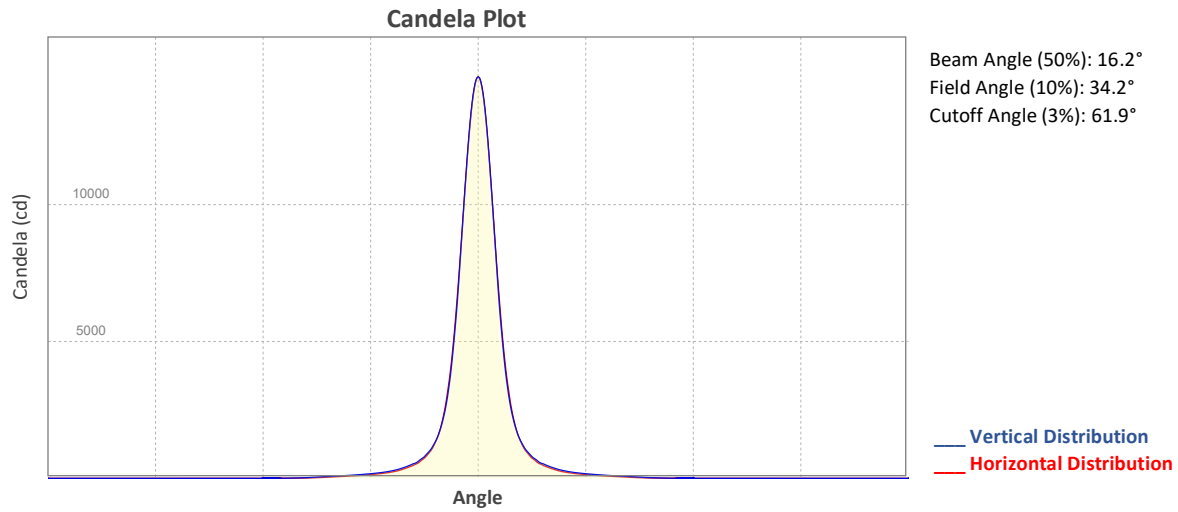


Beam Intensities from 1-20m (3.3-65.6ft)

Distance	1m	2m	3m	4m	5m	6m	7m	8m	9m	10m
Lux	14654	3663	1628	916	586	407	299	229	181	147
Distance	11m	12m	13m	14m	15m	16m	17m	18m	19m	20m
Lux	121	102	87	75	65	57	51	45	41	37
Distance	3.3ft	6.6ft	9.8ft	13.1ft	16.4ft	19.7ft	23ft	26.2ft	29.5ft	32.8ft
FC	1361	340	151	85	54	38	28	21	17	14
Distance	36.1ft	39.4ft	42.7ft	45.9ft	49.2ft	52.5ft	55.8ft	59.1ft	62.3ft	65.6ft
FC	11	9	8	7	6	5	5	4	4	3

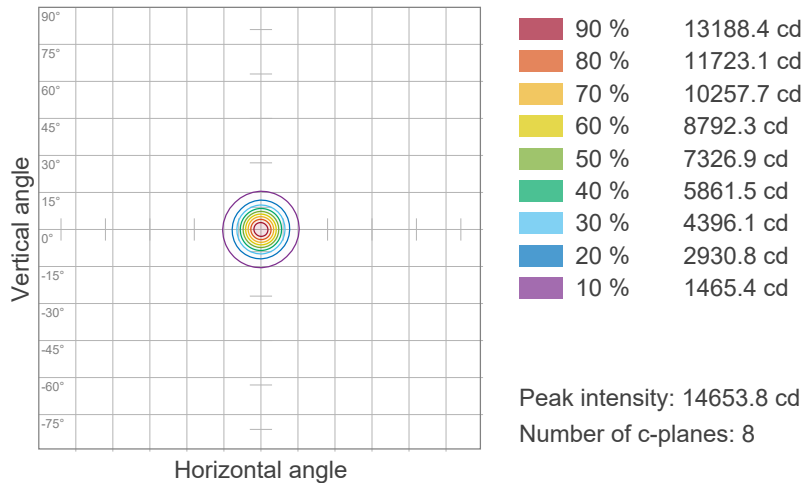
Photometric & Chromaticity Report

Well Batten 14: Standard Optics - Warm White-Off

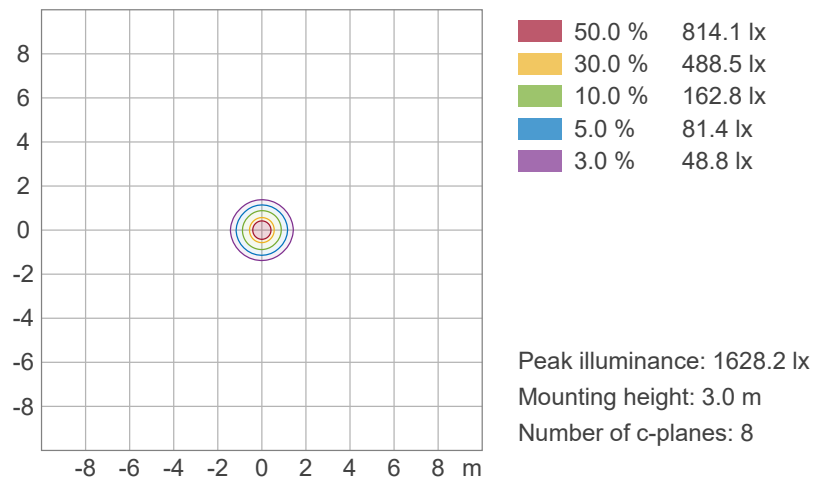


ISO Diagrams

ISO Candela Diagram



ISO Lux Diagram

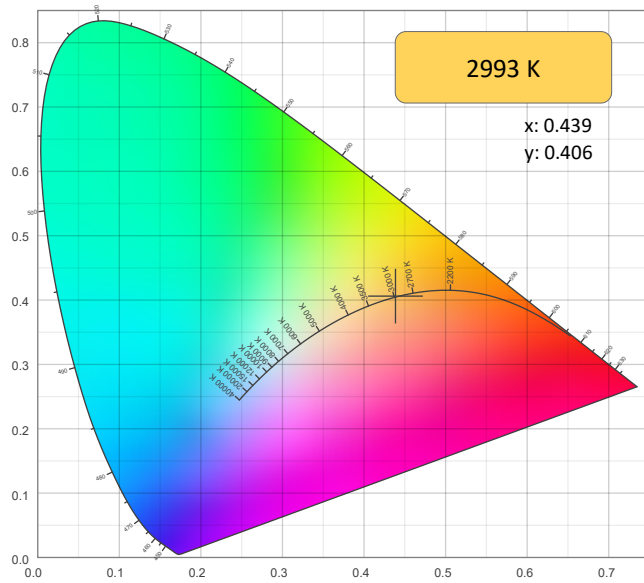


Photometric & Chromaticity Report

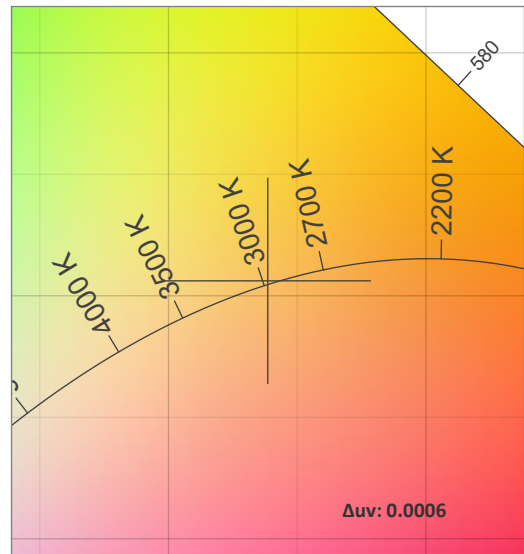
Well Batten 14: Standard Optics - Warm White-Off

Chromaticity

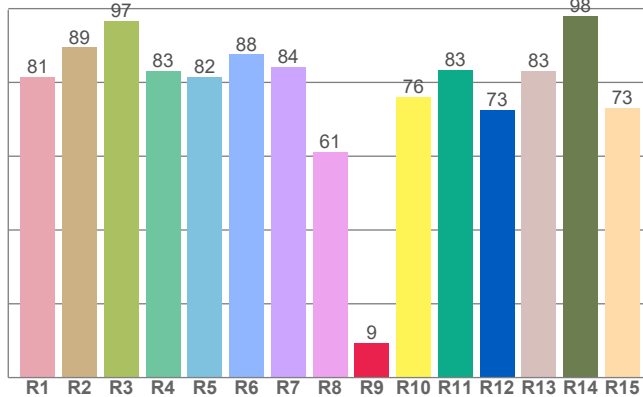
CIE 1931



CIE 1931 - Zoom



CRI: 83.1 (R1-R8)

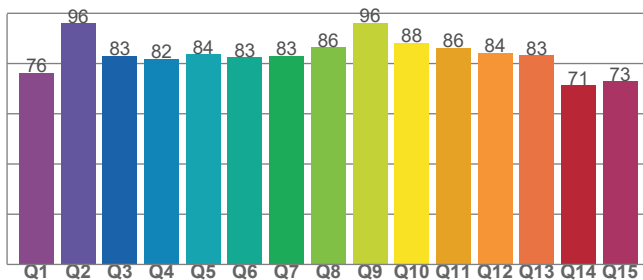


Color Parameters

Color Temperature	Color Coordinate CIE 1931	Color Coordinate CIE 1931
CCT	x	y
2993 K	0.439	0.406

Color Deviation from Black Body Curve	Color Coordinate CIE 1964	Color Coordinate CIE 1964
Δuv	y	u
0.0006	0.406	0.251

CQS: 82.3



Color Rendering Index	Red Component	Color Quality Scale
CRI	CRI - R9	CQS
83.1	9.3	82.3

Television Lighting Consistency Index	Color Fidelity	Color Gamut
TLCI	TM30 - Rf	TM30 Rg
67	84.6	98.0

Photometric & Chromaticity Report

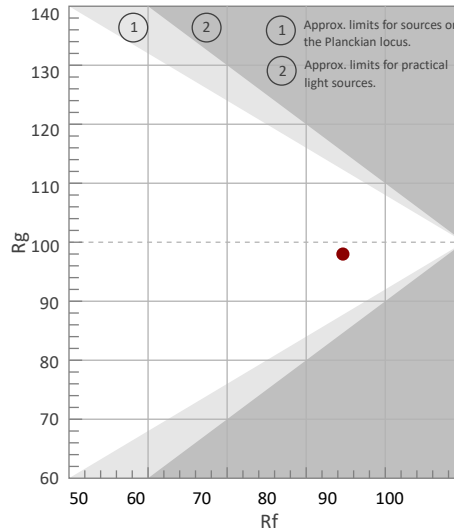
Well Batten 14: Standard Optics - Warm White-Off

TM-30 Details

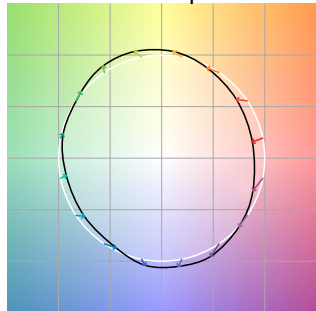
Rf 84.6
Fidelity Index (Rg)

Rg 98.0
Gammut Index (Rg)

Hue Bin	Graphic shifts (%)		
	R _f	Chroma	Hue
1	81	-11%	-2%
2	82	-8%	7%
3	77	-3%	12%
4	86	4%	9%
5	90	7%	6%
6	90	6%	-2%
7	84	1%	-10%
8	92	-2%	-5%
9	89	-6%	-2%
10	87	-6%	5%
11	83	-3%	11%
12	85	5%	5%
13	89	6%	-5%
14	82	6%	-13%
15	79	-1%	-13%
16	81	-7%	-14%



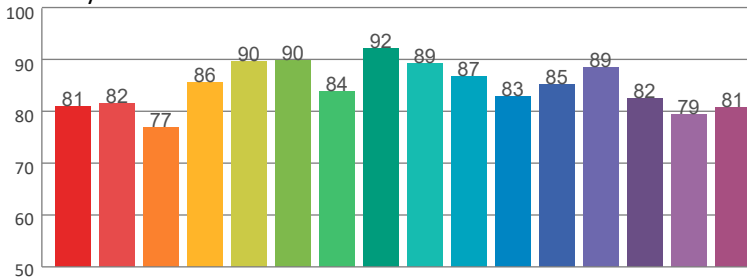
Color Vector Graphic



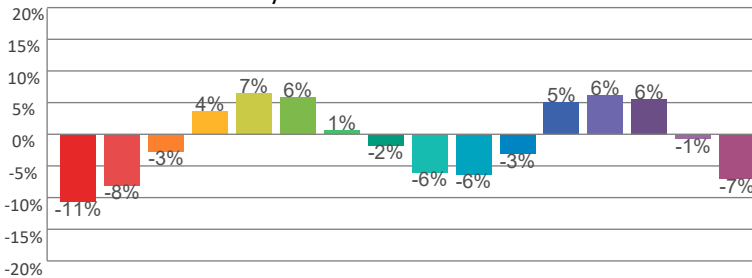
Color Distortion Graphic



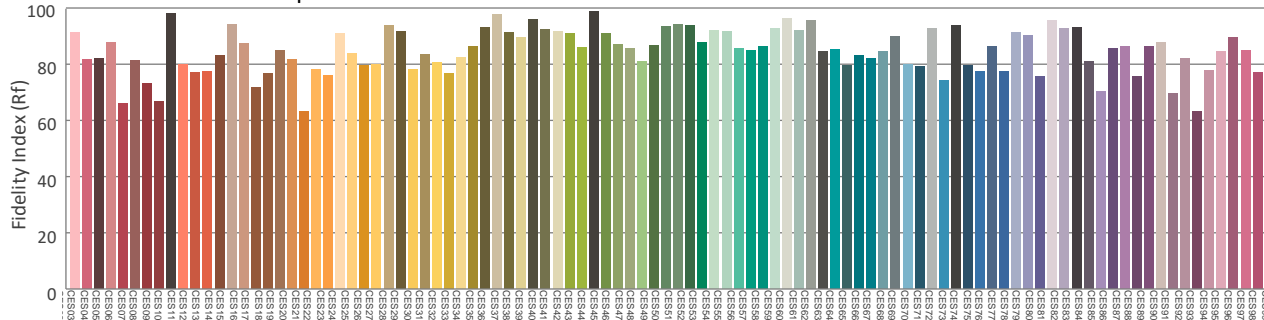
Rf by Hue



Local Chroma Shift by Hue



Color Evaluation Sample



Photometric & Chromaticity Report

Well Batten 14: Standard Optics - 2800K-5hrs

Report Summary

Measurements

Fixture Output: 2327 lm
Fixture Peak: 15569 cd
Fixture Efficacy: n/a lm/W
Intensity @ 5m: 622 lux
Color Temperature: 2573 K
CRI: 88.9 CRI R9 Value: 89.2
CQS: 87.6
TLCI: 70
TM-30 Rf: 88.4
TM-30 Rg: 108.8
Beam Angle (50%): 16.2°
Field Angle (10%): 34.2°
Cutoff Angle (3%): 61.8°

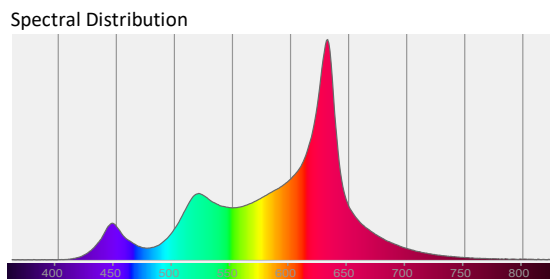
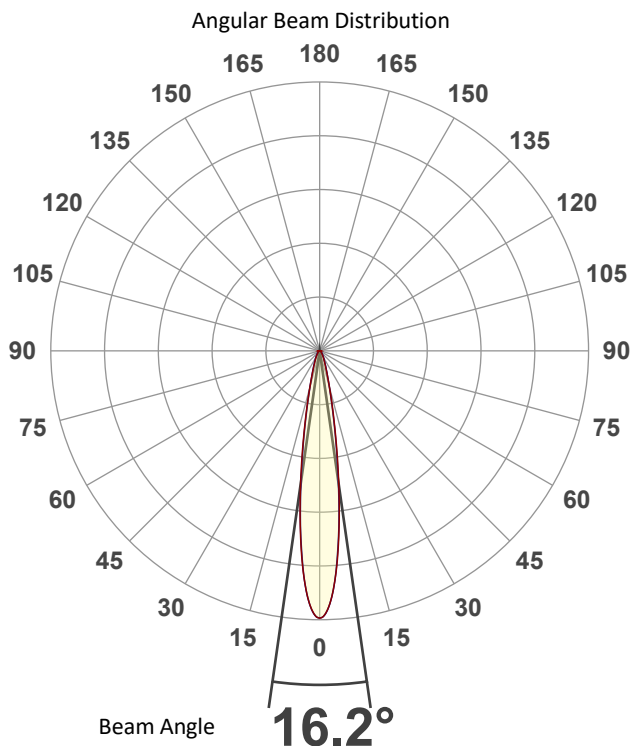


Conditions

AC Supply: 120 V, 60 Hz
Power: 0.0 W
Current: 0.000 A
Power Factor: n/a

This data sheet conforms to American National Standard E1.9 – 2007 (R2017). All data was measured and calculated by a Viso Systems LabSpion Goniometer at the Chauvet PD Optics Laboratory in Davie, FL on 1/8/2025 to LM-63-2002 Standards.

Overall Measurement



Tested Color (CIE 1931):
X: 0.467
Y: 0.406

Light Quality
CRI: 88.9

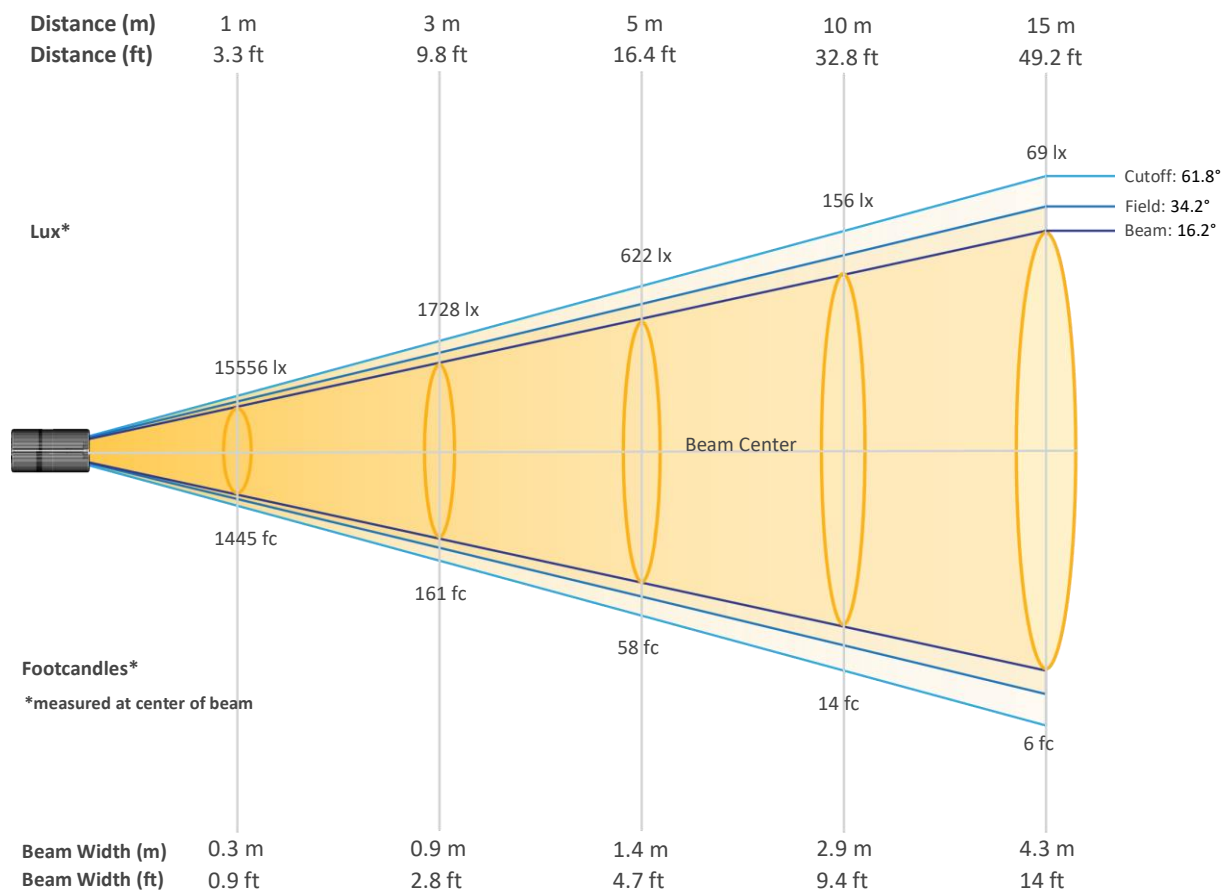
Color Temperature
2573 K



Photometric & Chromaticity Report

Well Batten 14: Standard Optics - 2800K-5hrs

Beam Details

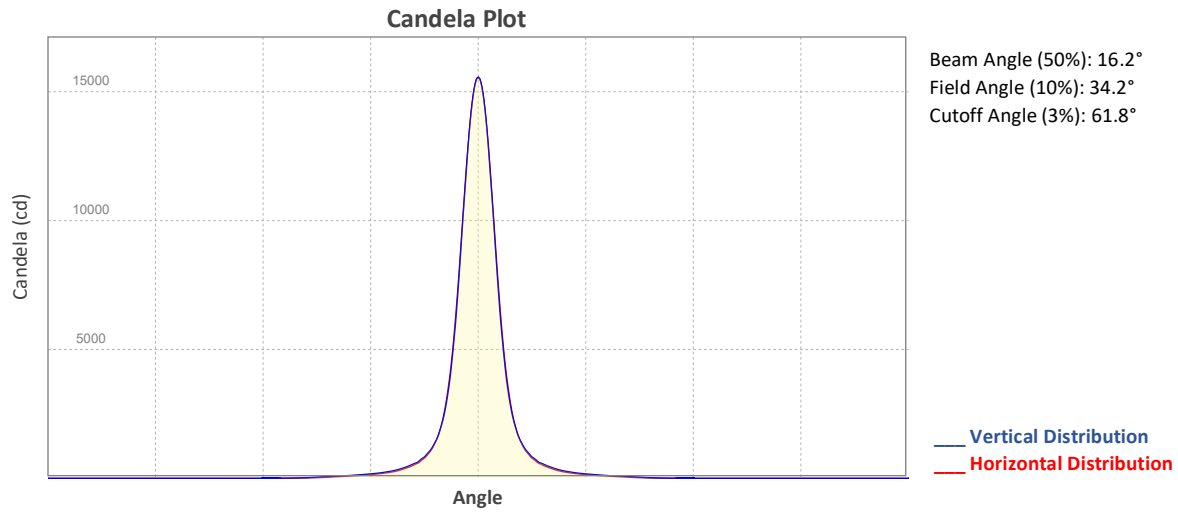


Beam Intensities from 1-20m (3.3-65.6ft)

Distance	1m	2m	3m	4m	5m	6m	7m	8m	9m	10m
Lux	15556	3889	1728	972	622	432	317	243	192	156
Distance	11m	12m	13m	14m	15m	16m	17m	18m	19m	20m
Lux	129	108	92	79	69	61	54	48	43	39
Distance	3.3ft	6.6ft	9.8ft	13.1ft	16.4ft	19.7ft	23ft	26.2ft	29.5ft	32.8ft
FC	1445	361	161	90	58	40	29	23	18	14
Distance	36.1ft	39.4ft	42.7ft	45.9ft	49.2ft	52.5ft	55.8ft	59.1ft	62.3ft	65.6ft
FC	12	10	9	7	6	6	5	4	4	4

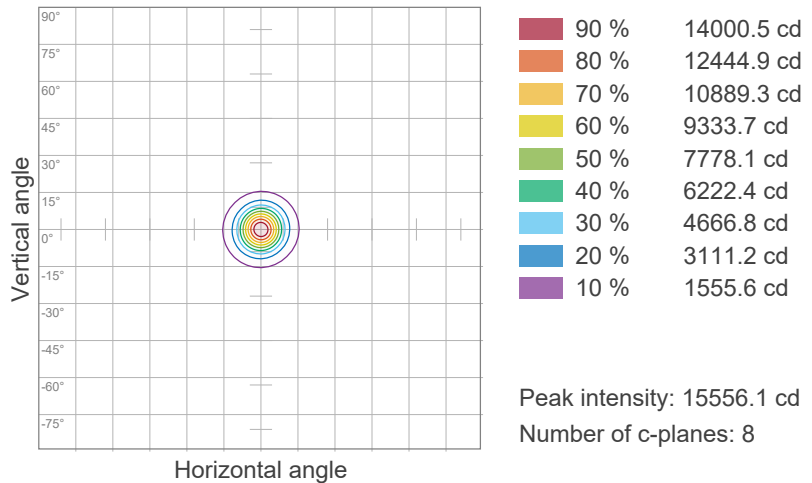
Photometric & Chromaticity Report

Well Batten 14: Standard Optics - 2800K-5hrs

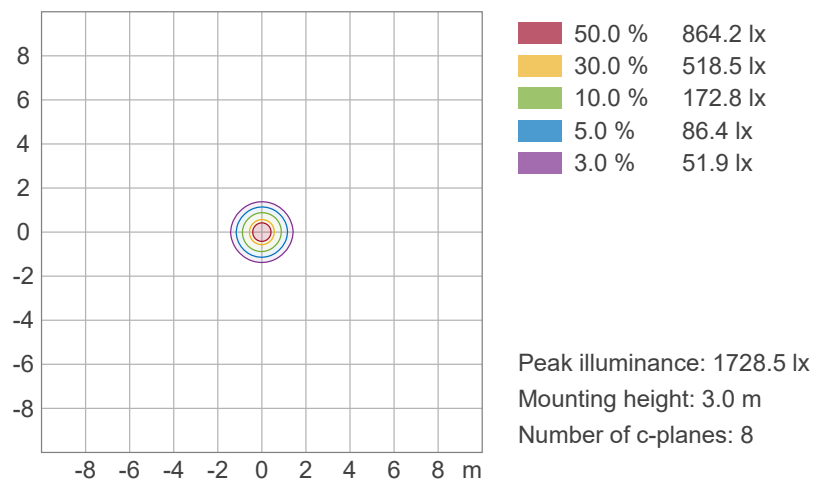


ISO Diagrams

ISO Candela Diagram



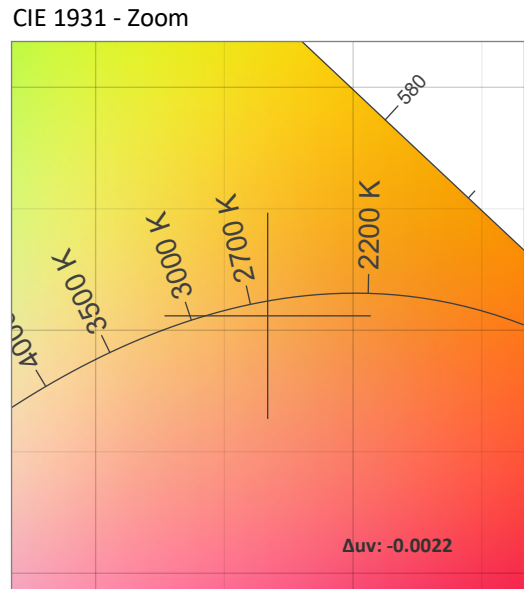
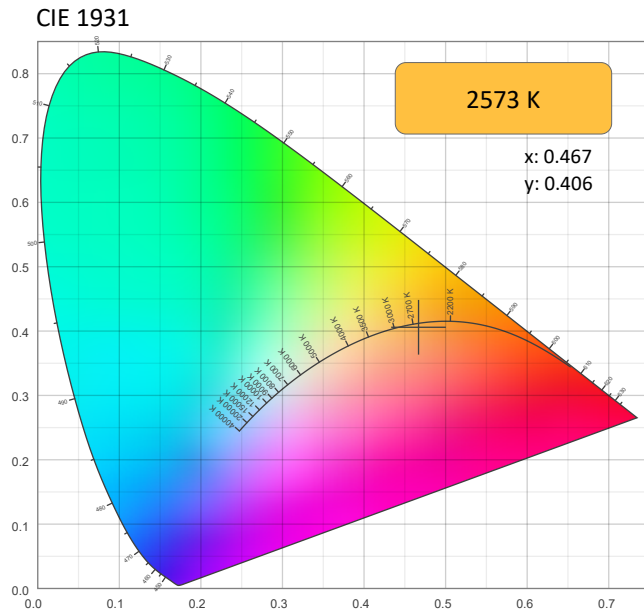
ISO Lux Diagram



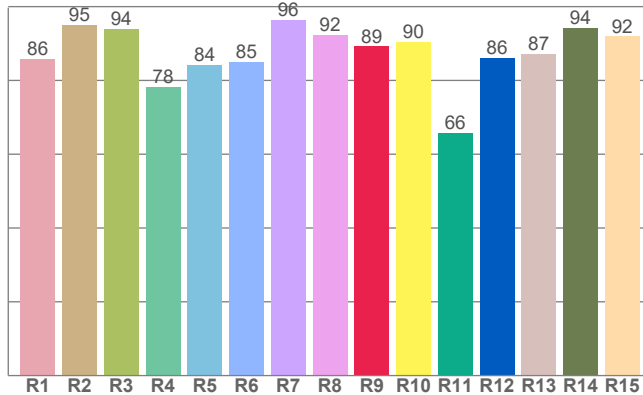
Photometric & Chromaticity Report

Well Batten 14: Standard Optics - 2800K-5hrs

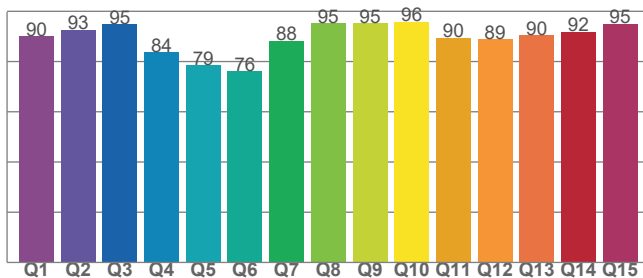
Chromaticity



CRI: 88.9 (R1-R8)



CQS: 87.6



Color Parameters

Color Temperature	Color Coordinate CIE 1931	Color Coordinate CIE 1931
CCT	x	y
2573 K	0.467	0.406

Color Deviation from Black Body Curve	Color Coordinate CIE 1964	Color Coordinate CIE 1964
Δuv	y	u
-0.0022	0.406	0.269

Color Rendering Index	Red Component	Color Quality Scale
CRI	CRI - R9	CQS
88.9	89.2	87.6

Television Lighting Consistency Index	Color Fidelity	Color Gamut
TLCI	TM30 - Rf	TM30 Rg
70	88.4	108.8

Photometric & Chromaticity Report

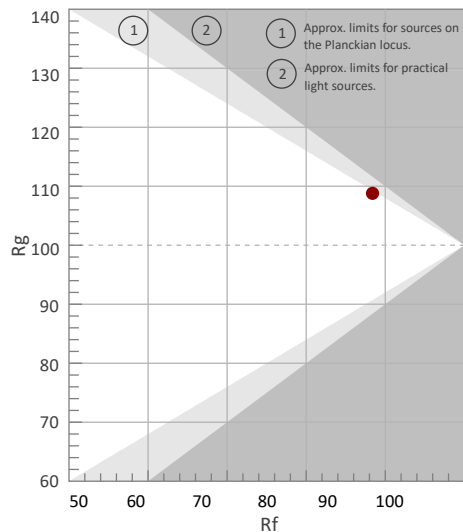
Well Batten 14: Standard Optics - 2800K-5hrs

TM-30 Details

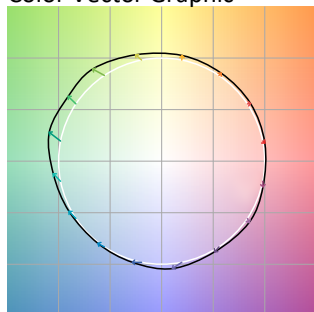
Rf 88.4
Fidelity Index (Rg)

Rg 108.8
Gammut Index (Rg)

Hue Bin	R _f	Graphic shifts (%)	
		Chroma	Hue
1	91	2%	-2%
2	91	3%	-1%
3	90	3%	-1%
4	92	4%	0%
5	91	6%	5%
6	83	11%	6%
7	84	10%	-2%
8	79	12%	-6%
9	83	5%	-9%
10	85	2%	-9%
11	90	1%	-7%
12	86	2%	-9%
13	86	4%	-10%
14	90	2%	-6%
15	91	4%	-2%
16	91	1%	-5%



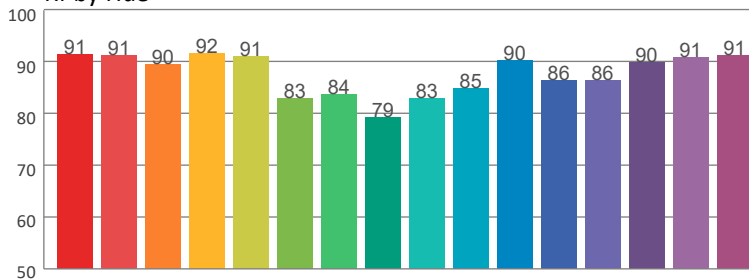
Color Vector Graphic



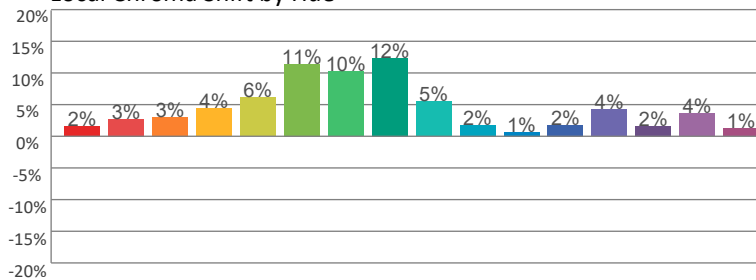
Color Distortion Graphic



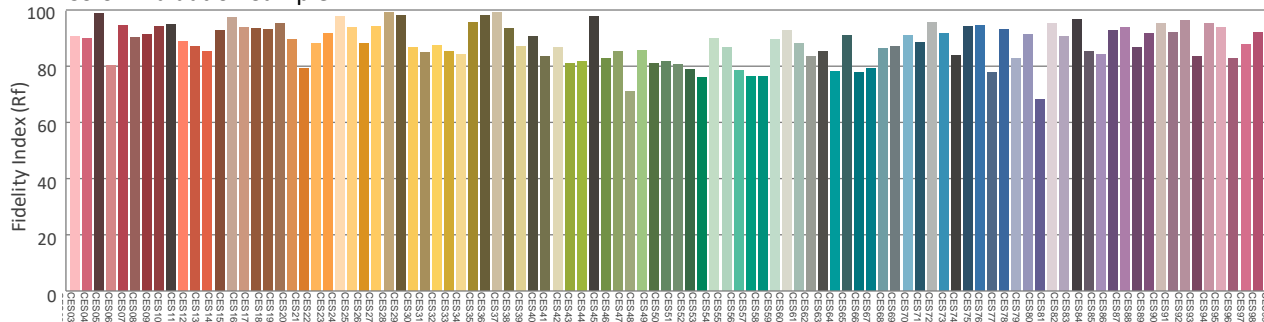
Rf by Hue



Local Chroma Shift by Hue



Color Evaluation Sample



Photometric & Chromaticity Report

Well Batten 14: Standard Optics - 2800K-AC

Report Summary

Measurements

Fixture Output: 3961 lm
Fixture Peak: 26250 cd
Fixture Efficacy: 46 lm/W
Intensity @ 5m: 1049 lux
Color Temperature: 2573 K
CRI: 88.6 CRI R9 Value: 88.7
CQS: 87.5
TLCI: 69
TM-30 Rf: 88.1
TM-30 Rg: 109.3
Beam Angle (50%): 16.3°
Field Angle (10%): 34.3°
Cutoff Angle (3%): 61.9°

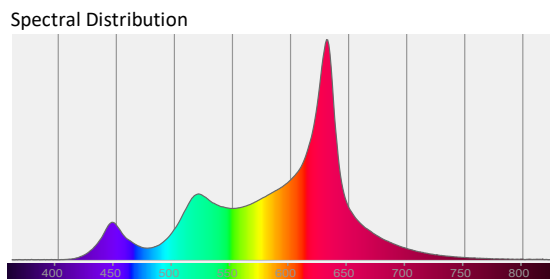
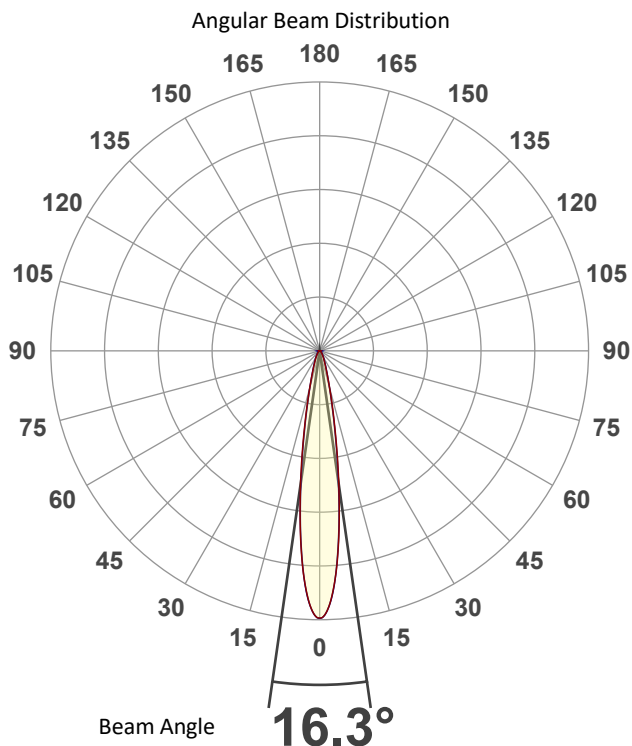


Conditions

AC Supply: 118 V, 60 Hz
Power: 85.44 W
Current: 0.722 A
Power Factor: 1.0

This data sheet conforms to American National Standard E1.9 – 2007 (R2017). All data was measured and calculated by a Viso Systems LabSpion Goniometer at the Chauvet PD Optics Laboratory in Davie, FL on 1/8/2025 to LM-63-2002 Standards.

Overall Measurement



Tested Color (CIE 1931):

X: 0.466

Y: 0.404



Light Quality

CRI: 88.6

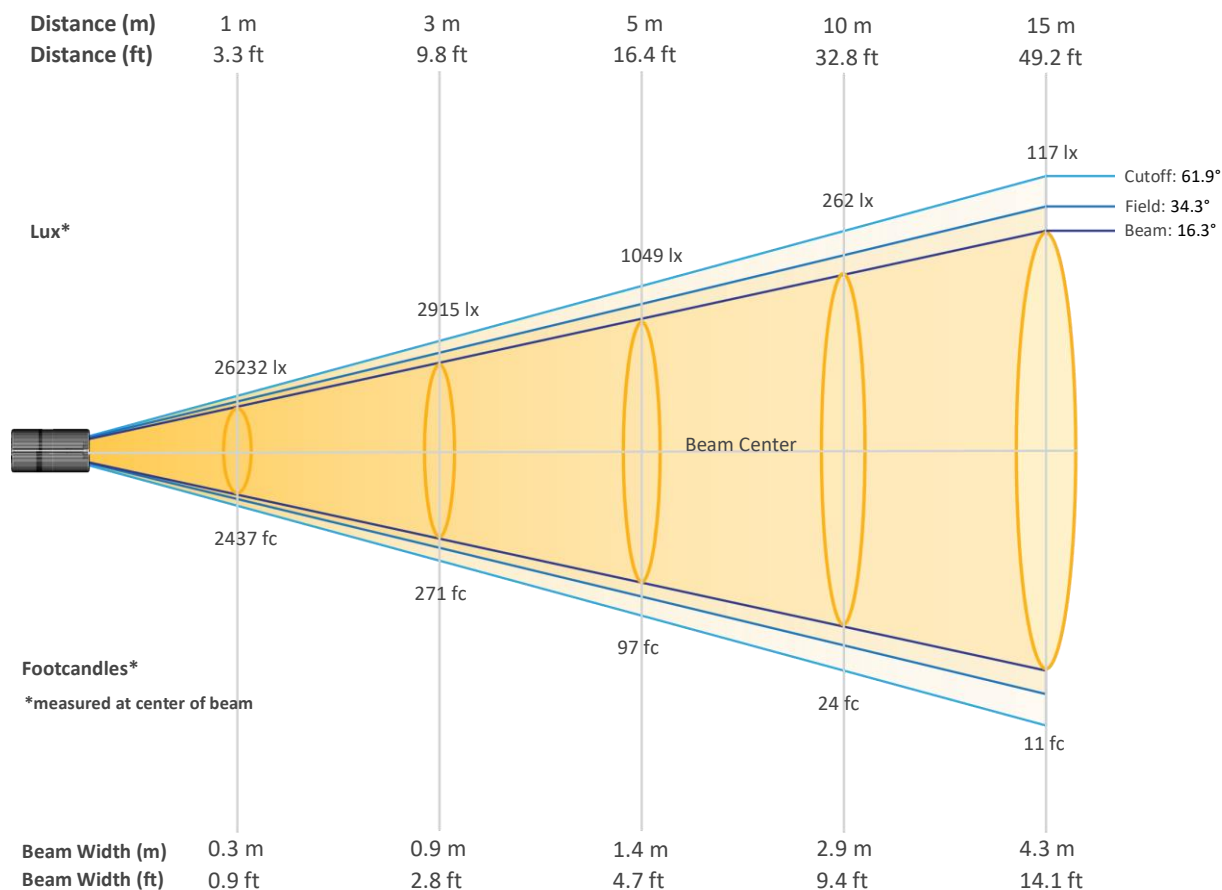
Color Temperature

2573 K

Photometric & Chromaticity Report

Well Batten 14: Standard Optics - 2800K-AC

Beam Details

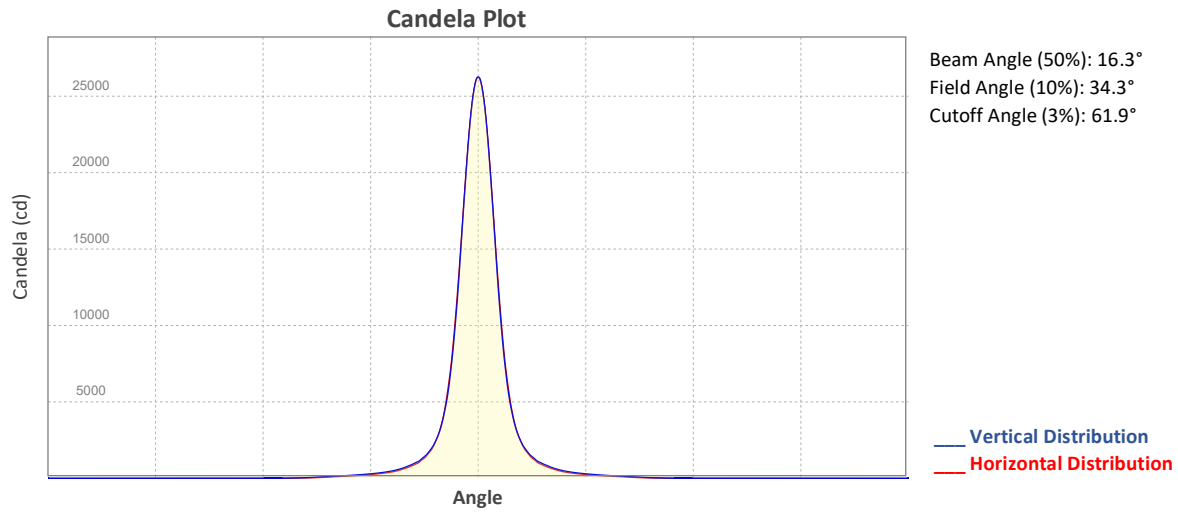


Beam Intensities from 1-20m (3.3-65.6ft)

Distance	1m	2m	3m	4m	5m	6m	7m	8m	9m	10m
Lux	26232	6558	2915	1640	1049	729	535	410	324	262
Distance	11m	12m	13m	14m	15m	16m	17m	18m	19m	20m
Lux	217	182	155	134	117	102	91	81	73	66
Distance	3.3ft	6.6ft	9.8ft	13.1ft	16.4ft	19.7ft	23ft	26.2ft	29.5ft	32.8ft
FC	2437	609	271	152	97	68	50	38	30	24
Distance	36.1ft	39.4ft	42.7ft	45.9ft	49.2ft	52.5ft	55.8ft	59.1ft	62.3ft	65.6ft
FC	20	17	14	12	11	10	8	8	7	6

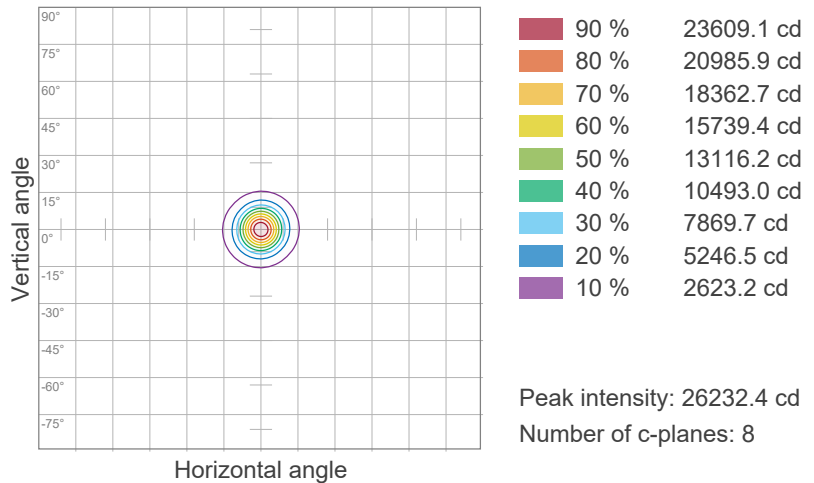
Photometric & Chromaticity Report

Well Batten 14: Standard Optics - 2800K-AC

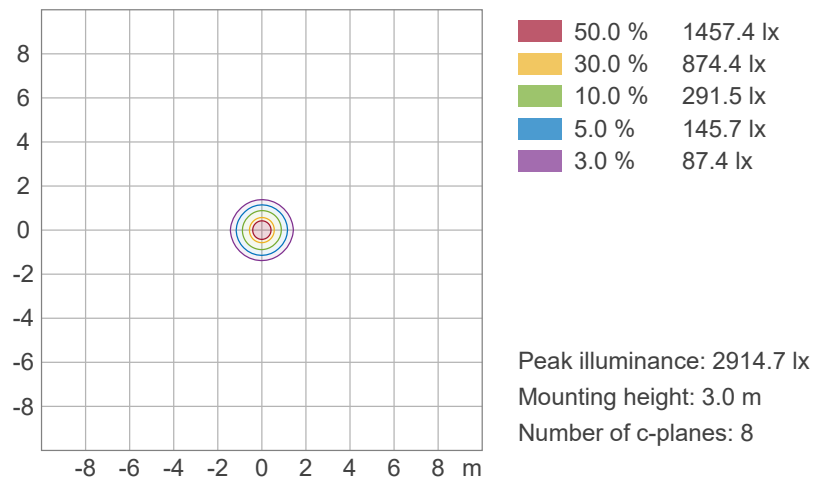


ISO Diagrams

ISO Candela Diagram



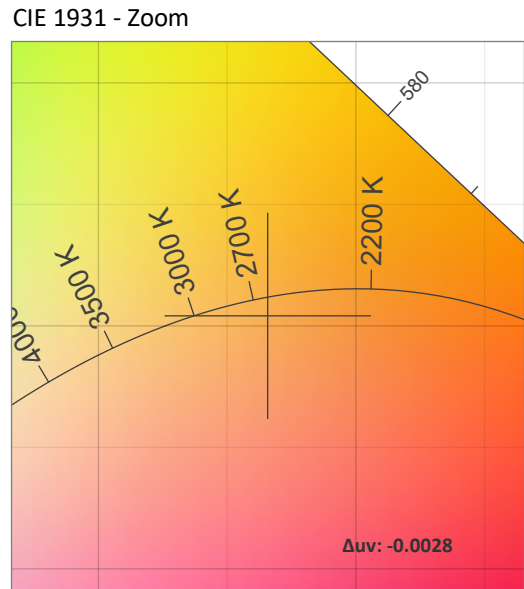
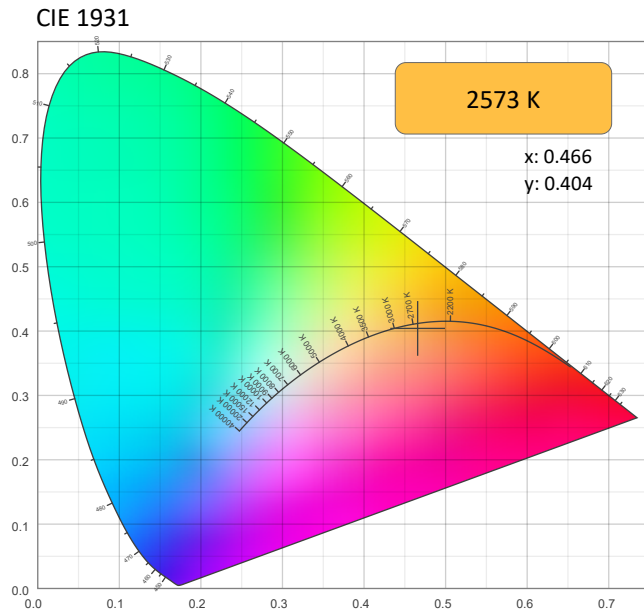
ISO Lux Diagram



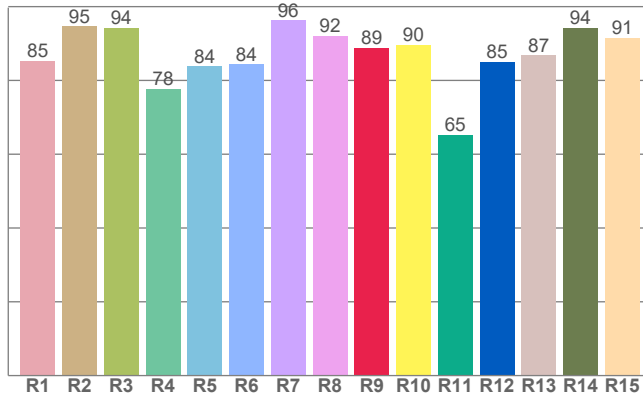
Photometric & Chromaticity Report

Well Batten 14: Standard Optics - 2800K-AC

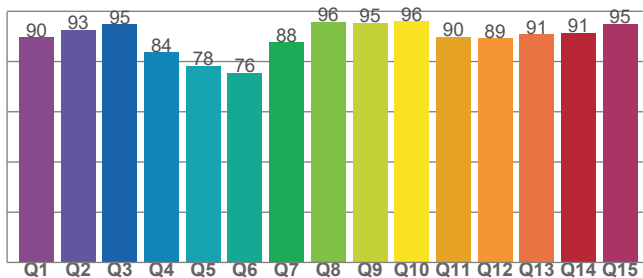
Chromaticity



CRI: 88.6 (R1-R8)



CQS: 87.5



Color Parameters

Color Temperature	Color Coordinate CIE 1931	Color Coordinate CIE 1931
CCT	x	y
2573 K	0.466	0.404

Color Deviation from Black Body Curve	Color Coordinate CIE 1964	Color Coordinate CIE 1964
Δuv	y	u
-0.0028	0.404	0.269

Color Rendering Index	Red Component	Color Quality Scale
CRI	CRI - R9	CQS
88.6	88.7	87.5

Television Lighting Consistency Index	Color Fidelity	Color Gamut
TLCI	TM30 - Rf	TM30 Rg
69	88.1	109.3

Photometric & Chromaticity Report

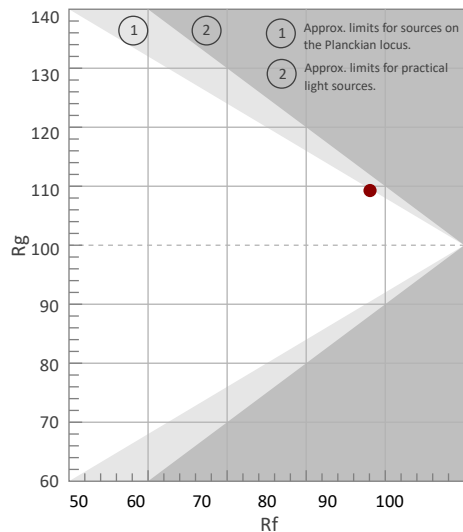
Well Batten 14: Standard Optics - 2800K-AC

TM-30 Details

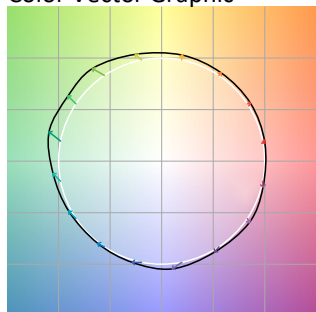
Rf 88.1
Fidelity Index (Rg)

Rg 109.3
Gammut Index (Rg)

Graphic shifts (%)			
Hue Bin	R _f	Chroma	Hue
1	91	2%	-2%
2	91	3%	-1%
3	89	3%	0%
4	91	5%	1%
5	90	7%	5%
6	82	12%	6%
7	83	11%	-2%
8	79	13%	-6%
9	83	6%	-9%
10	84	2%	-10%
11	90	1%	-7%
12	86	2%	-9%
13	86	4%	-10%
14	89	2%	-6%
15	90	4%	-2%
16	91	1%	-5%



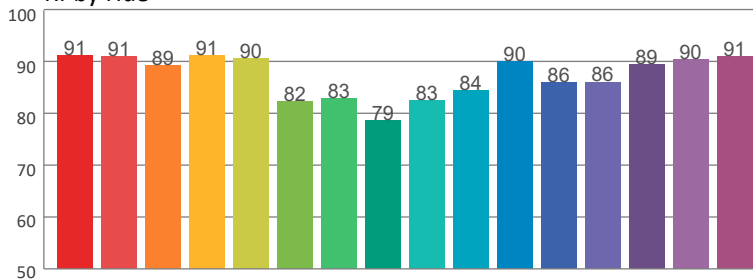
Color Vector Graphic



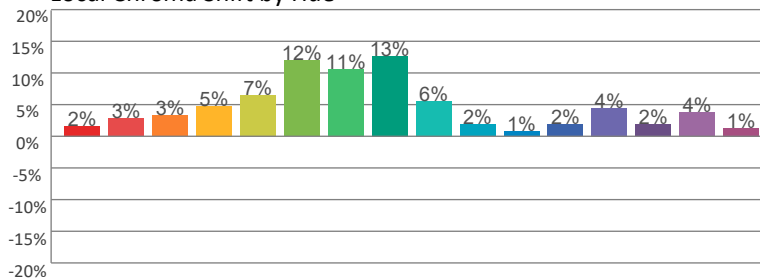
Color Distortion Graphic



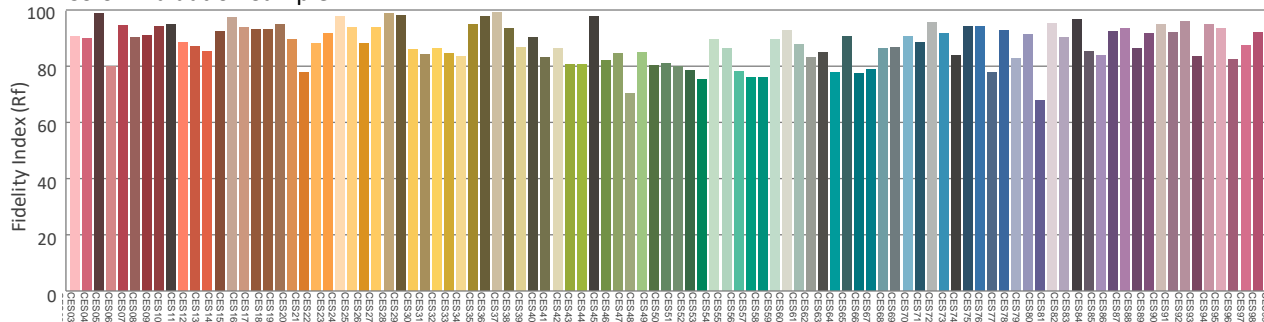
Rf by Hue



Local Chroma Shift by Hue



Color Evaluation Sample



Photometric & Chromaticity Report

Well Batten 14: Standard Optics - 3200K-5hrs

Report Summary

Measurements

Fixture Output: 2350 lm
Fixture Peak: 15719 cd
Fixture Efficacy: n/a lm/W
Intensity @ 5m: 629 lux
Color Temperature: 2761 K
CRI: 90.3 CRI R9 Value: 92.0
CQS: 89.4
TLCI: 73
TM-30 Rf: 89.7
TM-30 Rg: 108.0
Beam Angle (50%): 16.2°
Field Angle (10%): 34.2°
Cutoff Angle (3%): 61.7°

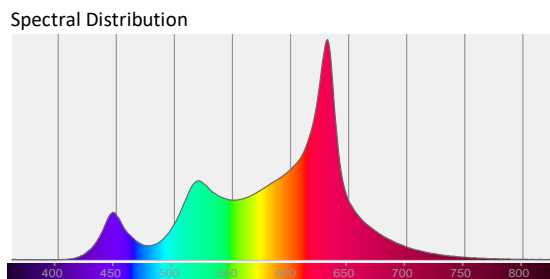
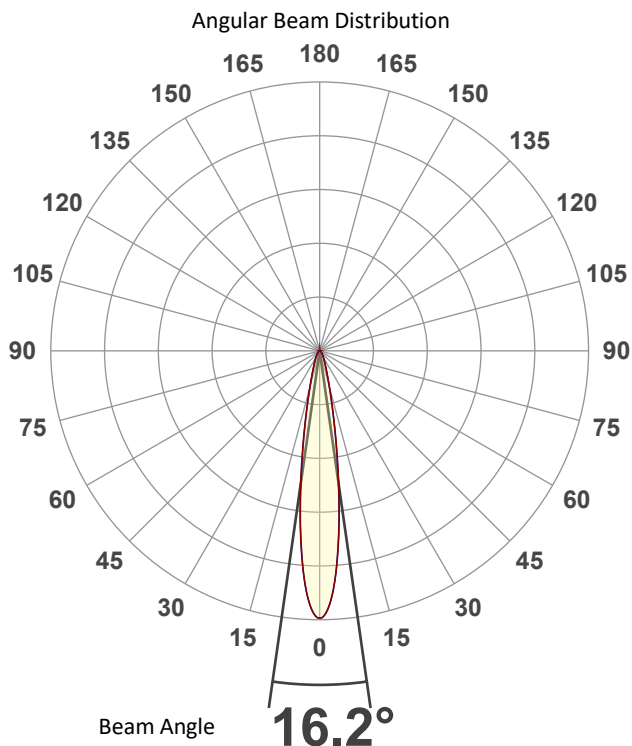


Conditions

AC Supply: 120 V, 60.1 Hz
Power: 0.0 W
Current: 0.000 A
Power Factor: n/a

This data sheet conforms to American National Standard E1.9 – 2007 (R2017). All data was measured and calculated by a Viso Systems LabSpion Goniometer at the Chauvet PD Optics Laboratory in Davie, FL on 1/8/2025 to LM-63-2002 Standards.

Overall Measurement



Tested Color (CIE 1931):
X: 0.452
Y: 0.405

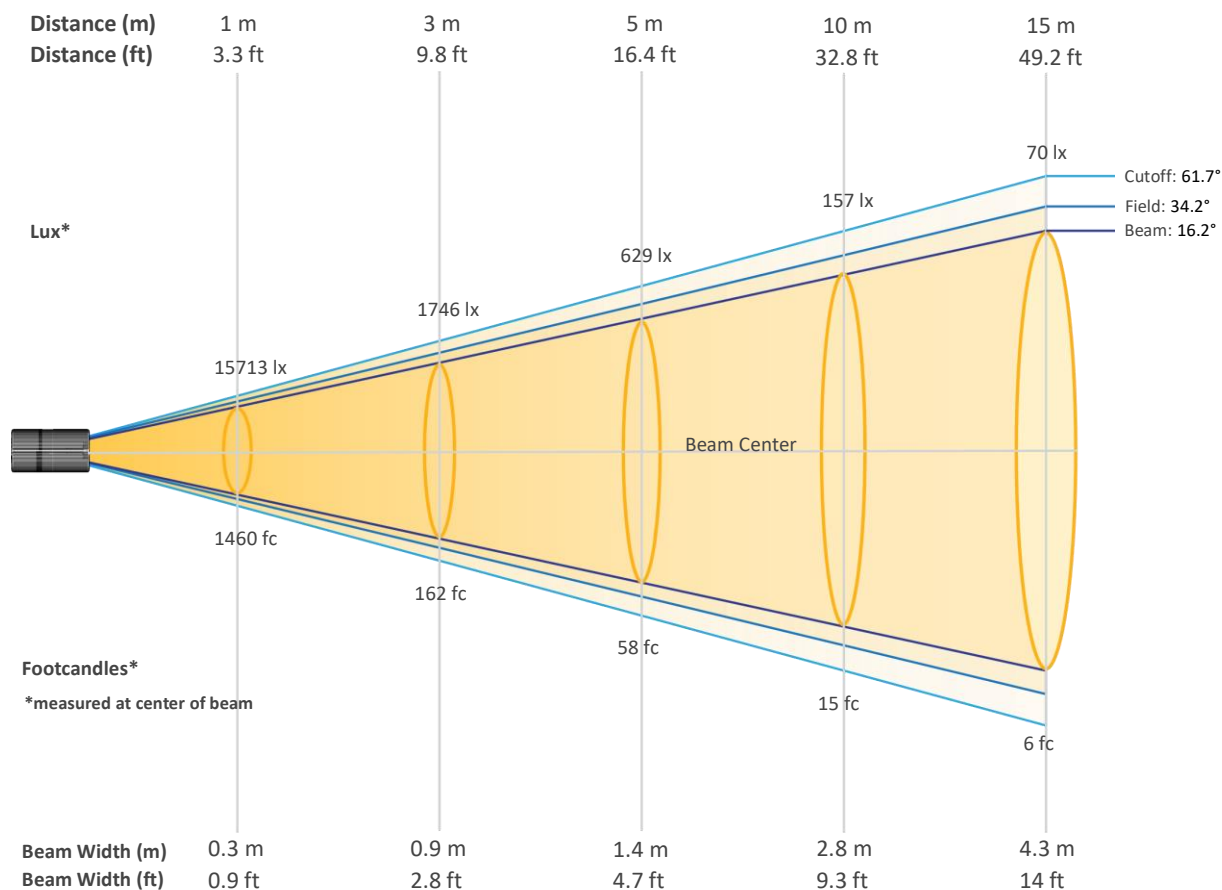
Light Quality
CRI: 90.3

Color Temperature
2761 K

Photometric & Chromaticity Report

Well Batten 14: Standard Optics - 3200K-5hrs

Beam Details

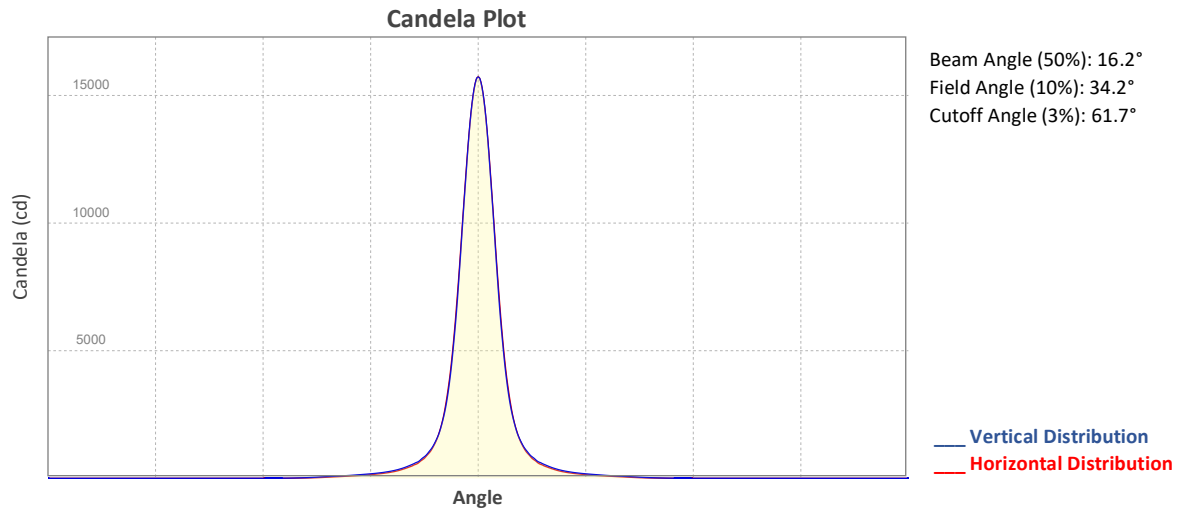


Beam Intensities from 1-20m (3.3-65.6ft)

Distance	1m	2m	3m	4m	5m	6m	7m	8m	9m	10m
Lux	15713	3928	1746	982	629	436	321	246	194	157
Distance	11m	12m	13m	14m	15m	16m	17m	18m	19m	20m
Lux	130	109	93	80	70	61	54	48	44	39
Distance	3.3ft	6.6ft	9.8ft	13.1ft	16.4ft	19.7ft	23ft	26.2ft	29.5ft	32.8ft
FC	1460	365	162	91	58	41	30	23	18	15
Distance	36.1ft	39.4ft	42.7ft	45.9ft	49.2ft	52.5ft	55.8ft	59.1ft	62.3ft	65.6ft
FC	12	10	9	7	6	6	5	5	4	4

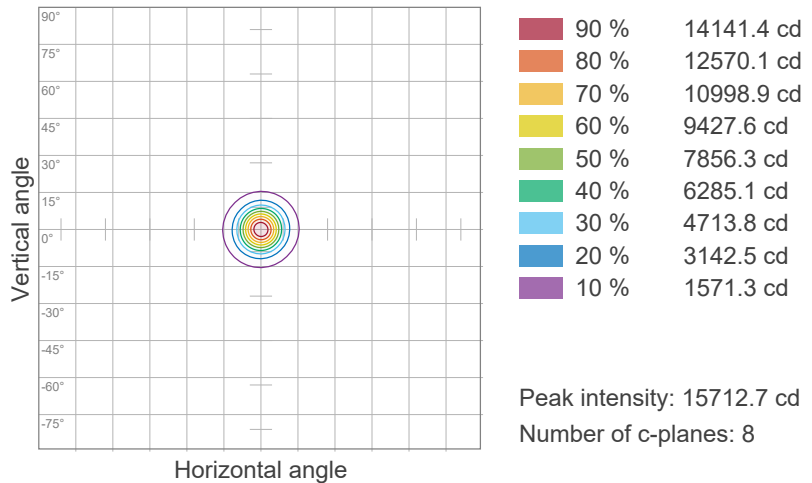
Photometric & Chromaticity Report

Well Batten 14: Standard Optics - 3200K-5hrs

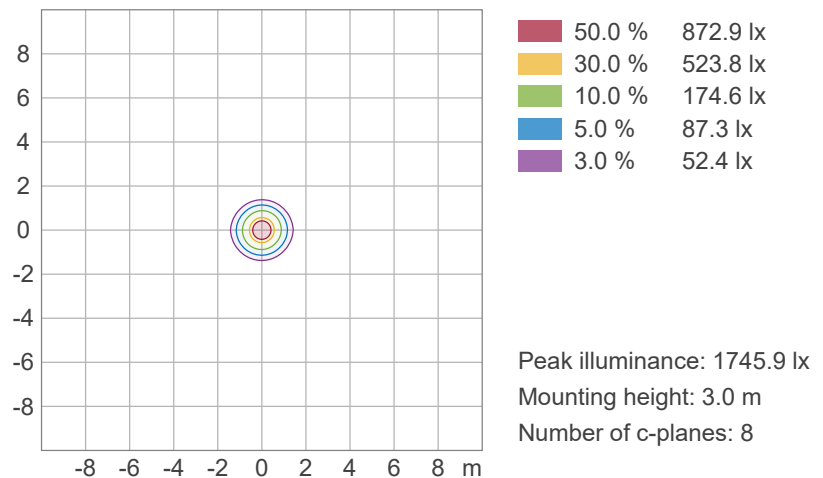


ISO Diagrams

ISO Candela Diagram



ISO Lux Diagram

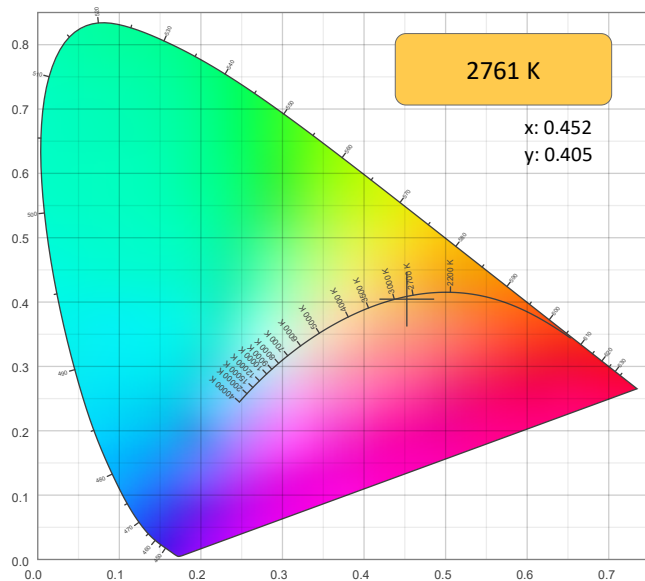


Photometric & Chromaticity Report

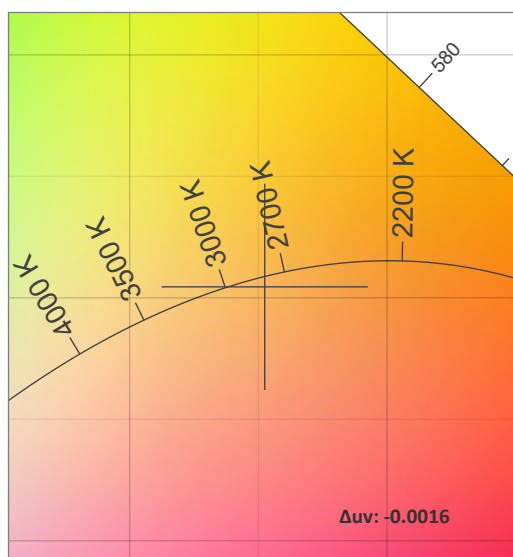
Well Batten 14: Standard Optics - 3200K-5hrs

Chromaticity

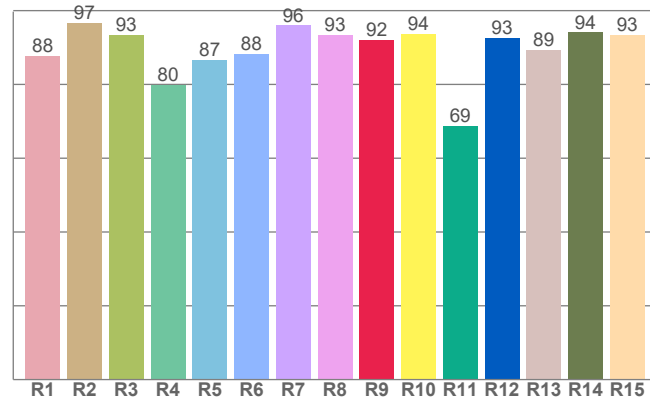
CIE 1931



CIE 1931 - Zoom



CRI: 90.3 (R1-R8)

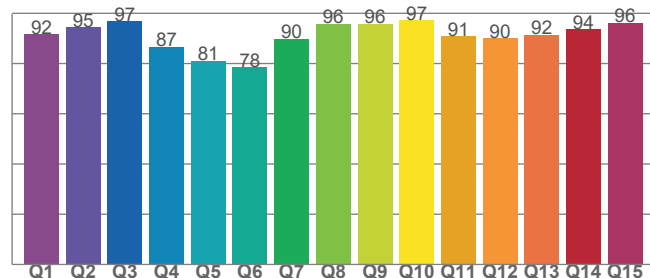


Color Parameters

Color Temperature	Color Coordinate CIE 1931	Color Coordinate CIE 1931
CCT	x	y
2761 K	0.452	0.405

Color Deviation from Black Body Curve	Color Coordinate CIE 1964	Color Coordinate CIE 1964
Δuv	y	u
-0.0016	0.405	0.260

CQS: 89.4



Color Rendering Index	Red Component	Color Quality Scale
CRI	CRI - R9	CQS
90.3	92.0	89.4

Television Lighting Consistency Index	Color Fidelity	Color Gamut
TLCI	TM30 - Rf	TM30 Rg
73	89.7	108.0

Photometric & Chromaticity Report

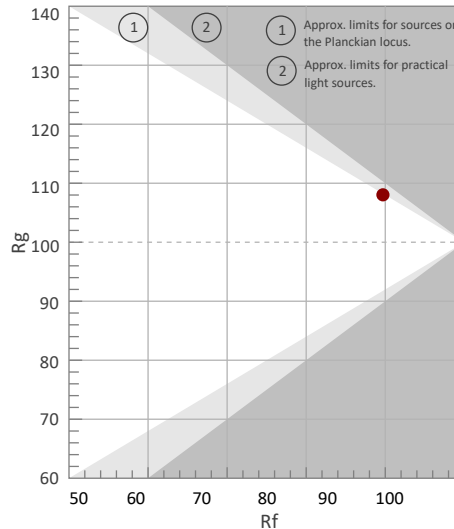
Well Batten 14: Standard Optics - 3200K-5hrs

TM-30 Details

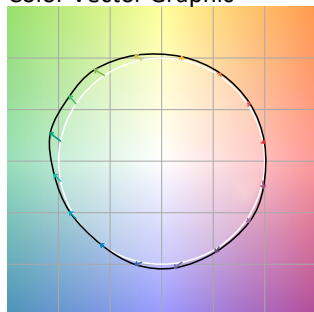
Rf 89.7
Fidelity Index
(Rg)

Rg 108.0
Gammut Index (Rg)

Hue Bin	R _f	Graphic shifts (%)	
		Chroma	Hue
1	92	1%	-2%
2	92	2%	-1%
3	91	2%	0%
4	93	3%	1%
5	91	6%	5%
6	84	10%	5%
7	85	9%	-3%
8	81	11%	-5%
9	85	5%	-8%
10	87	1%	-8%
11	93	0%	-4%
12	89	3%	-5%
13	89	4%	-8%
14	90	2%	-5%
15	91	3%	-2%
16	91	2%	-6%



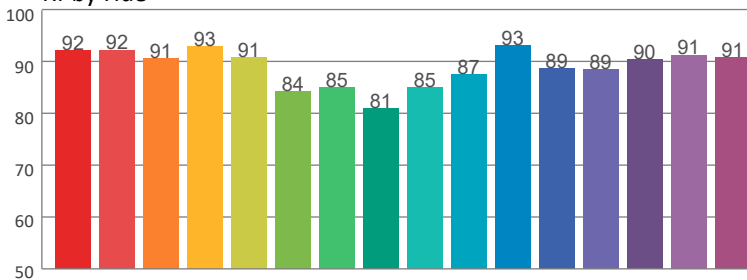
Color Vector Graphic



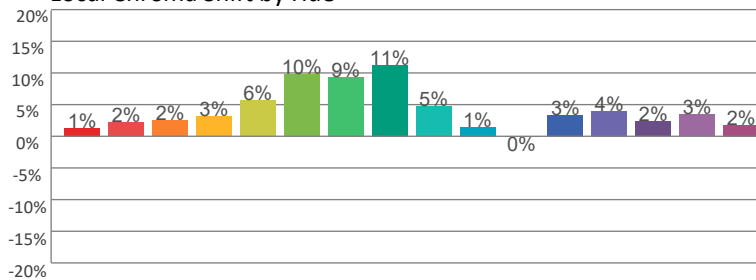
Color Distortion Graphic



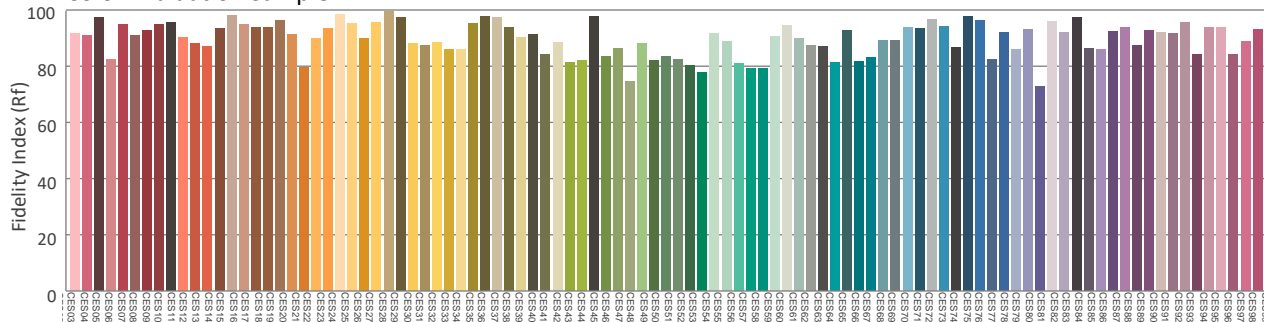
R_f by Hue



Local Chroma Shift by Hue



Color Evaluation Sample



Photometric & Chromaticity Report

Well Batten 14: Standard Optics - 3200K-AC

Report Summary

Measurements

Fixture Output: 3935 lm
Fixture Peak: 26293 cd
Fixture Efficacy: 47 lm/W
Intensity @ 5m: 1051 lux
Color Temperature: 2770 K
CRI: 90.0 CRI R9 Value: 90.7
CQS: 89.4
TLCI: 73
TM-30 Rf: 89.6
TM-30 Rg: 108.4
Beam Angle (50%): 16.2°
Field Angle (10%): 34.2°
Cutoff Angle (3%): 61.8°

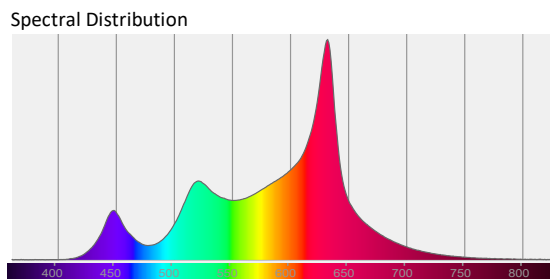
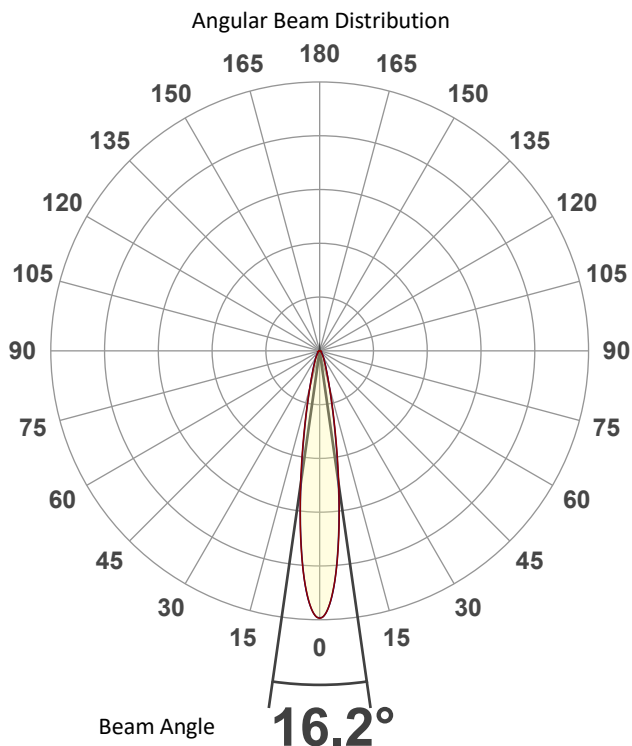


Conditions

AC Supply: 119 V, 60 Hz
Power: 84.47 W
Current: 0.712 A
Power Factor: 1.0

This data sheet conforms to American National Standard E1.9 – 2007 (R2017). All data was measured and calculated by a Viso Systems LabSpion Goniometer at the Chauvet PD Optics Laboratory in Davie, FL on 1/8/2025 to LM-63-2002 Standards.

Overall Measurement



Tested Color (CIE 1931):
X: 0.451
Y: 0.402

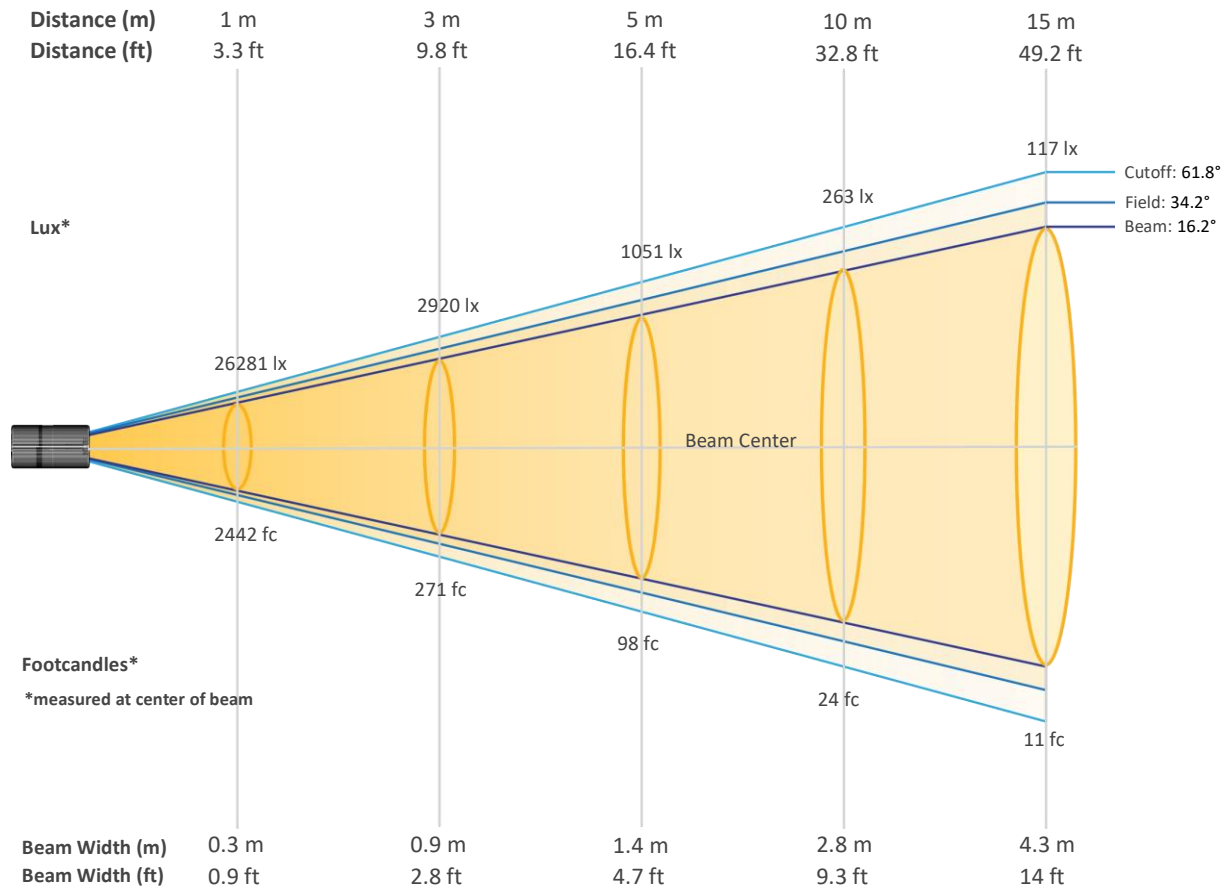
Light Quality
CRI: 90.0

Color Temperature
2770 K

Photometric & Chromaticity Report

Well Batten 14: Standard Optics - 3200K-AC

Beam Details

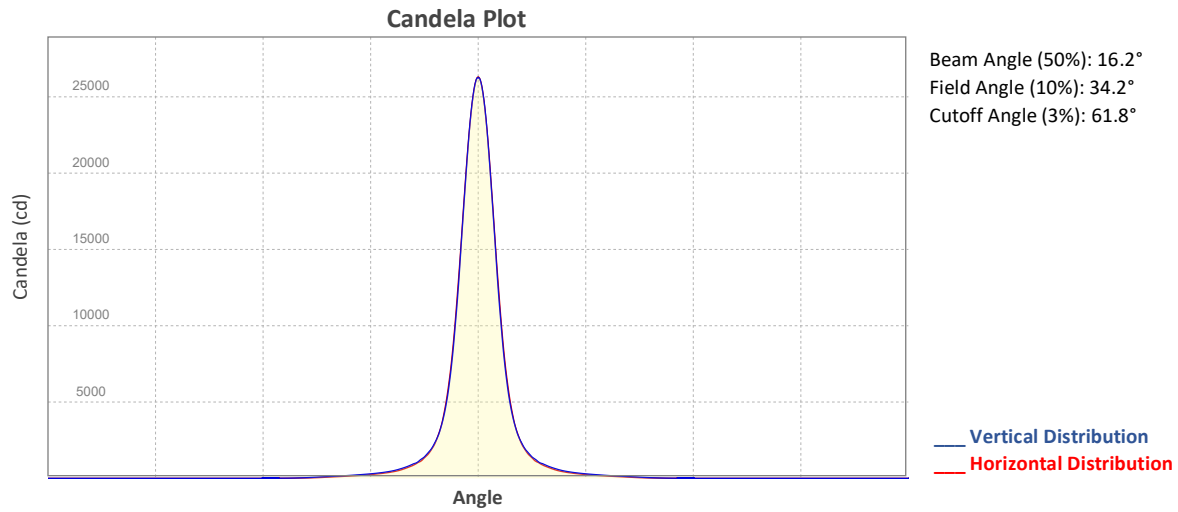


Beam Intensities from 1-20m (3.3-65.6ft)

Distance	1m	2m	3m	4m	5m	6m	7m	8m	9m	10m
Lux	26281	6570	2920	1643	1051	730	536	411	324	263
Distance	11m	12m	13m	14m	15m	16m	17m	18m	19m	20m
Lux	217	183	156	134	117	103	91	81	73	66
Distance	3.3ft	6.6ft	9.8ft	13.1ft	16.4ft	19.7ft	23ft	26.2ft	29.5ft	32.8ft
FC	2442	610	271	153	98	68	50	38	30	24
Distance	36.1ft	39.4ft	42.7ft	45.9ft	49.2ft	52.5ft	55.8ft	59.1ft	62.3ft	65.6ft
FC	20	17	14	12	11	10	8	8	7	6

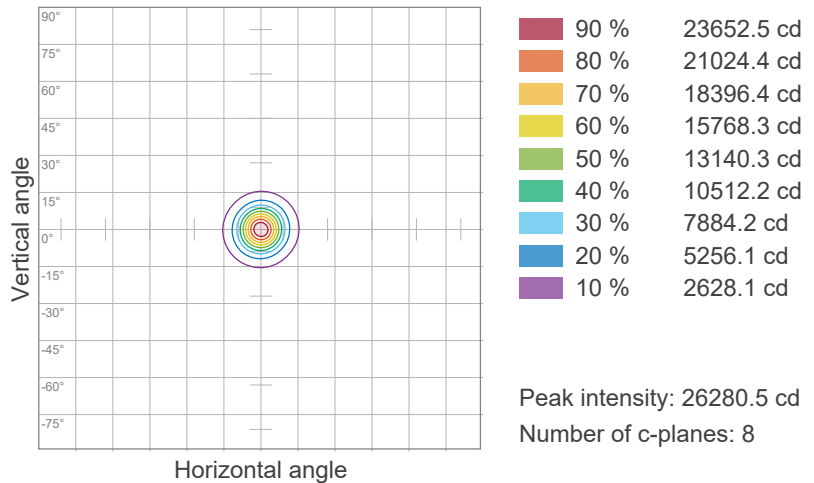
Photometric & Chromaticity Report

Well Batten 14: Standard Optics - 3200K-AC

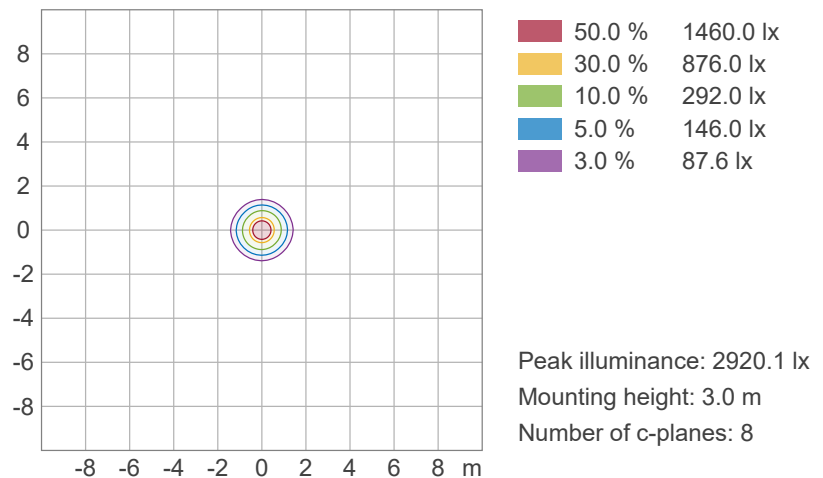


ISO Diagrams

ISO Candela Diagram



ISO Lux Diagram

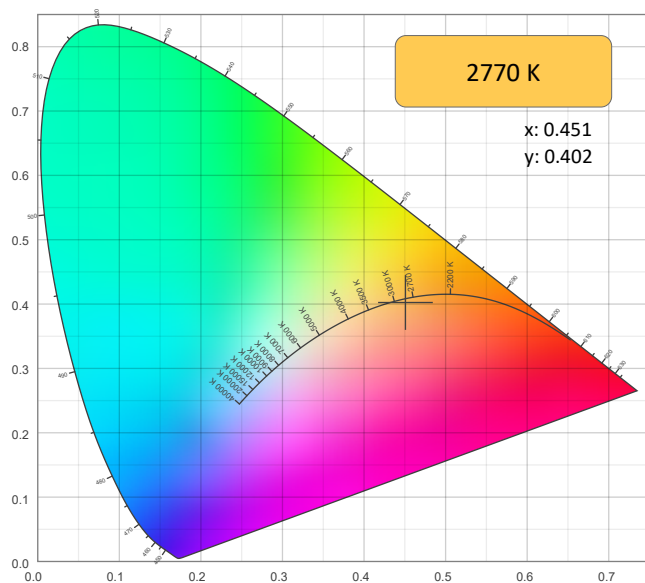


Photometric & Chromaticity Report

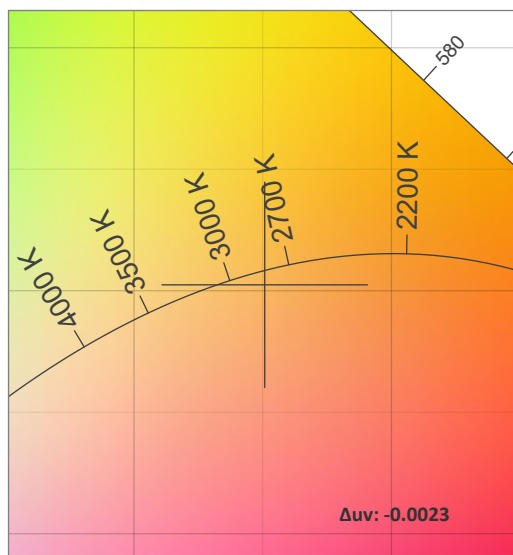
Well Batten 14: Standard Optics - 3200K-AC

Chromaticity

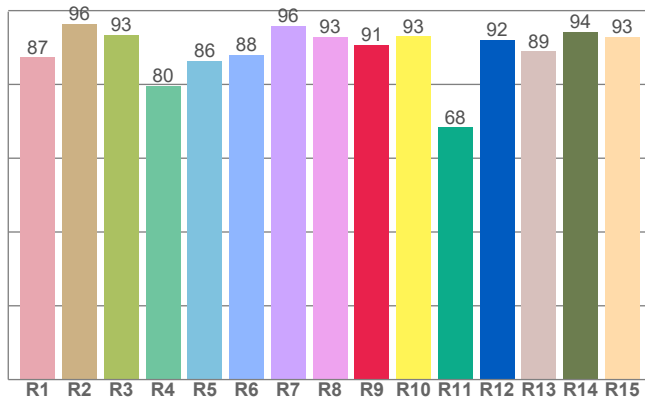
CIE 1931



CIE 1931 - Zoom



CRI: 90.0 (R1-R8)

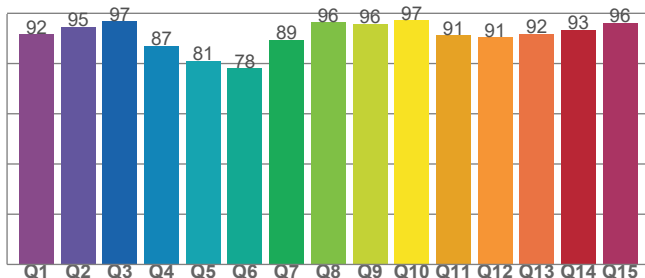


Color Parameters

Color Temperature	Color Coordinate CIE 1931	Color Coordinate CIE 1931
CCT	x	y
2770 K	0.451	0.402

Color Deviation from Black Body Curve	Color Coordinate CIE 1964	Color Coordinate CIE 1964
Δuv	y	u
-0.0023	0.402	0.260

CQS: 89.4



Color Rendering Index	Red Component	Color Quality Scale
CRI	CRI - R9	CQS
90.0	90.7	89.4

Television Lighting Consistency Index	Color Fidelity	Color Gamut
TLCI	TM30 - Rf	TM30 Rg
73	89.6	108.4

Photometric & Chromaticity Report

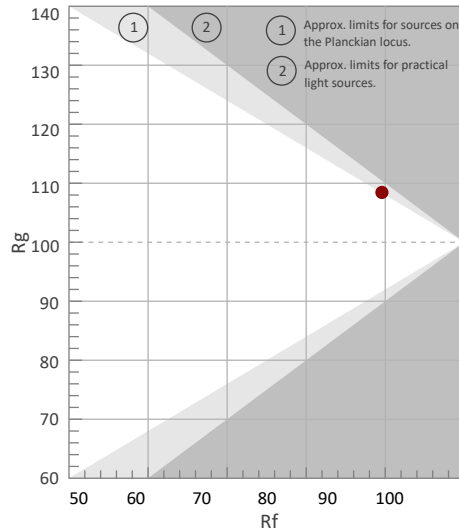
Well Batten 14: Standard Optics - 3200K-AC

TM-30 Details

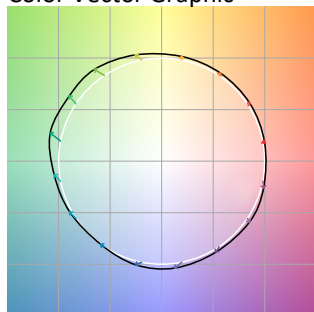
Rf 89.6
Fidelity Index
(Rg)

Rg 108.4
Gammut Index (Rg)

Graphic shifts (%)			
Hue Bin	R _f	Chroma	Hue
1	92	1%	-2%
2	92	2%	-1%
3	91	3%	0%
4	93	3%	1%
5	91	6%	5%
6	84	10%	5%
7	85	10%	-3%
8	81	11%	-6%
9	85	5%	-8%
10	87	1%	-8%
11	93	0%	-4%
12	89	4%	-5%
13	89	4%	-8%
14	90	3%	-5%
15	91	4%	-2%
16	91	2%	-6%



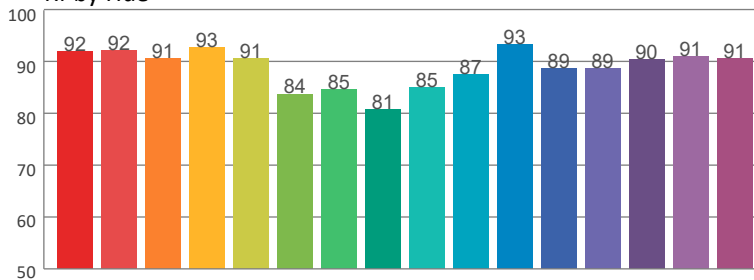
Color Vector Graphic



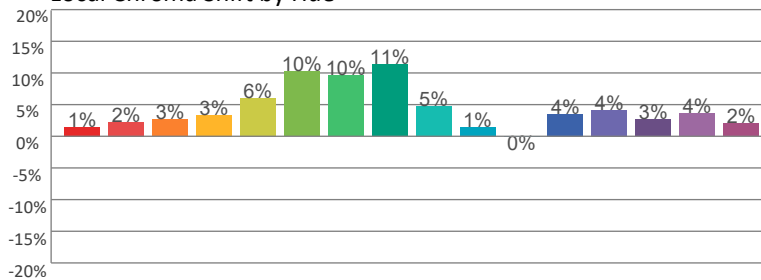
Color Distortion Graphic



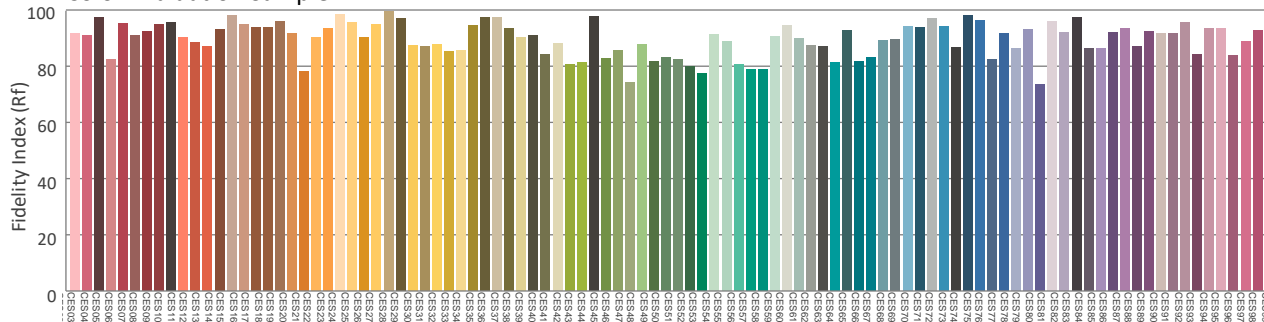
Rf by Hue



Local Chroma Shift by Hue



Color Evaluation Sample



Photometric & Chromaticity Report

Well Batten 14: Standard Optics - 4000K-5hrs

Report Summary

Measurements

Fixture Output: 2358 lm
Fixture Peak: 15809 cd
Fixture Efficacy: n/a lm/W
Intensity @ 5m: 632 lux
Color Temperature: 3985 K
CRI: 90.5 CRI R9 Value: 85.8
CQS: 93.1
TLCI: 78
TM-30 Rf: 91.0
TM-30 Rg: 108.1
Beam Angle (50%): 16.1°
Field Angle (10%): 34.1°
Cutoff Angle (3%): 61.7°

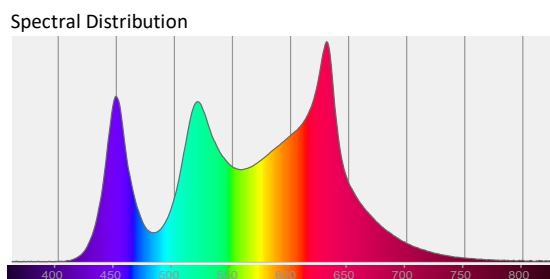
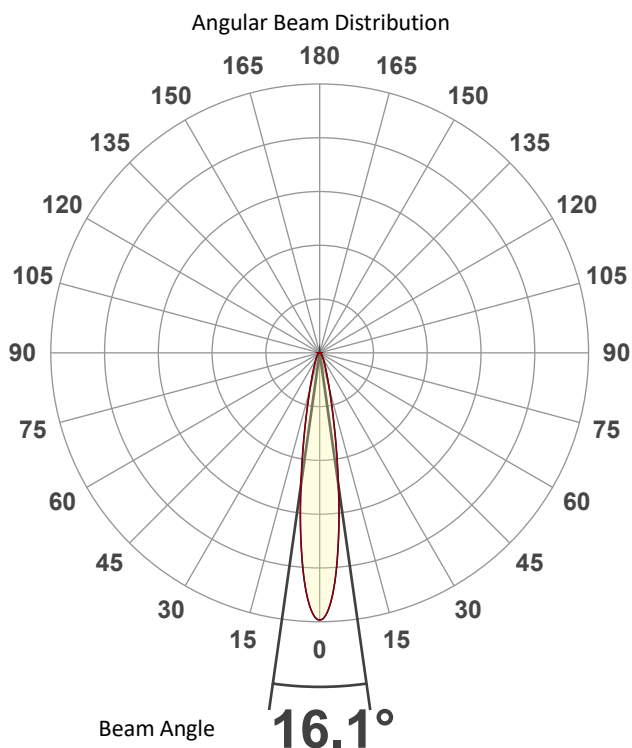


Conditions

AC Supply: 120 V, 60 Hz
Power: 0.0 W
Current: 0.000 A
Power Factor: n/a

This data sheet conforms to American National Standard E1.9 – 2007 (R2017). All data was measured and calculated by a Viso Systems LabSpion Goniometer at the Chauvet PD Optics Laboratory in Davie, FL on 1/8/2025 to LM-63-2002 Standards.

Overall Measurement



Tested Color (CIE 1931):

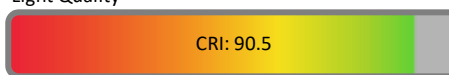
X: 0.379

Y: 0.370



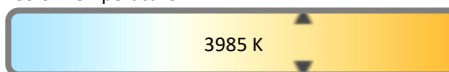
Light Quality

CRI: 90.5



Color Temperature

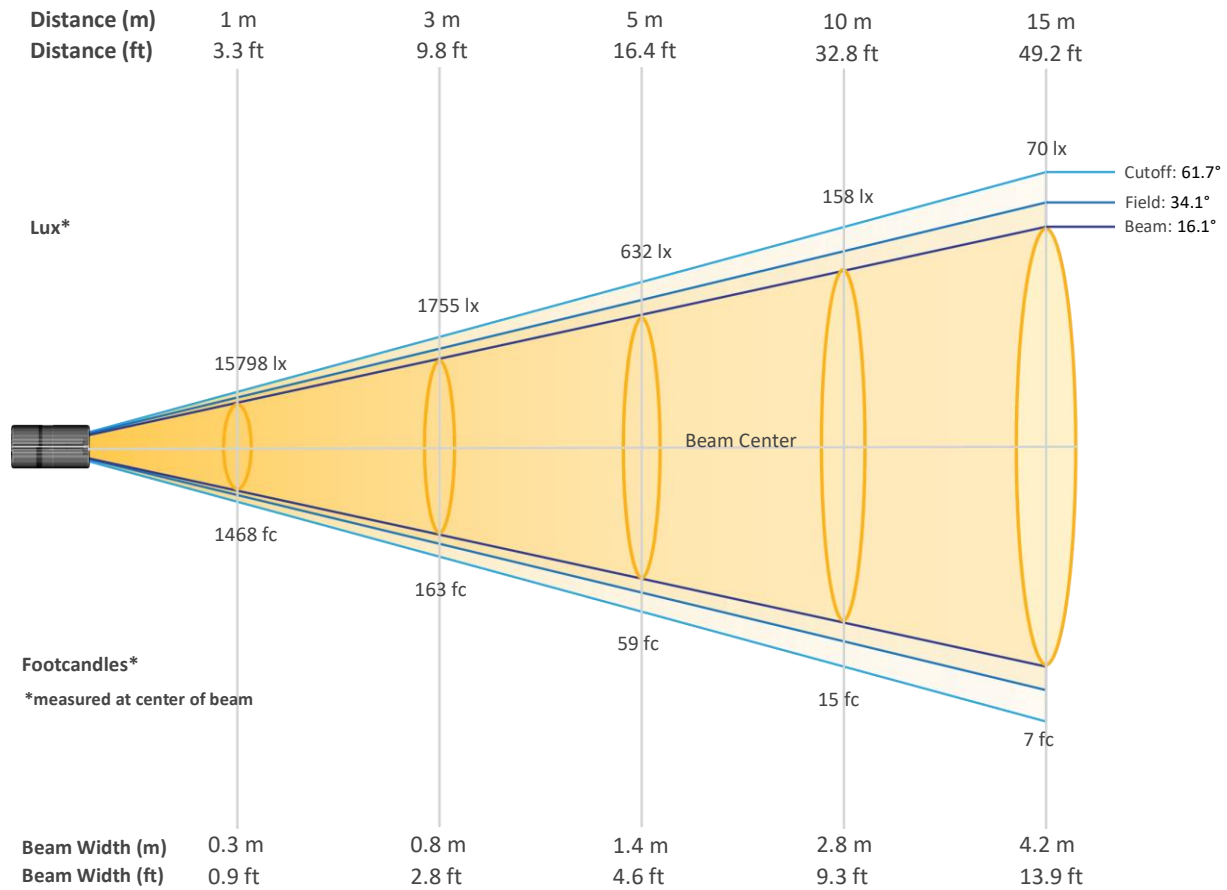
3985 K



Photometric & Chromaticity Report

Well Batten 14: Standard Optics - 4000K-5hrs

Beam Details

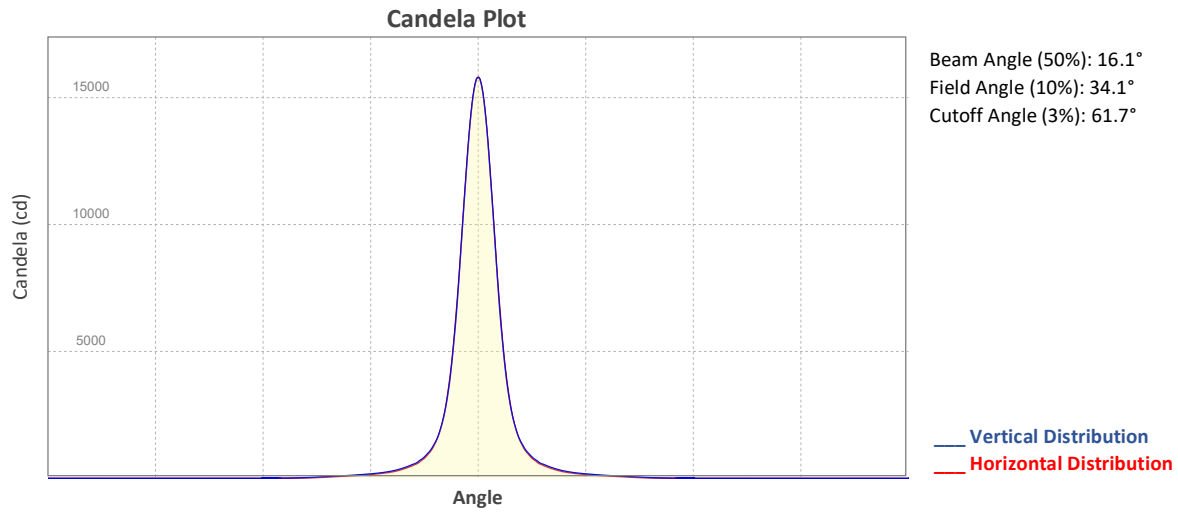


Beam Intensities from 1-20m (3.3-65.6ft)

Distance	1m	2m	3m	4m	5m	6m	7m	8m	9m	10m
Lux	15798	3949	1755	987	632	439	322	247	195	158
Distance	11m	12m	13m	14m	15m	16m	17m	18m	19m	20m
Lux	131	110	93	81	70	62	55	49	44	39
Distance	3.3ft	6.6ft	9.8ft	13.1ft	16.4ft	19.7ft	23ft	26.2ft	29.5ft	32.8ft
FC	1468	367	163	92	59	41	30	23	18	15
Distance	36.1ft	39.4ft	42.7ft	45.9ft	49.2ft	52.5ft	55.8ft	59.1ft	62.3ft	65.6ft
FC	12	10	9	7	7	6	5	5	4	4

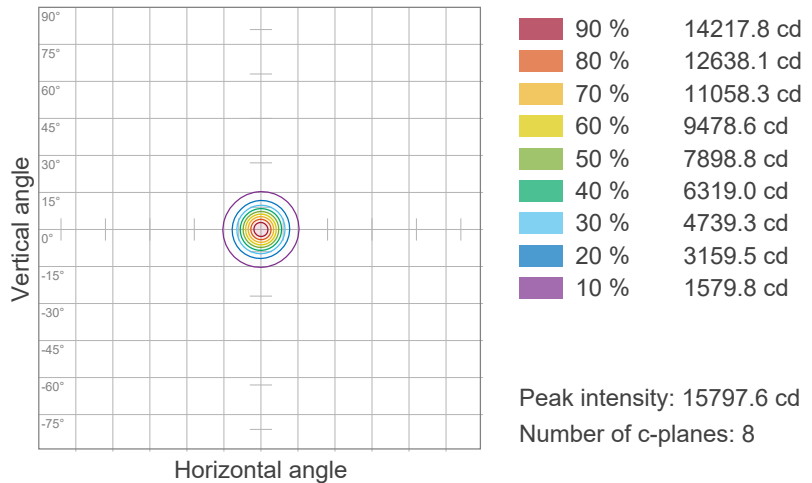
Photometric & Chromaticity Report

Well Batten 14: Standard Optics - 4000K-5hrs

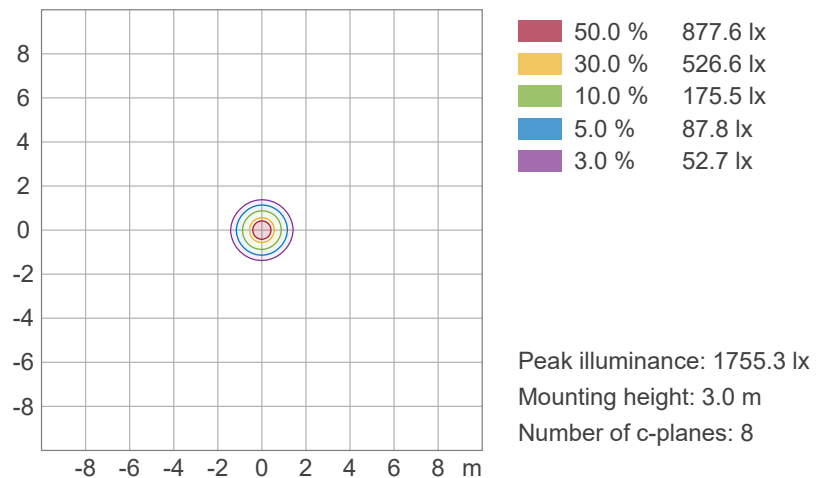


ISO Diagrams

ISO Candela Diagram



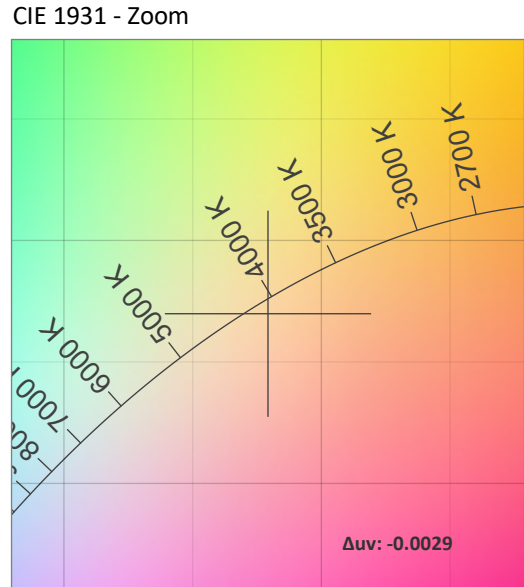
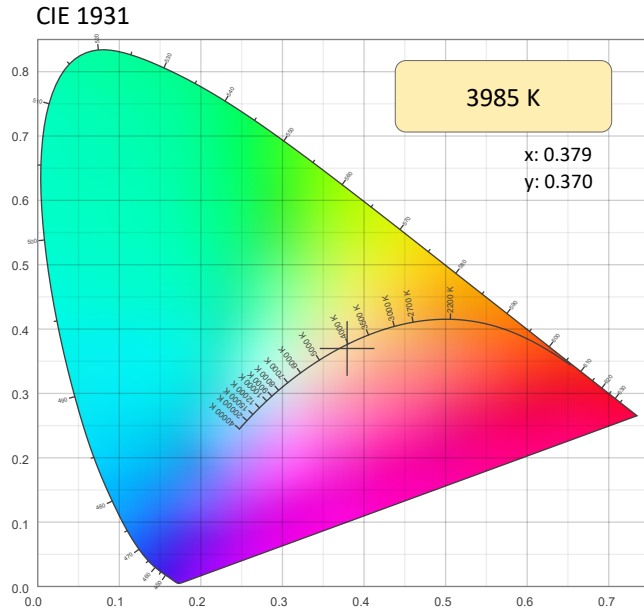
ISO Lux Diagram



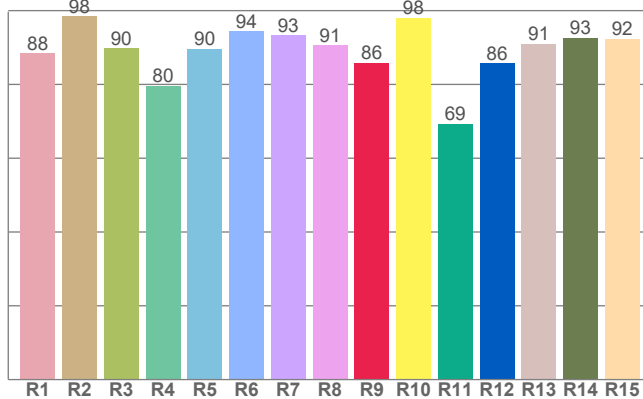
Photometric & Chromaticity Report

Well Batten 14: Standard Optics - 4000K-5hrs

Chromaticity



CRI: 90.5 (R1-R8)

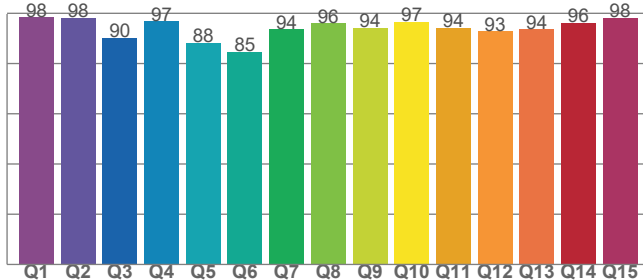


Color Parameters

Color Temperature	Color Coordinate CIE 1931	Color Coordinate CIE 1931
CCT	x	y
3985 K	0.379	0.370

Color Deviation from Black Body Curve	Color Coordinate CIE 1964	Color Coordinate CIE 1964
Δuv	y	u
-0.0029	0.370	0.227

CQS: 93.1



Color Rendering Index	Red Component	Color Quality Scale
CRI	CRI - R9	CQS
90.5	85.8	93.1

Television Lighting Consistency Index	Color Fidelity	Color Gamut
TLCI	TM30 - Rf	TM30 Rg
78	91.0	108.1

Photometric & Chromaticity Report

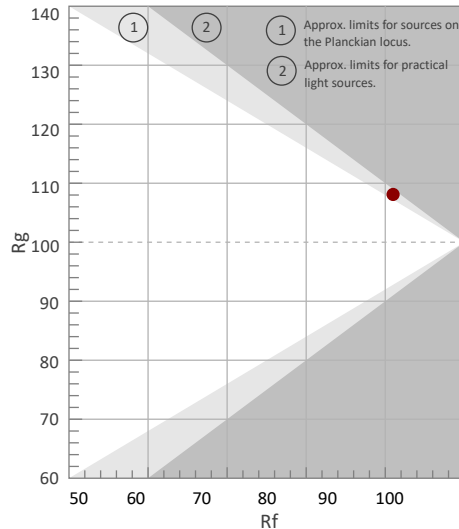
Well Batten 14: Standard Optics - 4000K-5hrs

TM-30 Details

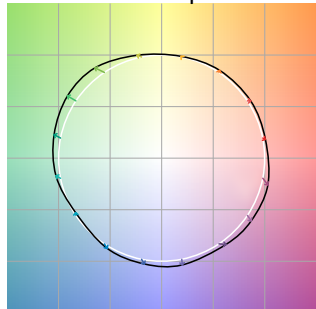
Rf 91.0
Fidelity Index
(Rg)

Rg 108.1
Gammut Index (Rg)

Graphic shifts (%)			
Hue Bin	R _f	Chroma	Hue
1	93	2%	-2%
2	93	3%	-2%
3	93	2%	1%
4	96	1%	1%
5	90	3%	4%
6	86	9%	5%
7	86	9%	1%
8	87	7%	-2%
9	92	4%	-3%
10	94	-1%	-2%
11	91	2%	5%
12	89	4%	4%
13	92	5%	-1%
14	91	4%	5%
15	90	6%	-2%
16	87	6%	-5%



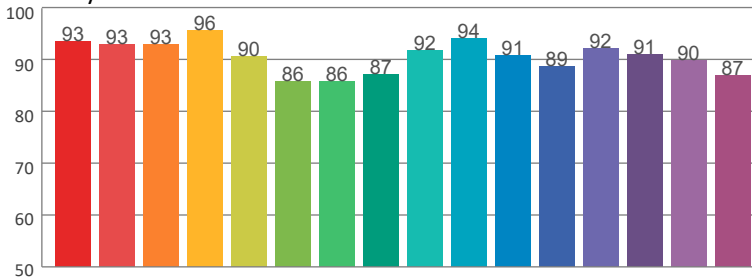
Color Vector Graphic



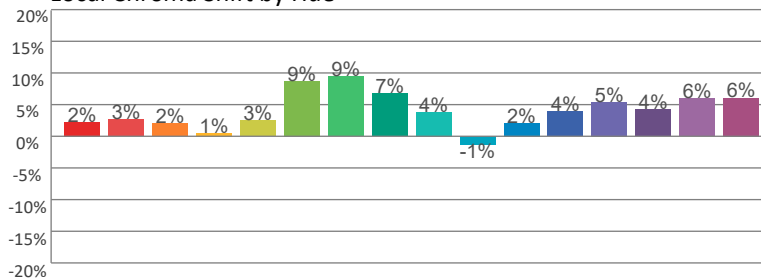
Color Distortion Graphic



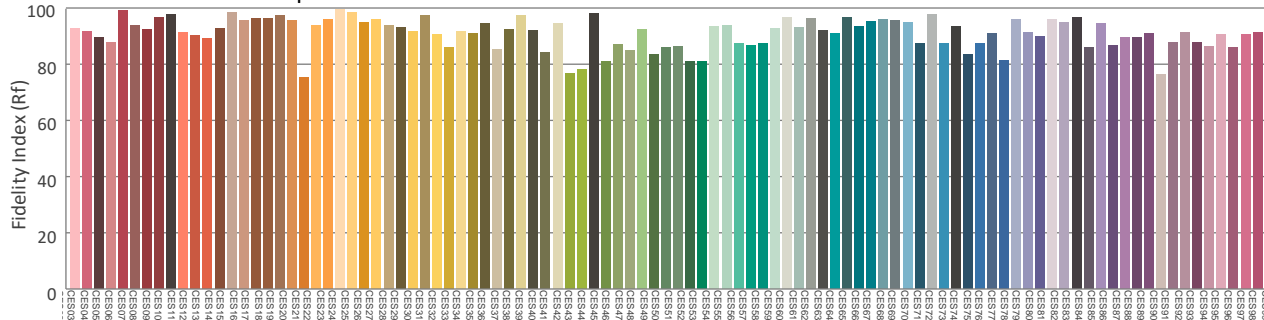
Rf by Hue



Local Chroma Shift by Hue



Color Evaluation Sample



Photometric & Chromaticity Report

Well Batten 14: Standard Optics - 4000K-AC

Report Summary

Measurements

Fixture Output: 3928 lm
Fixture Peak: 26447 cd
Fixture Efficacy: 46 lm/W
Intensity @ 5m: 1057 lux
Color Temperature: 4548 K
CRI: 90.6 CRI R9 Value: 83.9
CQS: 93.4
TLCI: 81
TM-30 Rf: 90.5
TM-30 Rg: 108.8
Beam Angle (50%): 16.1°
Field Angle (10%): 34°
Cutoff Angle (3%): 61.6°

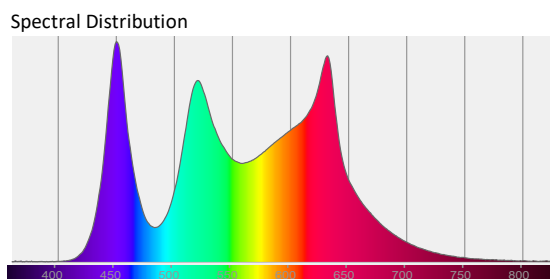
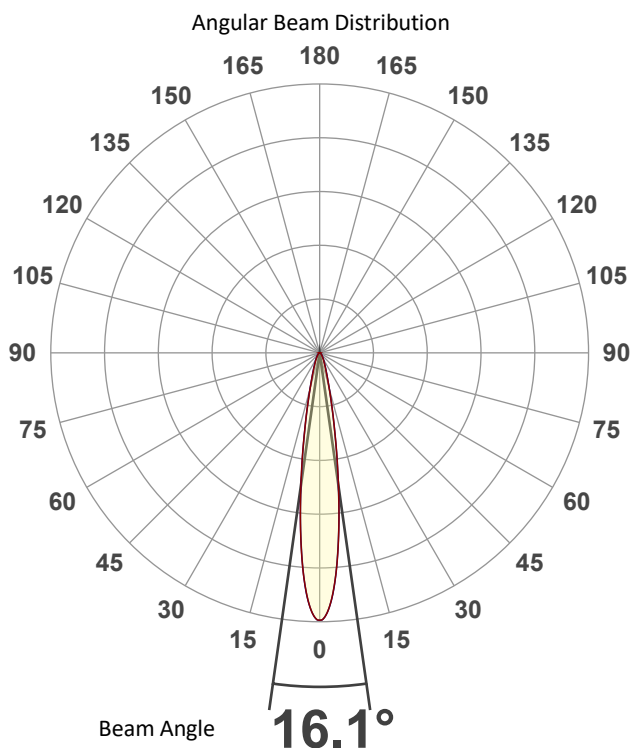


Conditions

AC Supply: 119 V, 60 Hz
Power: 84.89 W
Current: 0.714 A
Power Factor: 1.0

This data sheet conforms to American National Standard E1.9 – 2007 (R2017). All data was measured and calculated by a Viso Systems LabSpion Goniometer at the Chauvet PD Optics Laboratory in Davie, FL on 1/8/2025 to LM-63-2002 Standards.


Overall Measurement



Tested Color (CIE 1931):

X: 0.358

Y: 0.354



Light Quality

CRI: 90.6

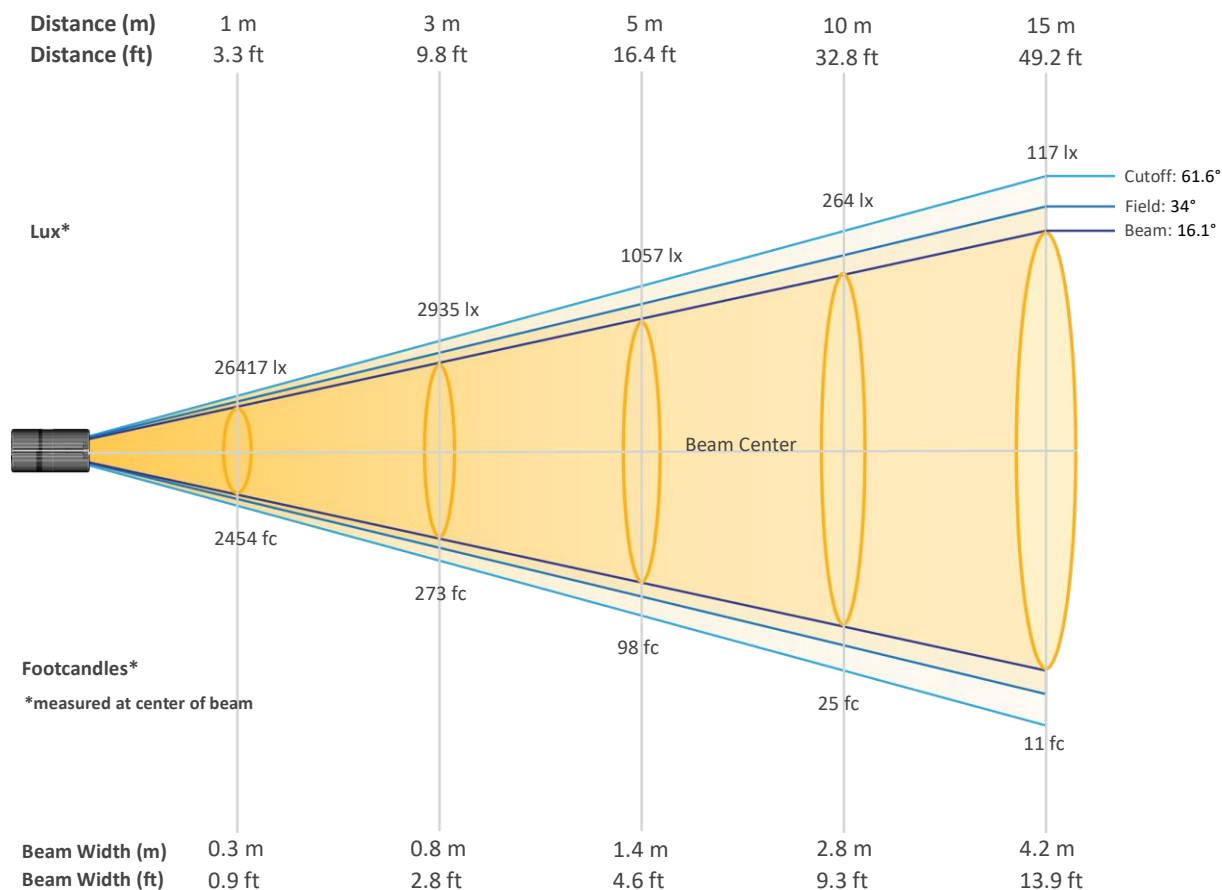
Color Temperature

4548 K

Photometric & Chromaticity Report

Well Batten 14: Standard Optics - 4000K-AC

Beam Details

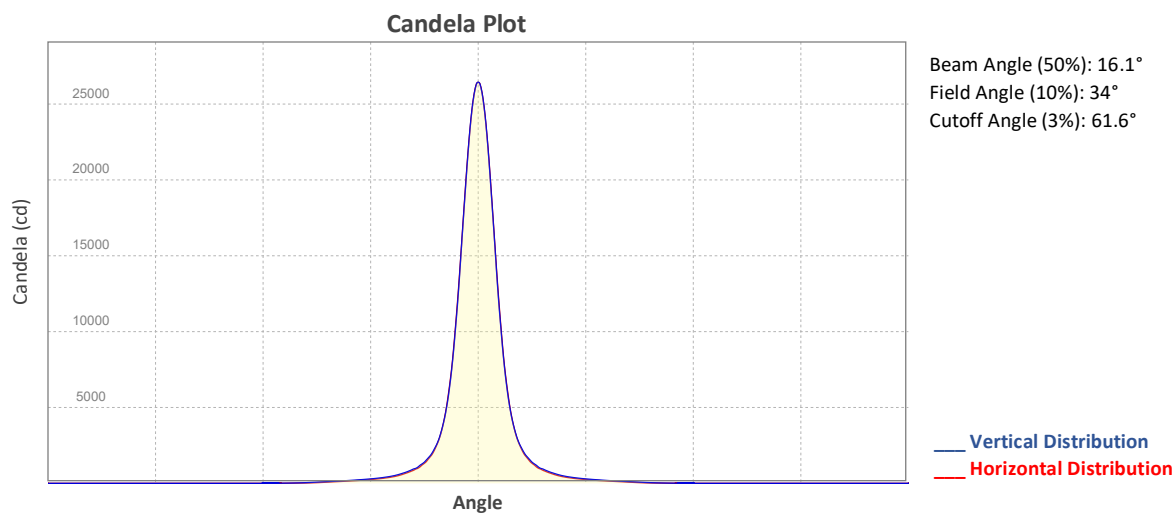


Beam Intensities from 1-20m (3.3-65.6ft)

Distance	1m	2m	3m	4m	5m	6m	7m	8m	9m	10m
Lux	26417	6604	2935	1651	1057	734	539	413	326	264
Distance	11m	12m	13m	14m	15m	16m	17m	18m	19m	20m
Lux	218	183	156	135	117	103	91	82	73	66
Distance	3.3ft	6.6ft	9.8ft	13.1ft	16.4ft	19.7ft	23ft	26.2ft	29.5ft	32.8ft
FC	2454	614	273	153	98	68	50	38	30	25
Distance	36.1ft	39.4ft	42.7ft	45.9ft	49.2ft	52.5ft	55.8ft	59.1ft	62.3ft	65.6ft
FC	20	17	15	13	11	10	8	8	7	6

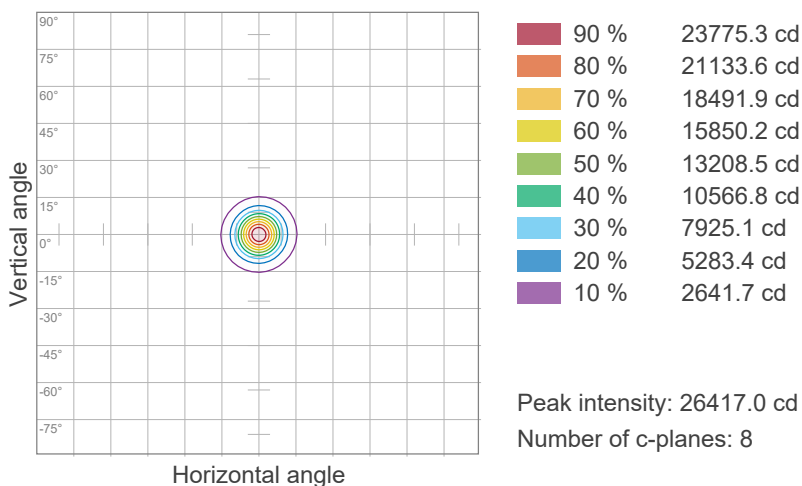
Photometric & Chromaticity Report

Well Batten 14: Standard Optics - 4000K-AC

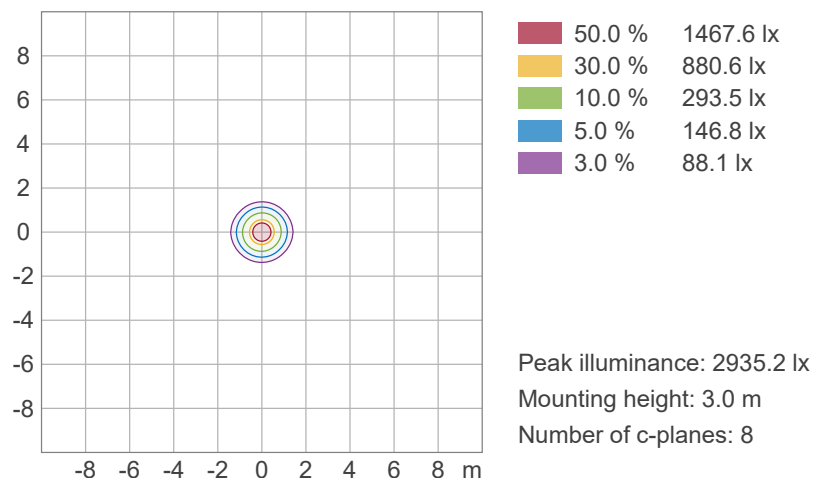


ISO Diagrams

ISO Candela Diagram



ISO Lux Diagram

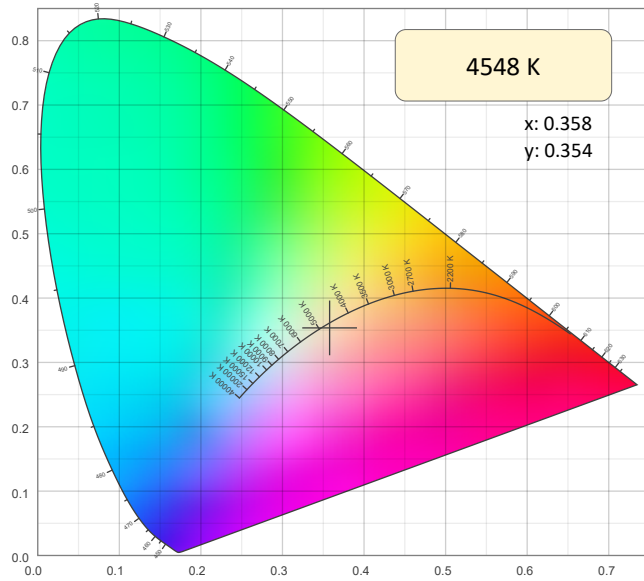


Photometric & Chromaticity Report

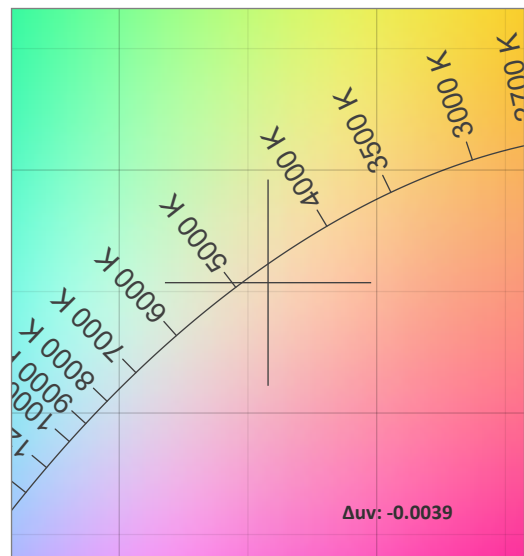
Well Batten 14: Standard Optics - 4000K-AC

Chromaticity

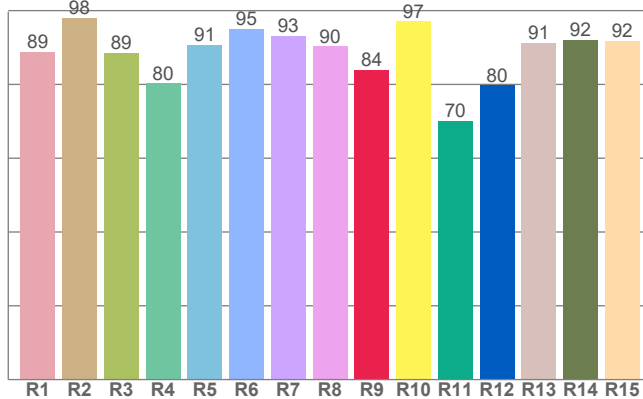
CIE 1931



CIE 1931 - Zoom



CRI: 90.6 (R1-R8)

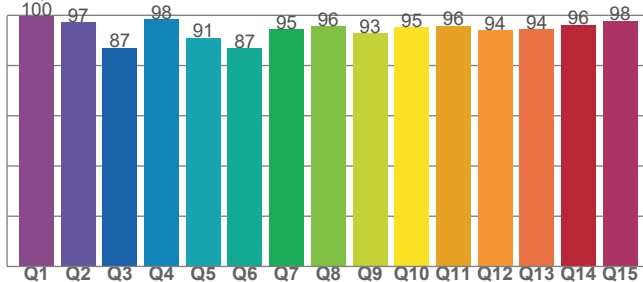


Color Parameters

Color Temperature	Color Coordinate CIE 1931	Color Coordinate CIE 1931
CCT	x	y
4548 K	0.358	0.354

Color Deviation from Black Body Curve	Color Coordinate CIE 1964	Color Coordinate CIE 1964
Δuv	y	u
-0.0039	0.354	0.219

CQS: 93.4



Color Rendering Index	Red Component	Color Quality Scale
CRI	CRI - R9	CQS
90.6	83.9	93.4

Television Lighting Consistency Index	Color Fidelity	Color Gamut
TLCI	TM30 - Rf	TM30 Rg
81	90.5	108.8

Photometric & Chromaticity Report

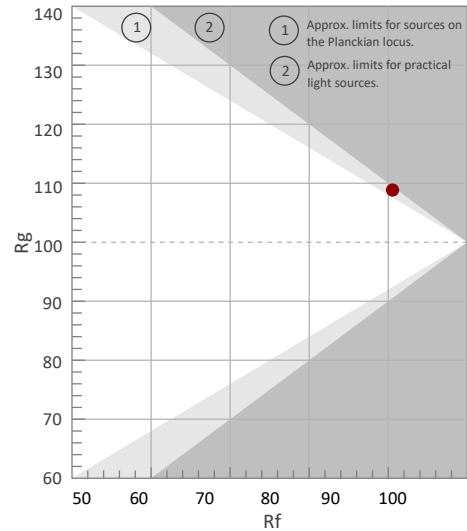
Well Batten 14: Standard Optics - 4000K-AC

TM-30 Details

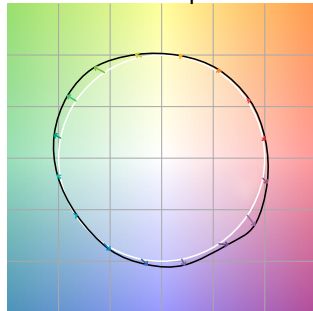
Rf 90.5
Fidelity Index
(Rg)

Rg 108.8
Gammut Index (Rg)

Graphic shifts (%)			
Hue Bin	R _f	Chroma	Hue
1	93	2%	-2%
2	94	2%	-1%
3	94	2%	2%
4	95	1%	2%
5	89	3%	5%
6	85	9%	5%
7	86	10%	0%
8	87	7%	-2%
9	92	2%	-3%
10	96	-1%	0%
11	87	2%	8%
12	87	4%	6%
13	93	6%	2%
14	86	5%	7%
15	86	11%	-4%
16	89	5%	-3%



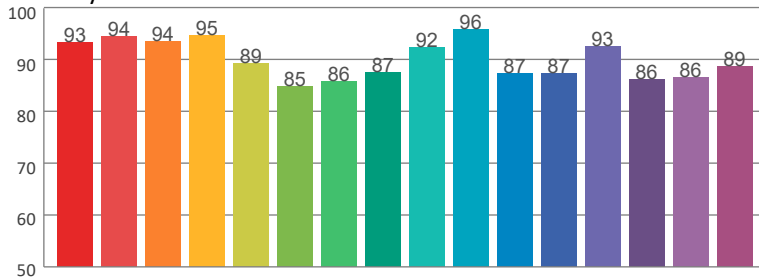
Color Vector Graphic



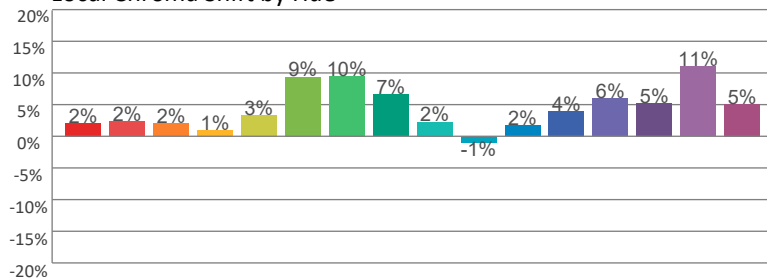
Color Distortion Graphic



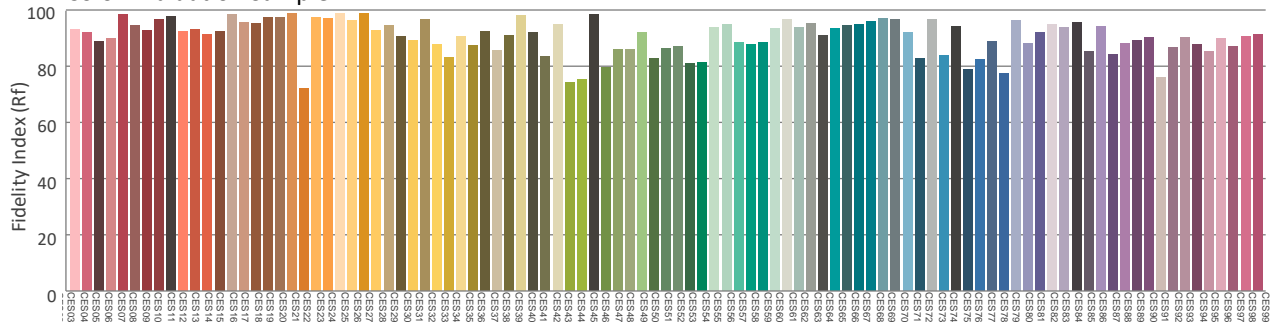
Rf by Hue



Local Chroma Shift by Hue



Color Evaluation Sample



Photometric & Chromaticity Report

Well Batten 14: Standard Optics - 5600K-5hrs

Report Summary

Measurements

Fixture Output: 2267 lm
Fixture Peak: 15407 cd
Fixture Efficacy: n/a lm/W
Intensity @ 5m: 616 lux
Color Temperature: 6755 K
CRI: 89.9 CRI R9 Value: 86.9
CQS: 92.5
TLCI: 86
TM-30 Rf: 89.0
TM-30 Rg: 108.1
Beam Angle (50%): 16.1°
Field Angle (10%): 33.9°
Cutoff Angle (3%): 61.4°

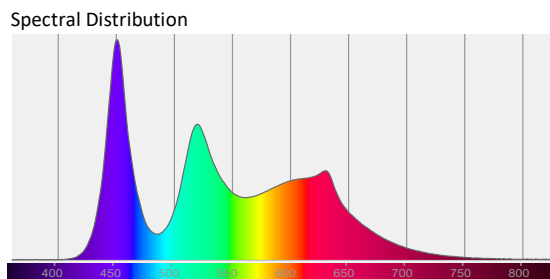
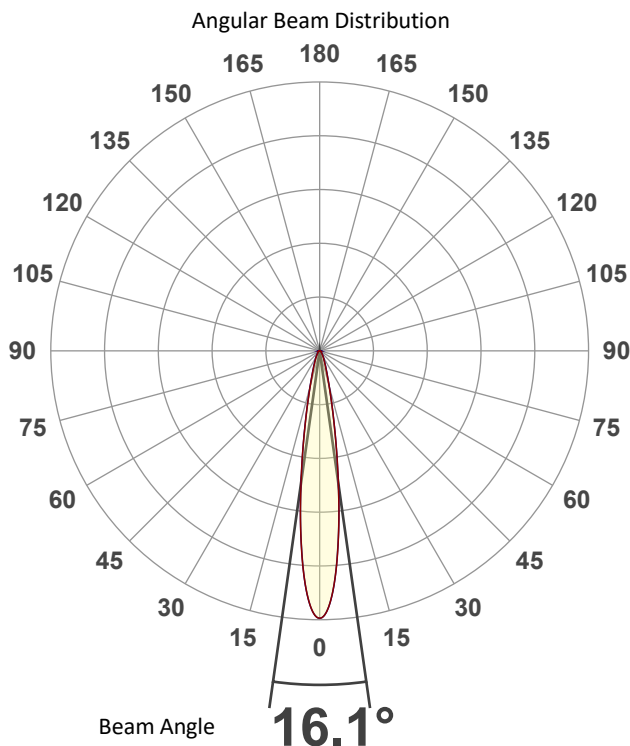


Conditions

AC Supply: 120 V, 60 Hz
Power: 0.0 W
Current: 0.000 A
Power Factor: n/a

This data sheet conforms to American National Standard E1.9 – 2007 (R2017). All data was measured and calculated by a Viso Systems LabSpion Goniometer at the Chauvet PD Optics Laboratory in Davie, FL on 1/8/2025 to LM-63-2002 Standards.

Overall Measurement



Tested Color (CIE 1931):
X: 0.311
Y: 0.316

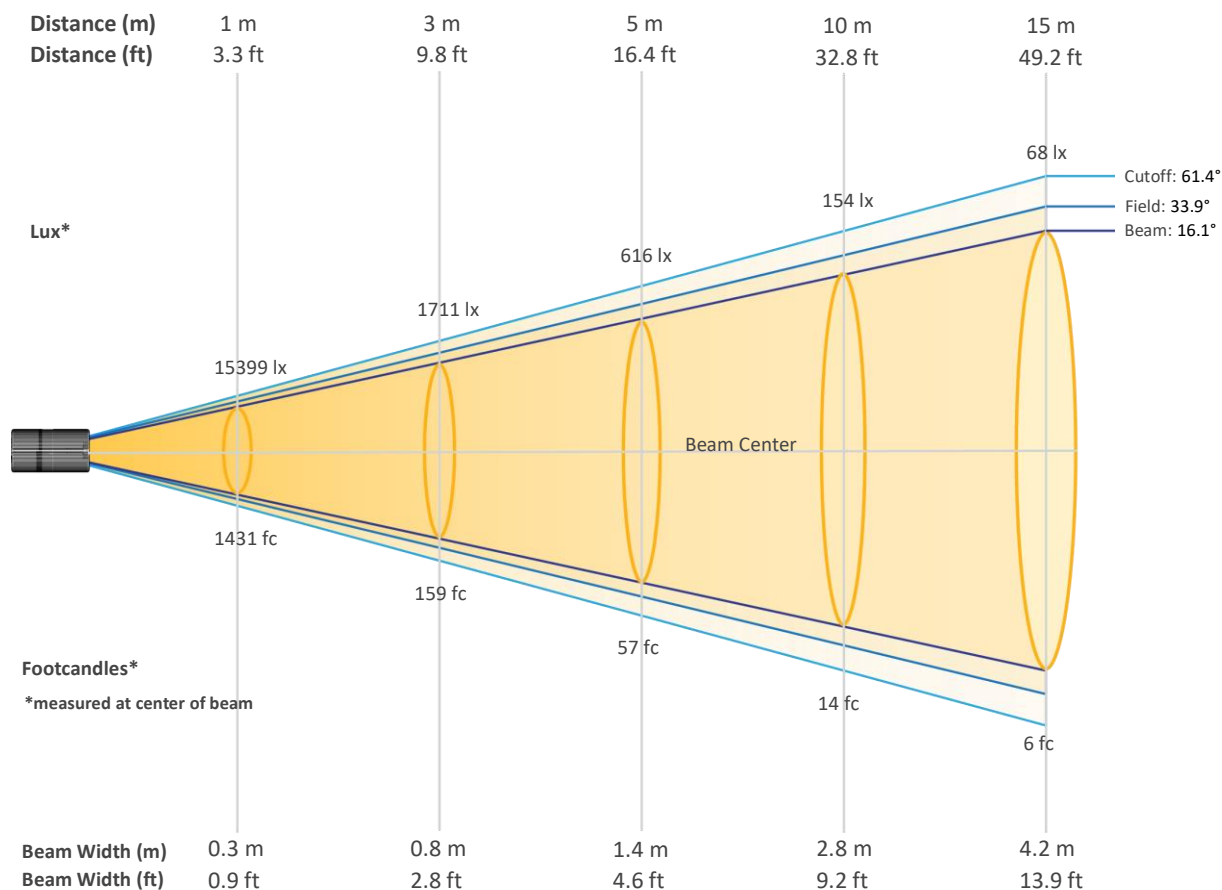
Light Quality
CRI: 89.9

Color Temperature
6755 K

Photometric & Chromaticity Report

Well Batten 14: Standard Optics - 5600K-5hrs

Beam Details

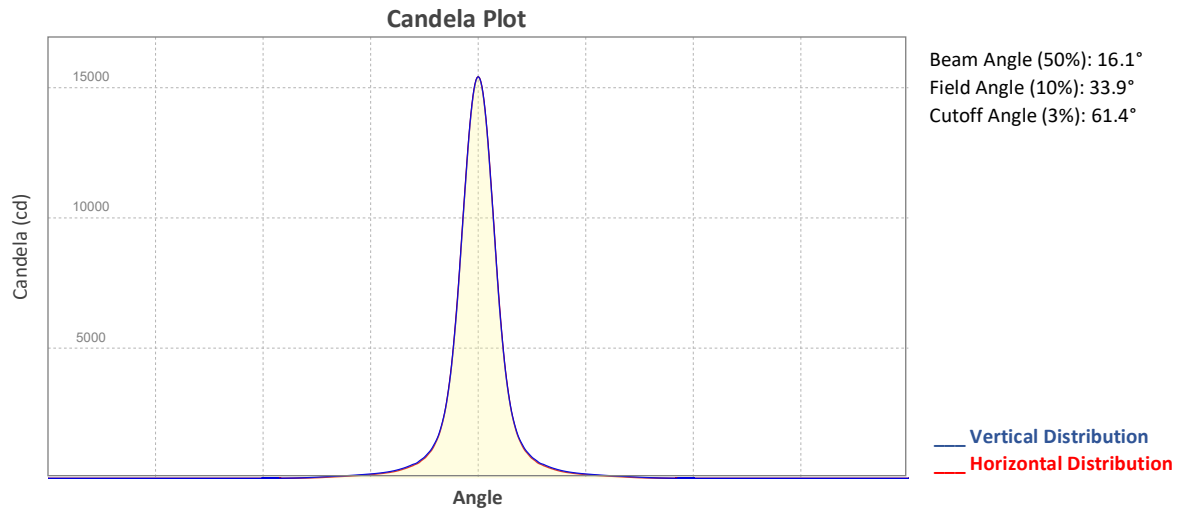


Beam Intensities from 1-20m (3.3-65.6ft)

Distance	1m	2m	3m	4m	5m	6m	7m	8m	9m	10m
Lux	15399	3850	1711	962	616	428	314	241	190	154
Distance	11m	12m	13m	14m	15m	16m	17m	18m	19m	20m
Lux	127	107	91	79	68	60	53	48	43	38
Distance	3.3ft	6.6ft	9.8ft	13.1ft	16.4ft	19.7ft	23ft	26.2ft	29.5ft	32.8ft
FC	1431	358	159	89	57	40	29	22	18	14
Distance	36.1ft	39.4ft	42.7ft	45.9ft	49.2ft	52.5ft	55.8ft	59.1ft	62.3ft	65.6ft
FC	12	10	8	7	6	6	5	4	4	4

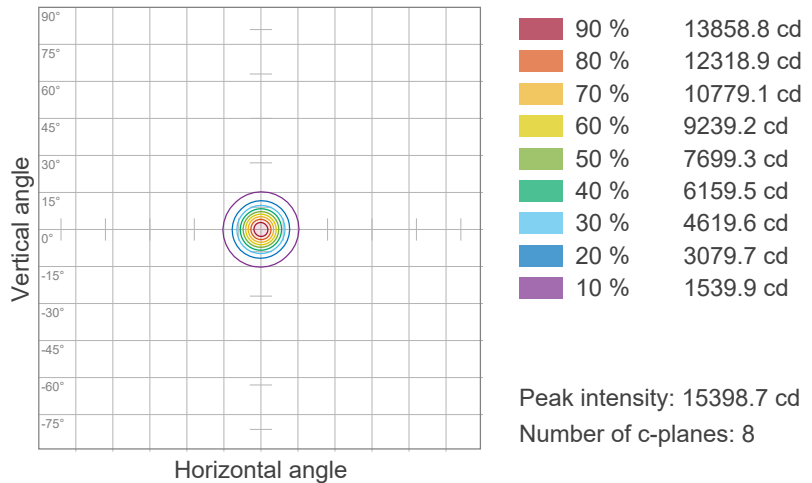
Photometric & Chromaticity Report

Well Batten 14: Standard Optics - 5600K-5hrs

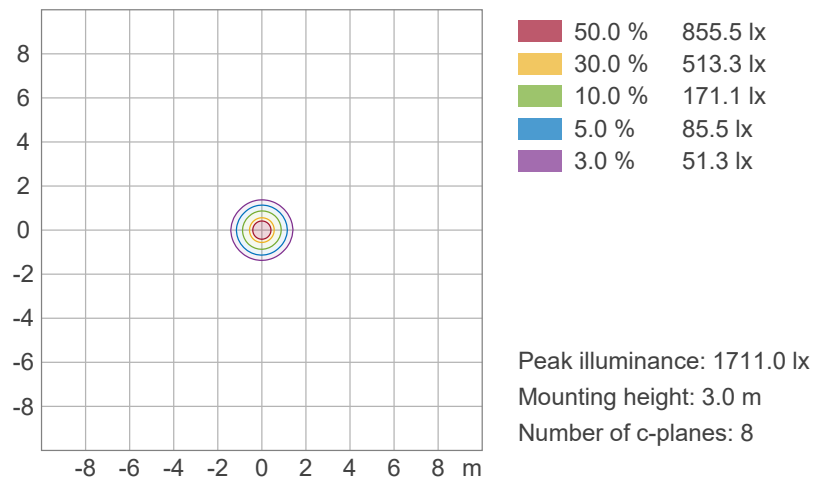


ISO Diagrams

ISO Candela Diagram



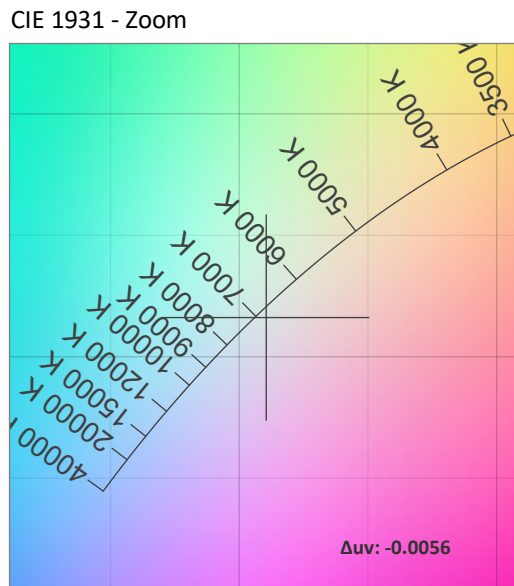
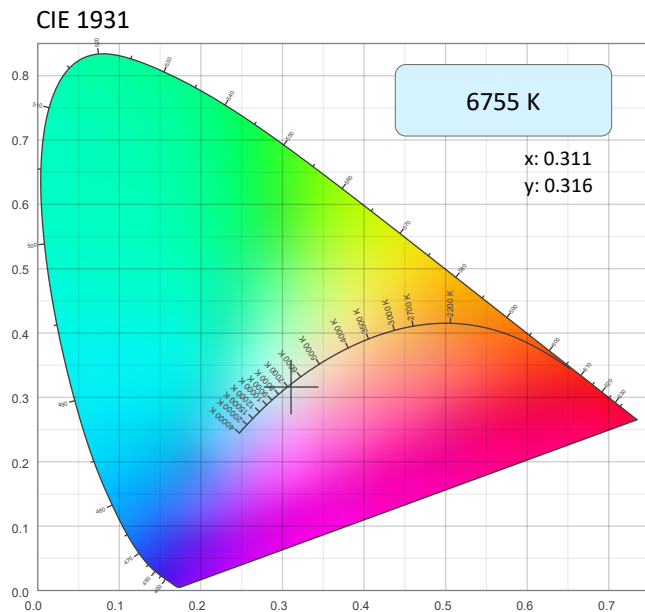
ISO Lux Diagram



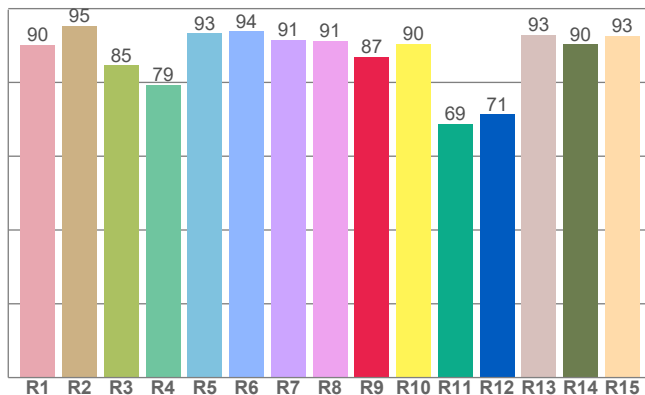
Photometric & Chromaticity Report

Well Batten 14: Standard Optics - 5600K-5hrs

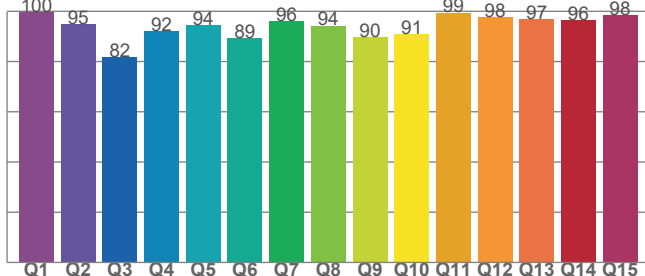
Chromaticity



CRI: 89.9 (R1-R8)



CQS: 92.5



Color Parameters

Color Temperature	Color Coordinate CIE 1931	Color Coordinate CIE 1931
CCT	x	y
6755 K	0.311	0.316

Color Deviation from Black Body Curve	Color Coordinate CIE 1964	Color Coordinate CIE 1964
Δuv	y	u
-0.0056	0.316	0.201

Color Rendering Index	Red Component	Color Quality Scale
CRI	CRI - R9	CQS
89.9	86.9	92.5

Television Lighting Consistency Index	Color Fidelity	Color Gamut
TLCI	TM30 - Rf	TM30 Rg
86	89.0	108.1

Photometric & Chromaticity Report

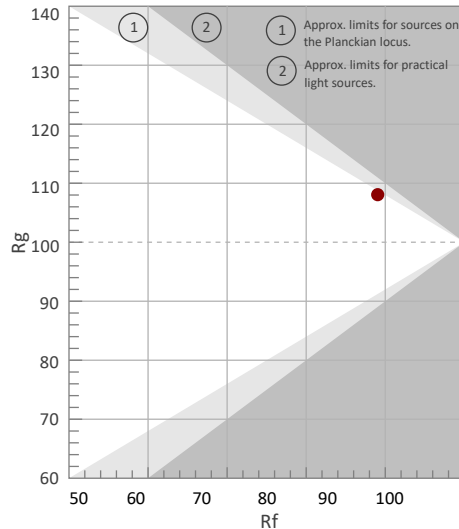
Well Batten 14: Standard Optics - 5600K-5hrs

TM-30 Details

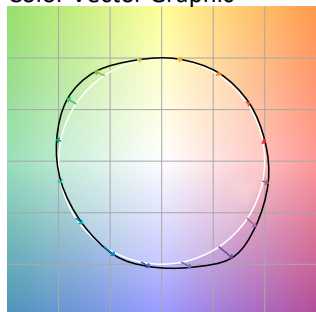
Rf 89.0
Fidelity Index
(Rg)

Rg 108.1
Gammut Index (Rg)

Graphic shifts (%)			
Hue Bin	R _f	Chroma	Hue
1	93	2%	-1%
2	94	2%	0%
3	94	2%	2%
4	93	0%	4%
5	89	1%	4%
6	87	8%	5%
7	86	10%	1%
8	91	4%	-1%
9	93	0%	1%
10	89	-2%	7%
11	78	1%	12%
12	87	3%	8%
13	88	6%	7%
14	80	16%	5%
15	85	11%	-2%
16	90	5%	-1%



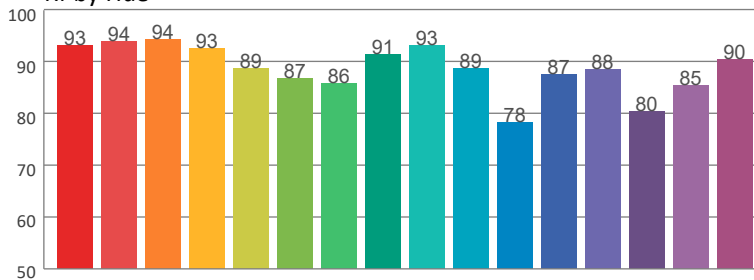
Color Vector Graphic



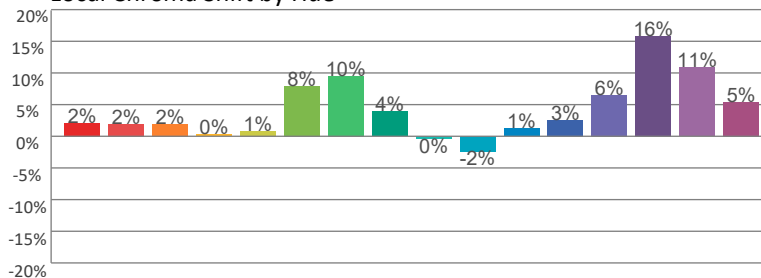
Color Distortion Graphic



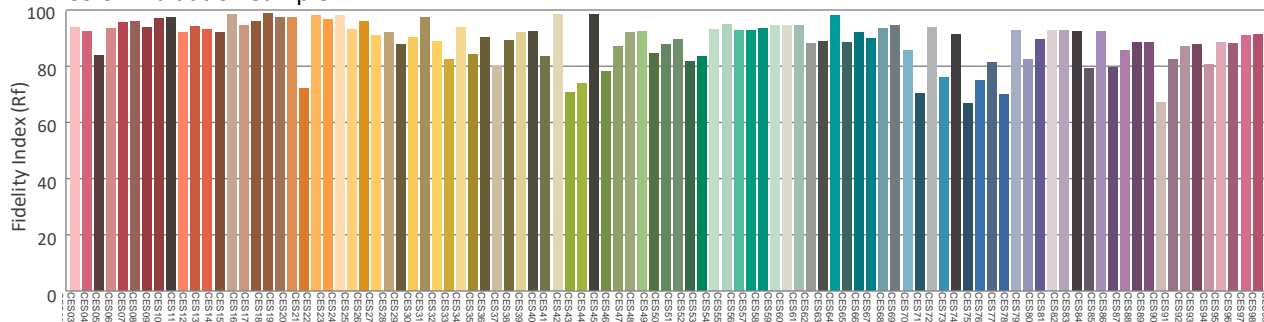
Rf by Hue



Local Chroma Shift by Hue



Color Evaluation Sample



Photometric & Chromaticity Report

Well Batten 14: Standard Optics - 5600K-AC

Report Summary

Measurements

Fixture Output: 3756 lm
Fixture Peak: 25567 cd
Fixture Efficacy: 45 lm/W
Intensity @ 5m: 1022 lux
Color Temperature: 6842 K
CRI: 89.9 CRI R9 Value: 85.4
CQS: 92.5
TLCI: 87
TM-30 Rf: 89.0
TM-30 Rg: 108.1
Beam Angle (50%): 16°
Field Angle (10%): 33.9°
Cutoff Angle (3%): 61.3°

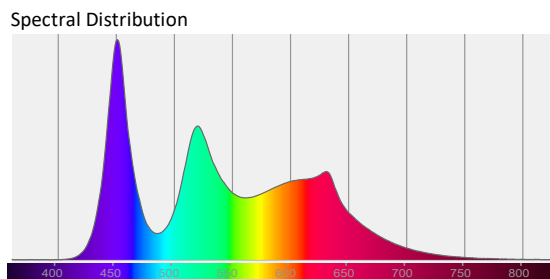
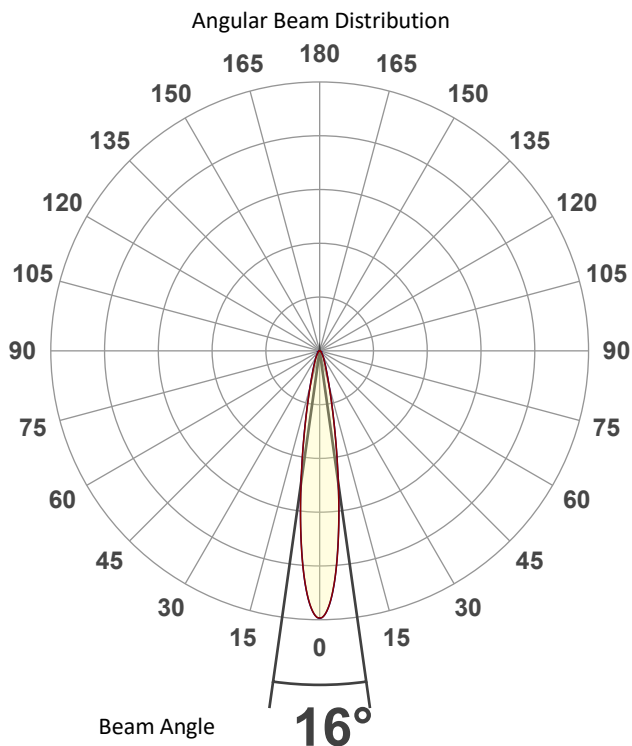


Conditions

AC Supply: 119 V, 60 Hz
Power: 84.24 W
Current: 0.707 A
Power Factor: 1.0

This data sheet conforms to American National Standard E1.9 – 2007 (R2017). All data was measured and calculated by a Viso Systems LabSpion Goniometer at the Chauvet PD Optics Laboratory in Davie, FL on 1/8/2025 to LM-63-2002 Standards.


Overall Measurement



Tested Color (CIE 1931):

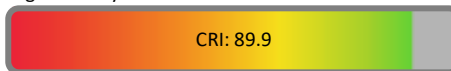
X: 0.309

Y: 0.314



Light Quality

CRI: 89.9



Color Temperature

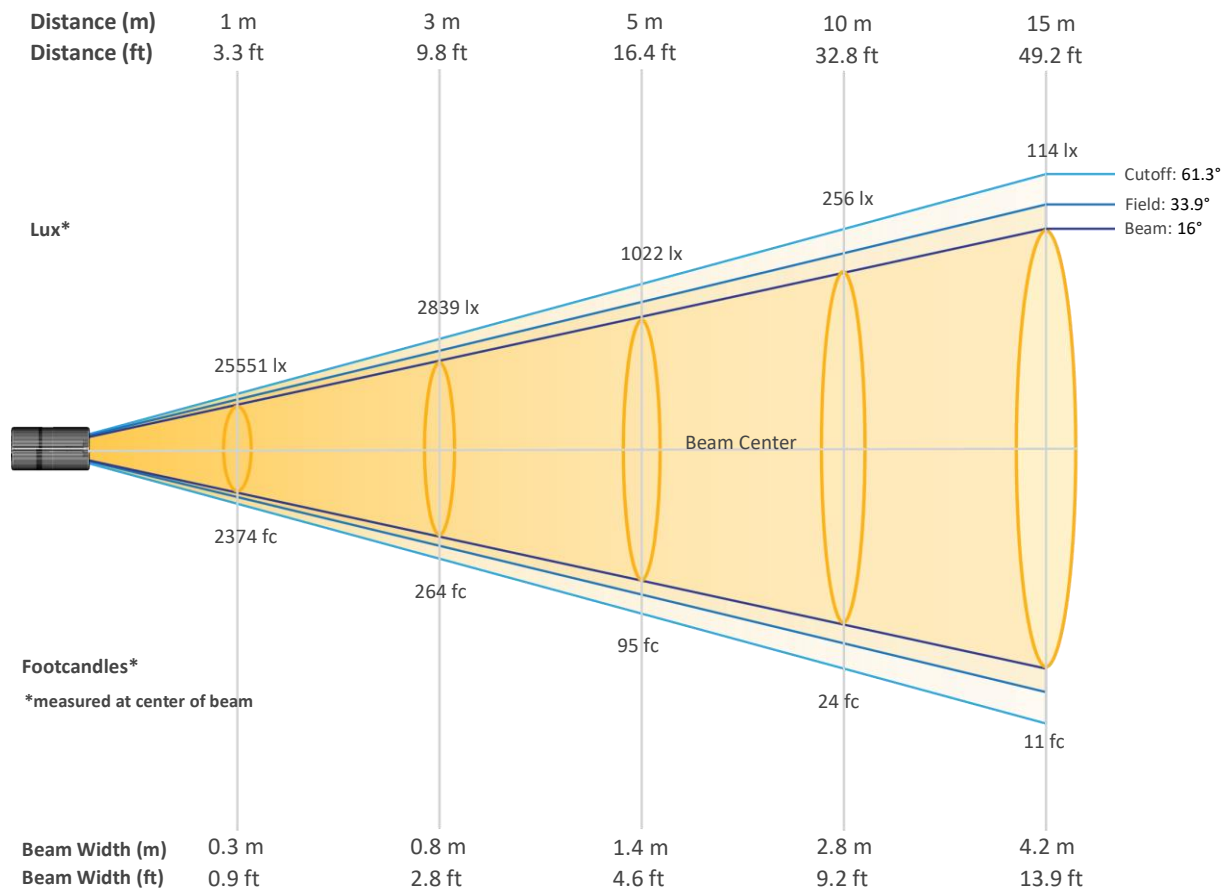
6842 K



Photometric & Chromaticity Report

Well Batten 14: Standard Optics - 5600K-AC

Beam Details

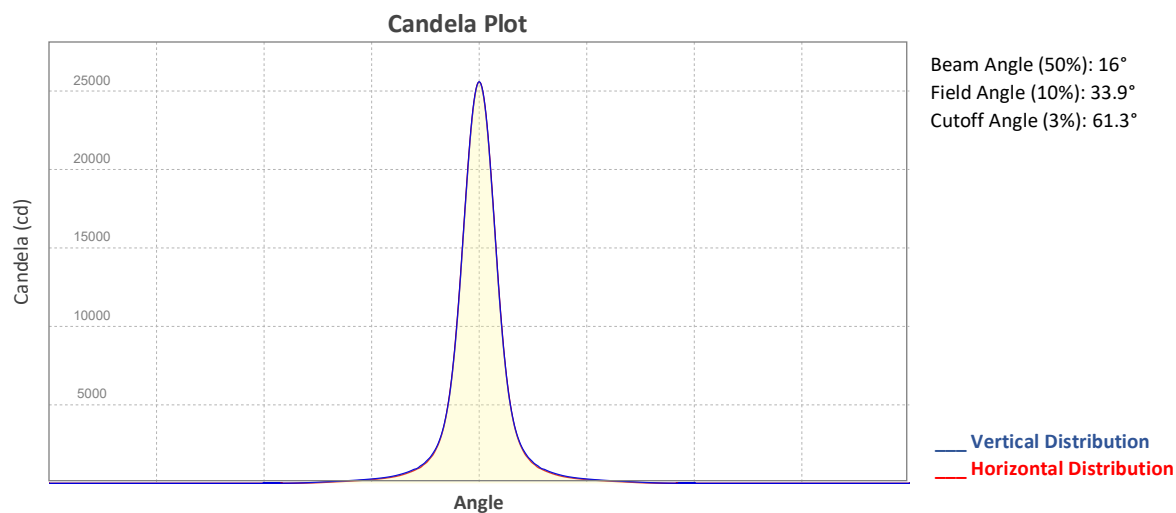


Beam Intensities from 1-20m (3.3-65.6ft)

Distance	1m	2m	3m	4m	5m	6m	7m	8m	9m	10m
Lux	25551	6388	2839	1597	1022	710	521	399	315	256
Distance	11m	12m	13m	14m	15m	16m	17m	18m	19m	20m
Lux	211	177	151	130	114	100	88	79	71	64
Distance	3.3ft	6.6ft	9.8ft	13.1ft	16.4ft	19.7ft	23ft	26.2ft	29.5ft	32.8ft
FC	2374	593	264	148	95	66	48	37	29	24
Distance	36.1ft	39.4ft	42.7ft	45.9ft	49.2ft	52.5ft	55.8ft	59.1ft	62.3ft	65.6ft
FC	20	16	14	12	11	9	8	7	7	6

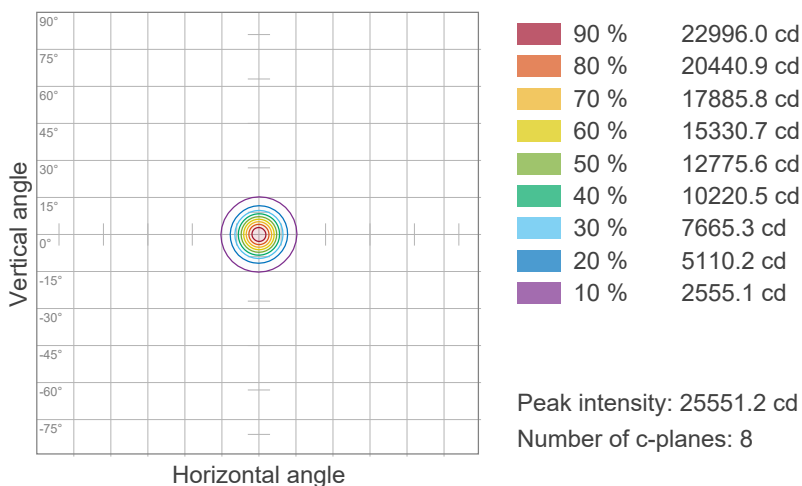
Photometric & Chromaticity Report

Well Batten 14: Standard Optics - 5600K-AC

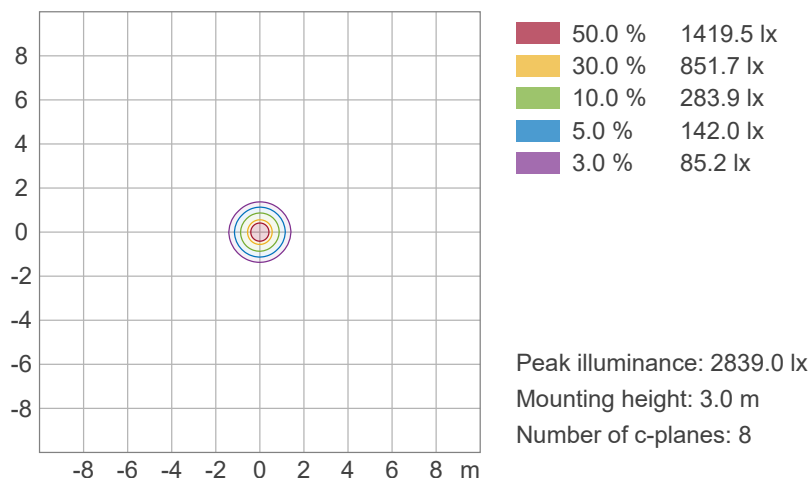


ISO Diagrams

ISO Candela Diagram



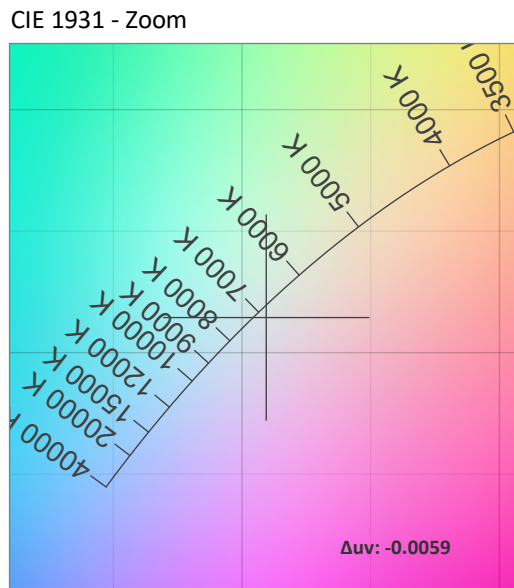
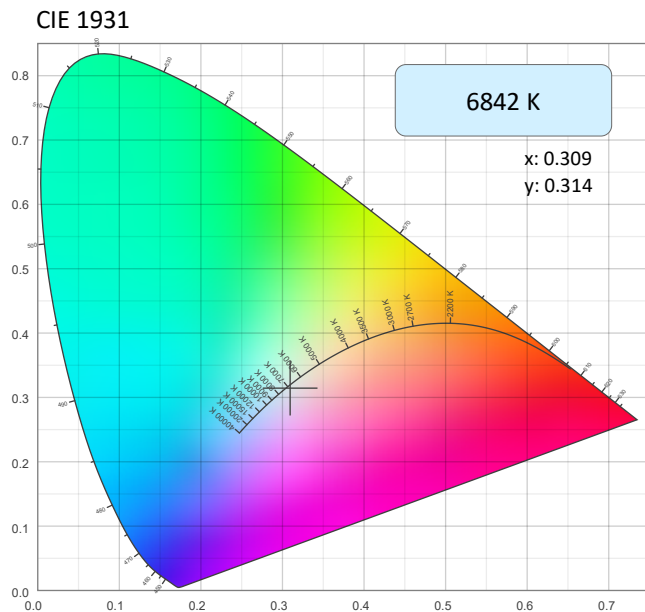
ISO Lux Diagram



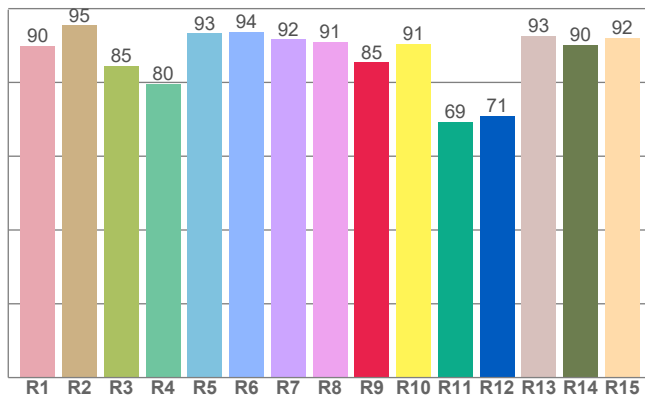
Photometric & Chromaticity Report

Well Batten 14: Standard Optics - 5600K-AC

Chromaticity



CRI: 89.9 (R1-R8)

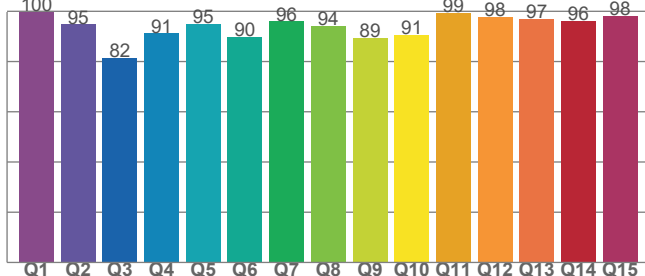


Color Parameters

Color Temperature	Color Coordinate CIE 1931	Color Coordinate CIE 1931
CCT	x	y
6842 K	0.309	0.314

Color Deviation from Black Body Curve	Color Coordinate CIE 1964	Color Coordinate CIE 1964
Δuv	y	u
-0.0059	0.314	0.201

CQS: 92.5



Color Rendering Index	Red Component	Color Quality Scale
CRI	CRI - R9	CQS
89.9	85.4	92.5

Television Lighting Consistency Index	Color Fidelity	Color Gamut
TLCI	TM30 - Rf	TM30 Rg
87	89.0	108.1

Photometric & Chromaticity Report

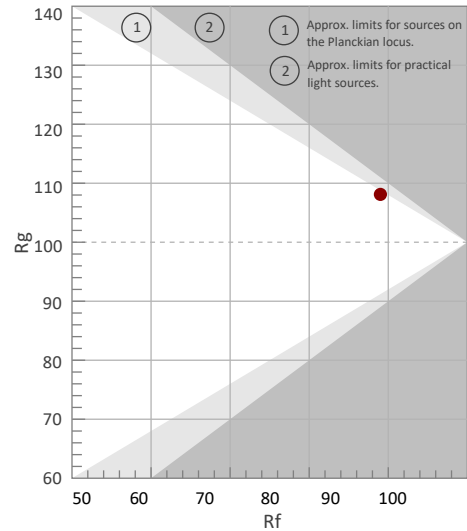
Well Batten 14: Standard Optics - 5600K-AC

TM-30 Details

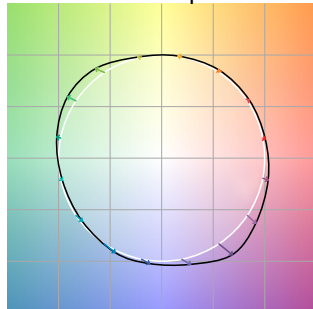
Rf 89.0
Fidelity Index
(Rg)

Rg 108.1
Gammut Index (Rg)

Graphic shifts (%)			
Hue Bin	R _f	Chroma	Hue
1	93	2%	-1%
2	94	2%	0%
3	94	2%	2%
4	93	0%	4%
5	88	1%	4%
6	87	8%	5%
7	87	9%	1%
8	92	4%	0%
9	92	-1%	2%
10	88	-2%	8%
11	77	1%	13%
12	87	3%	8%
13	88	6%	7%
14	80	16%	5%
15	85	11%	-2%
16	90	5%	-1%



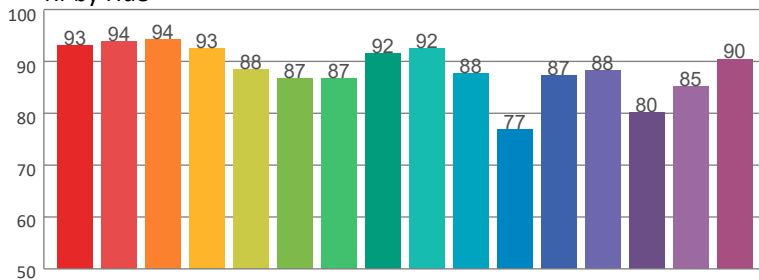
Color Vector Graphic



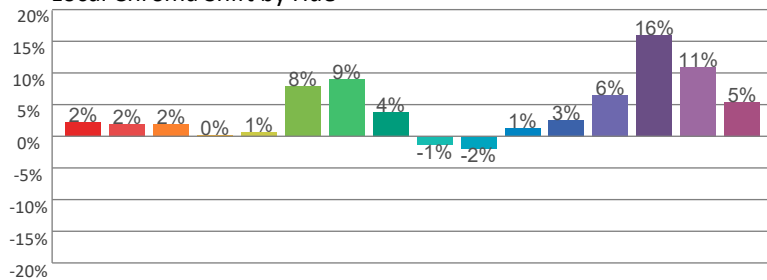
Color Distortion Graphic



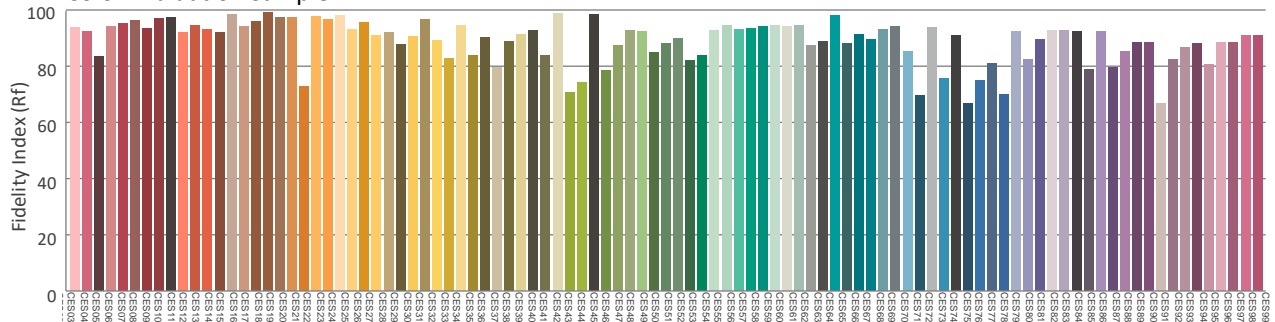
Rf by Hue



Local Chroma Shift by Hue



Color Evaluation Sample



Contact Us

General Information	Technical Support
Chauvet World Headquarters	
Address: 3360 Davie Rd., Suite 509 Davie, FL 33314 Voice: (954) 577-4455 Fax: (954) 929-5560 Toll Free: (800) 762-1084	Voice: (844) 393-7575 Fax: (954) 756-8015 Email: chauvetcs@chauvetlighting.com Website: www.chauvetdj.com
Chauvet U.K.	
Address: Pod 1 EVO Park Little Oak Drive, Sherwood Park Nottinghamshire, NG15 0EB UK Voice: +44 (0) 1773 511115 Fax: +44 (0) 1773 511110	Email: UKtech@chauvetlighting.eu Website: www.chauvetprofessional.eu
Chauvet Benelux	
Address: Vaartlaan 9 9800 Deinze Belgium Voice: +32 9 388 93 97	Email: BNLtech@chauvetlighting.eu Website: www.chauvetdj.eu
Chauvet France	
Address: 3, Rue Ampère 91380 Chilly-Mazarin France Voice: +33 1 78 85 33 59	Email: FRtech@chauvetlighting.fr Website: www.chauvetdj.eu
Chauvet Germany	
Address: Bruno-Bürgel-Str. 11 28759 Bremen Germany Voice: +49 421 62 60 20	Email: DEtech@chauvetlighting.de Website: www.chauvetdj.eu
Chauvet Mexico	
Address: Av. de las Partidas 34 - 3B (Entrance by Calle 2) Zona Industrial Lerma Lerma, Edo. de México, CP 52000 Voice: +52 (728) 690-2010	Email: servicio@chauvet.com.mx Website: www.chauvetdj.mx

Visit the applicable website above to verify our contact information and instructions to request support. Outside the U.S., U.K., Ireland, Benelux, France, Germany, or Mexico, contact the dealer of the record.

