

# MAVERICK STORM 1 FLEX

PHOTOMETRICS REPORT



# Table of Contents

<b>Introduction.....</b>	<b>1</b>
<b>Testing Process.....</b>	<b>1</b>
Total Illuminance Measurements .....	1
Testing Lab Equipment and Process .....	1
<b>Photometrics &amp; Chromaticity Reports .....</b>	<b>2</b>
<b>Spot.....</b>	<b>3</b>
Full Flood - Full Power .....	3
Full Flood - Full Power - Auto.....	8
Full Flood - Full Power - ECO .....	13
Full Flood - Full Power - TV25.....	18
Full Flood - Full Power - TV35.....	23
Full Spot - Full Power .....	28
Full Spot - Full Power - Auto.....	33
Full Spot - Full Power - ECO .....	38
Full Spot - Full Power - TV25.....	43
Full Spot - Full Power - TV35.....	48
50% Zoom - Full Power .....	53
50% Zoom - Full Power - Cyan .....	58
50% Zoom - Full Power - Magenta.....	63
50% Zoom - Full Power - Yellow.....	68
50% Zoom - Full Power - 3200K.....	73
50% Zoom - Full Power - CTO.....	78
50% Zoom - Full Power - Auto.....	83
50% Zoom - Full Power - ECO.....	88
50% Zoom - Full Power - TV25.....	93
50% Zoom - Full Power - TV35.....	98
<b>Beam.....</b>	<b>103</b>
Full Flood - Full Power .....	103
Full Flood - Full Power - Auto.....	108
Full Flood - Full Power - ECO .....	113
Full Flood - Full Power - TV25.....	118
Full Spot - Full Power .....	123
Full Spot - Full Power - Auto.....	128
Full Spot - Full Power - ECO .....	133
Full Spot - Full Power - TV25.....	138
50% Zoom - Full Power .....	143

50% Zoom - Full Power - Cyan .....	148
50% Zoom - Full Power - Magenta.....	153
50% Zoom - Full Power - Yellow.....	158
50% Zoom - Full Power - CTO.....	163
50% Zoom - Full Power - Auto.....	168
50% Zoom - Full Power - ECO.....	173
50% Zoom - Full Power - TV25.....	178
<b>Wash.....</b>	<b>183</b>
Full Flood- Full Power-Beam Frost.....	183
Full Flood- Full Power-Spot Frost.....	188
<b>Contact_Us .....</b>	<b>193</b>

## Testing Process

### Total Illuminance Measurements

Illuminance is measured using the Viso Systems LabSpion<sup>®</sup>, which takes multiple measurements across a light beam to calculate the total delivered lumens, beam, and field of a product. These values can be described as the empirical output of the product as it projects from the lens or lenses. All photometric data contained in this report are obtained from the actual illuminance of the tested Chauvet light source and are never theoretical values derived from calculations.

### Testing Lab Equipment and Process

The Chauvet headquarters in Davie, Florida has a climate- and light-controlled photometric testing laboratory where Chauvet products are analyzed and photometric data are measured using the Viso Systems LabSpion<sup>®</sup> light measurement solution.

This system includes a spectrometer sensor, which measures the precise light and color output of the fixture, and a two-axis goniometer, which rotates the product to allow for multi-angle and multi-directional measurement. The Viso Light Inspector software then collects and summarizes the data. From the data gathered, the software can also measure the beam and field angles, accurate color temperature, color quality, and illuminance at multiple distances. The custom-built, Chauvet-specific template presents this information in the photometric and chromaticity reports that follow.

IES (Illuminating Engineering Society) files, an industry-standard file format, are also generated from each test for easy distribution of photometric data.

Several light meters are also used for specific products or to recheck for precision. Accuracy is verified using one or more of the devices listed below:

- Sekonic SpectroMaster C-700-U
- EXTECH HD450 Datalogging Heavy Duty Light Meter
- Asensetek Essence Lighting Passport

To ensure accurate measurements in every photometric or chromaticity test, Chauvet routinely calibrates the LabSpion<sup>®</sup> system every six months as recommended by Viso Systems.



# **MAVERICK STORM 1 FLEX**

## **Photometrics & Chromaticity Reports**

# Photometric & Chromaticity Report

Maverick Storm 1 Flex: Full Flood - Full Power

## Report Summary

### Measurements

Fixture Output: 33587 lm  
Fixture Peak: 66873 cd  
Fixture Efficacy: n/a lm/W  
Intensity @ 5m: 2675 lux  
Color Temperature: 6759 K  
CRI: 72.0    CRI R9 Value: -25.4  
CQS: 68.8  
TLCI: 48  
TM-30 Rf: 71.2  
TM-30 Rg: 95.1  
Beam Angle (50%): 46.6°  
Field Angle (10%): 51.9°  
Cutoff Angle (3%): 55.5°

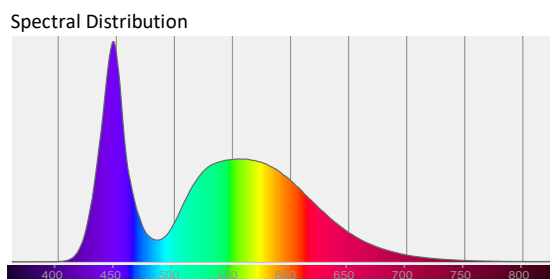
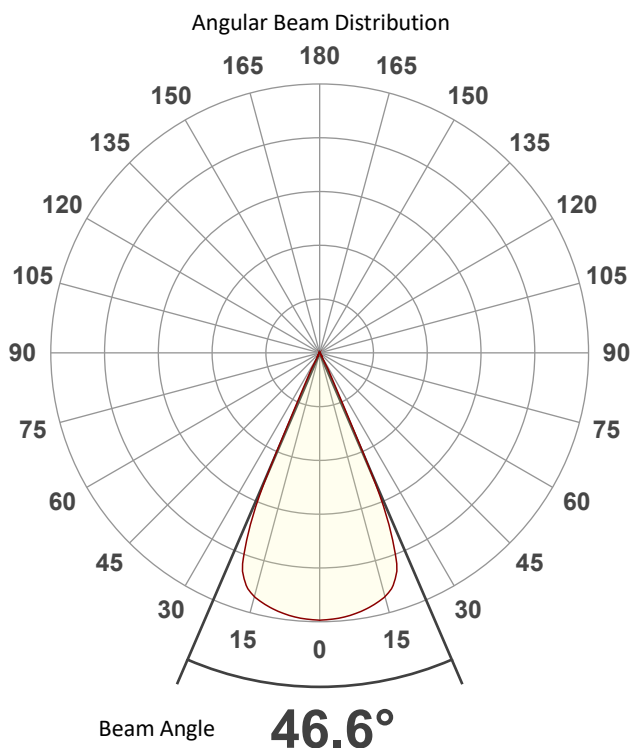


### Conditions

AC Supply: 114 V, 60 Hz  
Power: 0.0 W  
Current: 0.000 A  
Power Factor: n/a

This data sheet conforms to American National Standard E1.9 – 2007 (R2017). All data was measured and calculated by a Viso Systems LabSpion Goniometer at the Chauvet PD Optics Laboratory in Davie, FL on 1/27/2025 to LM-63-2002 Standards.


## Overall Measurement



Tested Color (CIE 1931):

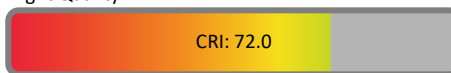
X: 0.310

Y: 0.319



Light Quality

CRI: 72.0



Color Temperature

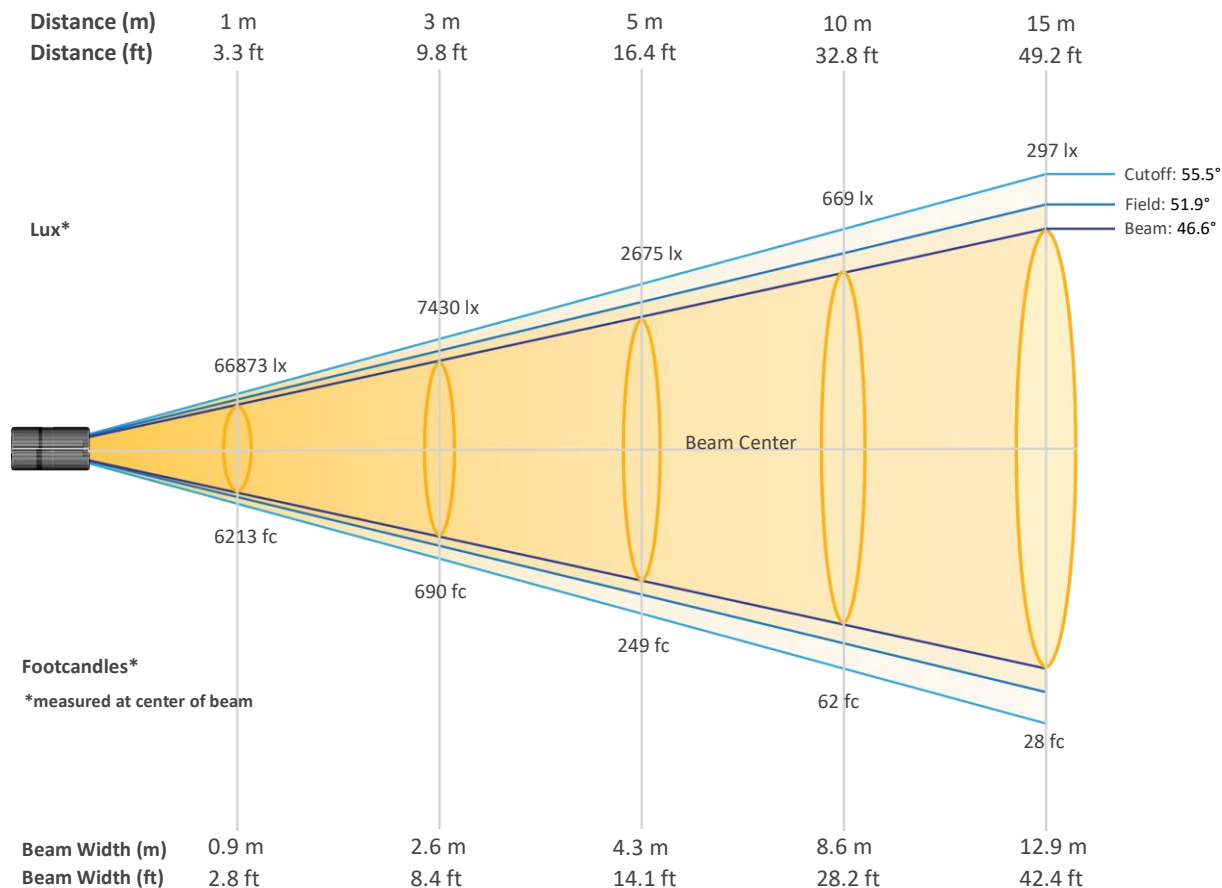
6759 K



# Photometric & Chromaticity Report

Maverick Storm 1 Flex: Full Flood - Full Power

## Beam Details

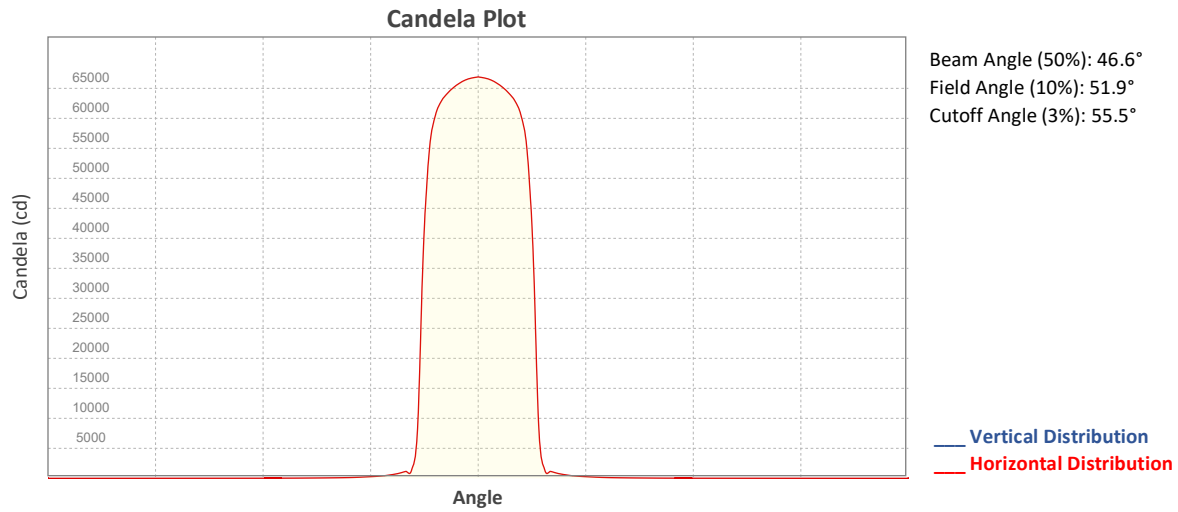


### Beam Intensities from 1-20m (3.3-65.6ft)

Distance	1m	2m	3m	4m	5m	6m	7m	8m	9m	10m
Lux	66873	16718	7430	4180	2675	1858	1365	1045	826	669
<b>Distance</b>	<b>11m</b>	<b>12m</b>	<b>13m</b>	<b>14m</b>	<b>15m</b>	<b>16m</b>	<b>17m</b>	<b>18m</b>	<b>19m</b>	<b>20m</b>
Lux	553	464	396	341	297	261	231	206	185	167
<b>Distance</b>	<b>3.3ft</b>	<b>6.6ft</b>	<b>9.8ft</b>	<b>13.1ft</b>	<b>16.4ft</b>	<b>19.7ft</b>	<b>23ft</b>	<b>26.2ft</b>	<b>29.5ft</b>	<b>32.8ft</b>
FC	6213	1553	690	388	249	173	127	97	77	62
<b>Distance</b>	<b>36.1ft</b>	<b>39.4ft</b>	<b>42.7ft</b>	<b>45.9ft</b>	<b>49.2ft</b>	<b>52.5ft</b>	<b>55.8ft</b>	<b>59.1ft</b>	<b>62.3ft</b>	<b>65.6ft</b>
FC	51	43	37	32	28	24	21	19	17	16

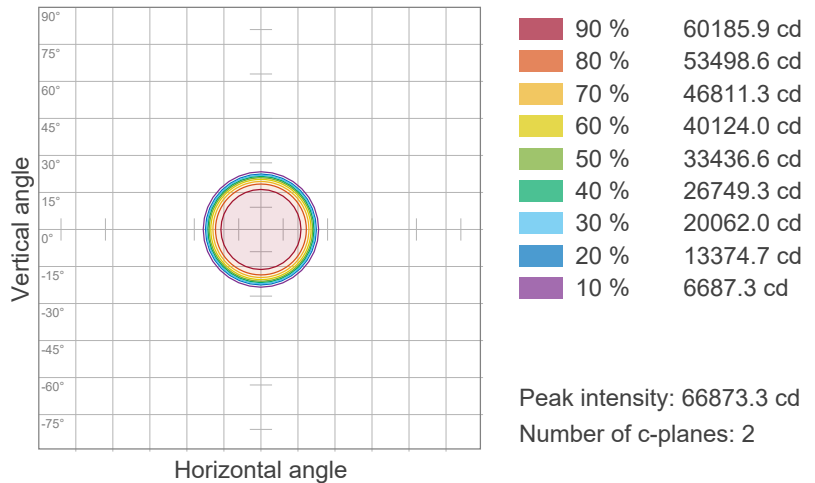
# Photometric & Chromaticity Report

Maverick Storm 1 Flex: Full Flood - Full Power

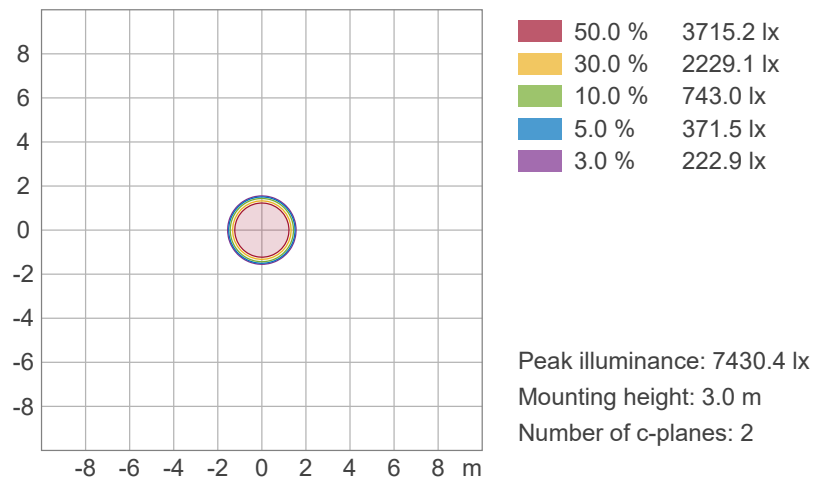


## ISO Diagrams

### ISO Candela Diagram



### ISO Lux Diagram

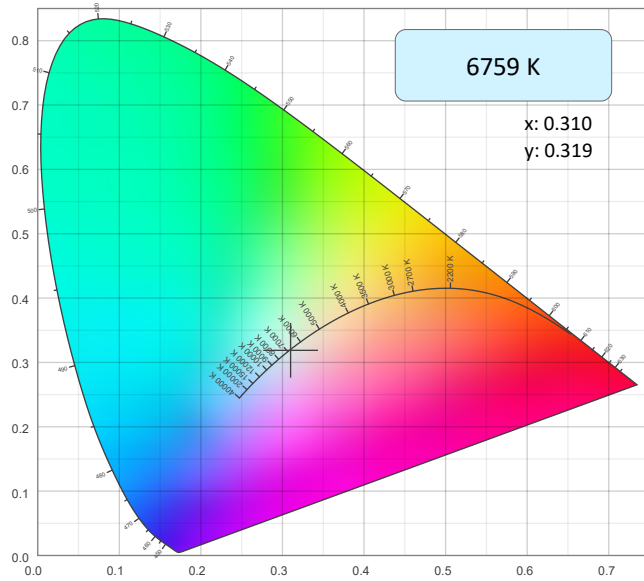


# Photometric & Chromaticity Report

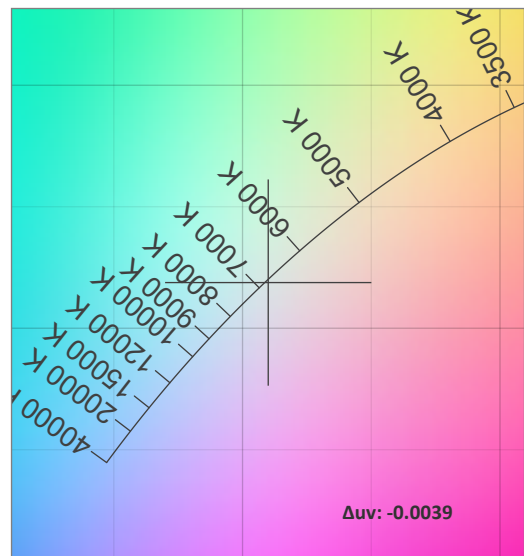
Maverick Storm 1 Flex: Full Flood - Full Power

## Chromaticity

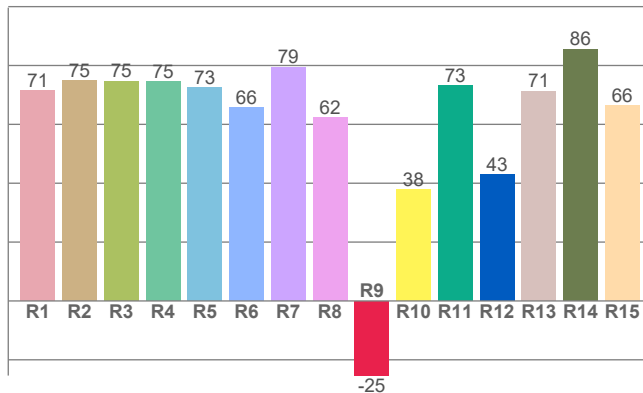
CIE 1931



CIE 1931 - Zoom



CRI: 72.0 (R1-R8)

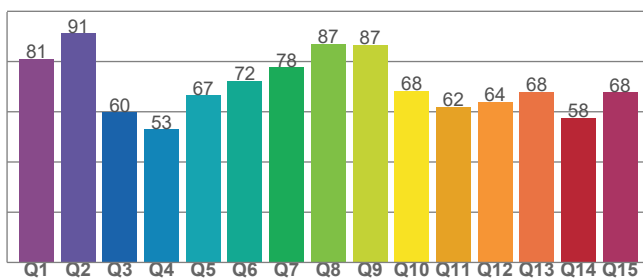


Color Parameters

Color Temperature	Color Coordinate CIE 1931	Color Coordinate CIE 1931
CCT	x	y
6759 K	0.310	0.319

Color Deviation from Black Body Curve	Color Coordinate CIE 1964	Color Coordinate CIE 1964
$\Delta uv$	y	u
-0.0039	0.319	0.200

CQS: 68.8



Color Rendering Index	Red Component	Color Quality Scale
CRI	CRI - R9	CQS
72.0	-25.4	68.8

Television Lighting Consistency Index	Color Fidelity	Color Gamut
TLCI	TM30 - Rf	TM30 Rg
48	71.2	95.1

# Photometric & Chromaticity Report

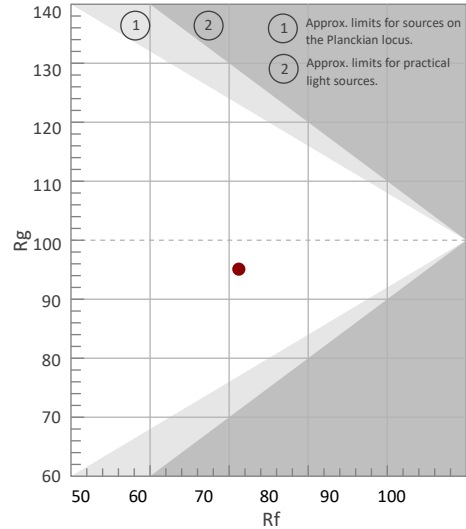
Maverick Storm 1 Flex: Full Flood - Full Power

## TM-30 Details

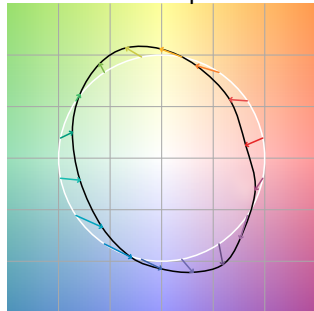
**Rf 71.2**  
Fidelity Index  
(Rg)

**Rg 95.1**  
Gammut Index (Rg)

Hue Bin	Graphic shifts (%)		
	R <sub>f</sub>	Chroma	Hue
1	68	-18%	-4%
2	69	-14%	11%
3	64	-7%	22%
4	64	4%	22%
5	72	12%	13%
6	84	10%	-1%
7	89	0%	-7%
8	79	-10%	-8%
9	78	-18%	6%
10	60	-15%	24%
11	48	-4%	29%
12	69	5%	21%
13	78	14%	8%
14	76	19%	-8%
15	70	7%	-22%
16	78	-5%	-12%



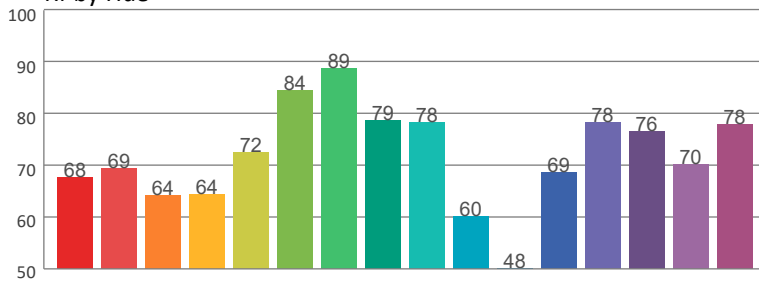
Color Vector Graphic



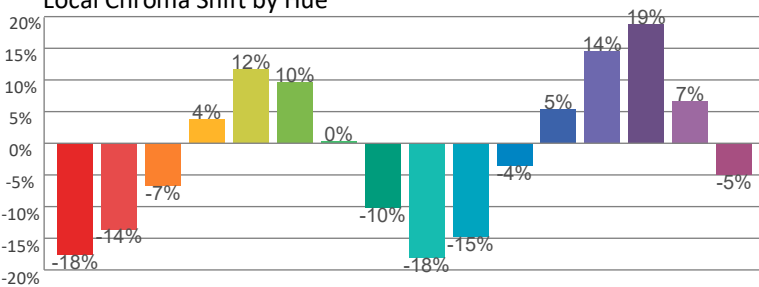
Color Distortion Graphic



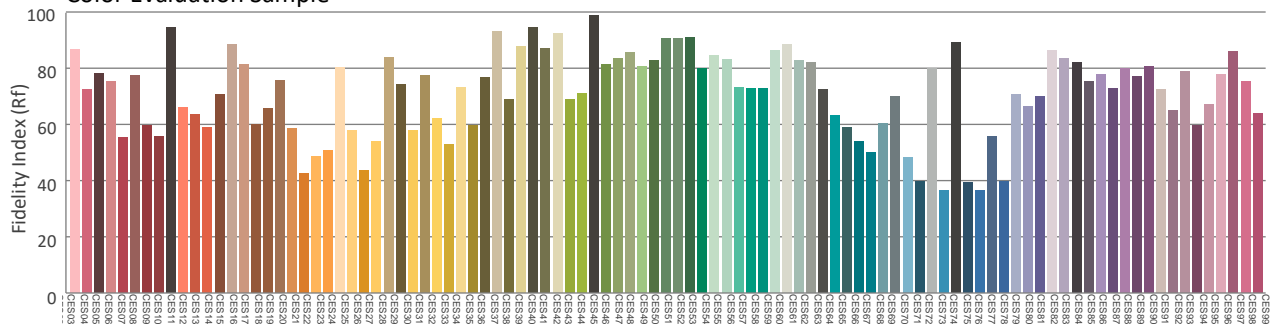
R<sub>f</sub> by Hue



Local Chroma Shift by Hue



Color Evaluation Sample



# Photometric & Chromaticity Report

Maverick Storm 1 Flex: Full Flood - Full Power - Auto

## Report Summary

### Measurements

Fixture Output: 33419 lm  
Fixture Peak: 66552 cd  
Fixture Efficacy: n/a lm/W  
Intensity @ 5m: 2662 lux  
Color Temperature: 6767 K  
CRI: 72.1    CRI R9 Value: -25.0  
CQS: 68.9  
TLCI: 48  
TM-30 Rf: 71.3  
TM-30 Rg: 95.1  
Beam Angle (50%): 46.6°  
Field Angle (10%): 51.7°  
Cutoff Angle (3%): 55.8°

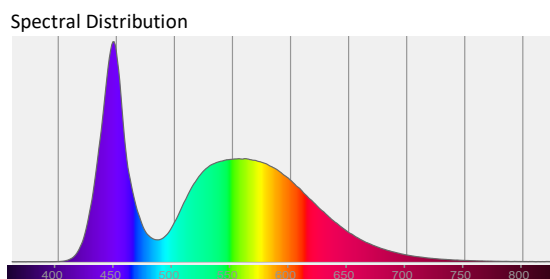
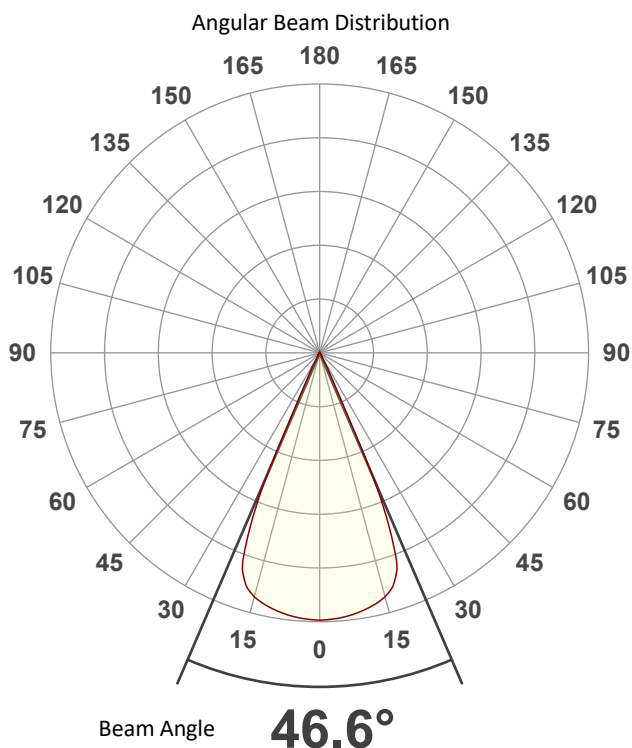


### Conditions

AC Supply: 114 V, 60 Hz  
Power: 0.0 W  
Current: 0.000 A  
Power Factor: n/a

This data sheet conforms to American National Standard E1.9 – 2007 (R2017). All data was measured and calculated by a Viso Systems LabSpion Goniometer at the Chauvet PD Optics Laboratory in Davie, FL on 1/27/2025 to LM-63-2002 Standards.


## Overall Measurement



Tested Color (CIE 1931):

X: 0.310

Y: 0.319



Light Quality

CRI: 72.1

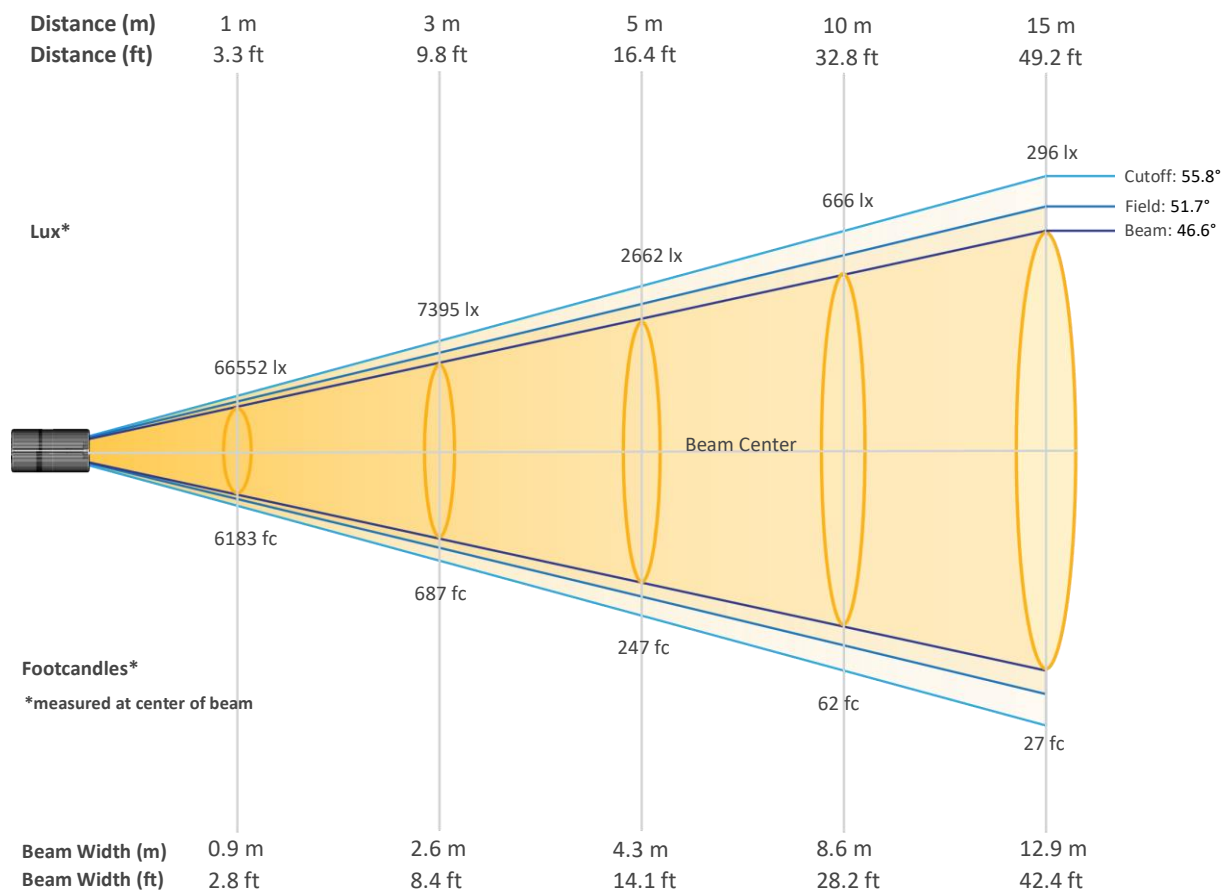
Color Temperature

6767 K

# Photometric & Chromaticity Report

Maverick Storm 1 Flex: Full Flood - Full Power - Auto

## Beam Details



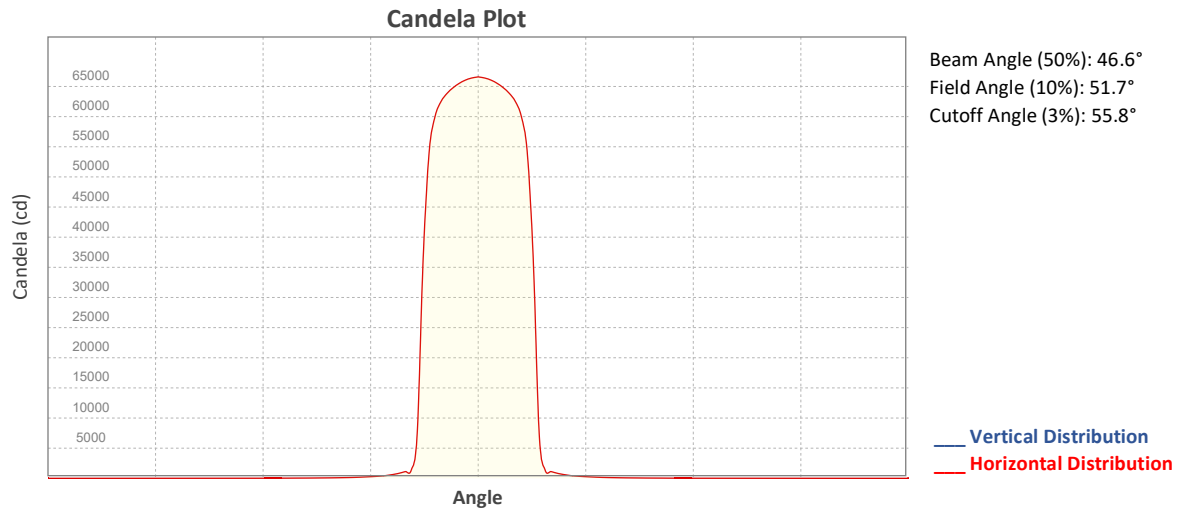
### Beam Intensities from 1-20m (3.3-65.6ft)

Distance	1m	2m	3m	4m	5m	6m	7m	8m	9m	10m
Lux	66552	16638	7395	4159	2662	1849	1358	1040	822	666
Distance	11m	12m	13m	14m	15m	16m	17m	18m	19m	20m
Lux	550	462	394	340	296	260	230	205	184	166
Distance	3.3ft	6.6ft	9.8ft	13.1ft	16.4ft	19.7ft	23ft	26.2ft	29.5ft	32.8ft
FC	6183	1546	687	386	247	172	126	97	76	62
Distance	36.1ft	39.4ft	42.7ft	45.9ft	49.2ft	52.5ft	55.8ft	59.1ft	62.3ft	65.6ft
FC	51	43	37	32	27	24	21	19	17	15



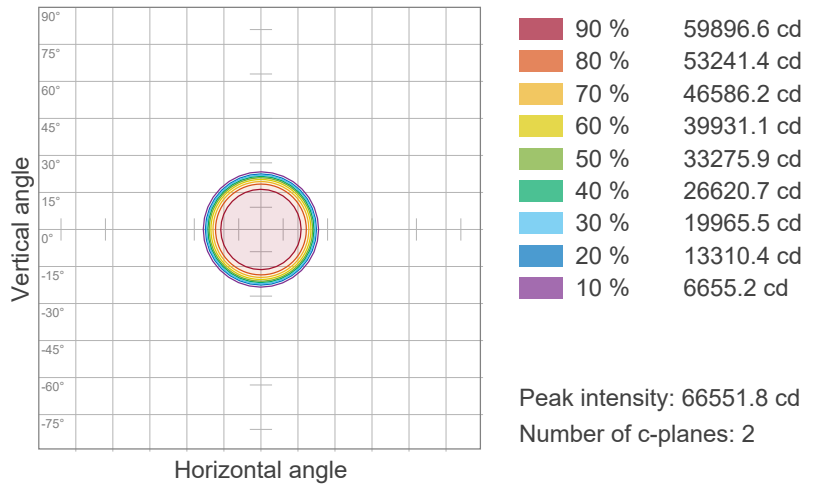
# Photometric & Chromaticity Report

Maverick Storm 1 Flex: Full Flood - Full Power - Auto

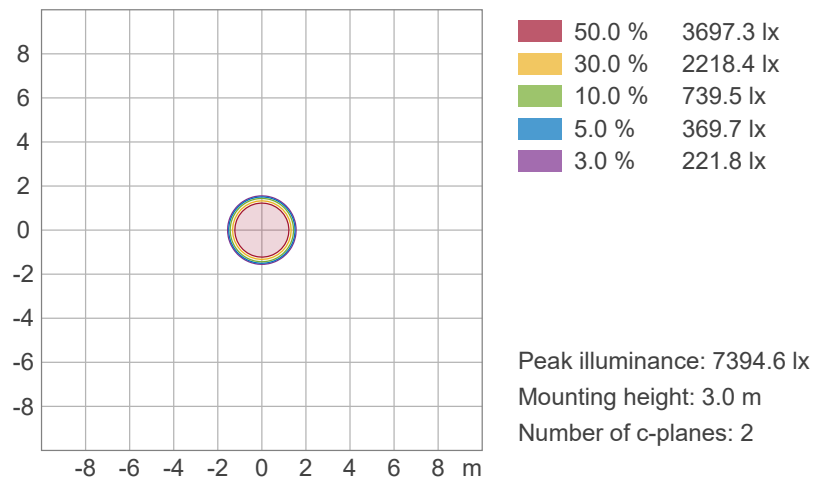


## ISO Diagrams

### ISO Candela Diagram



### ISO Lux Diagram

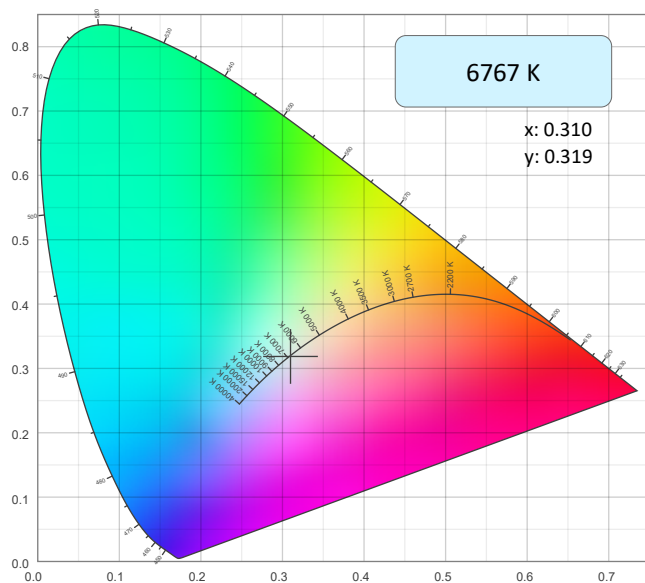


# Photometric & Chromaticity Report

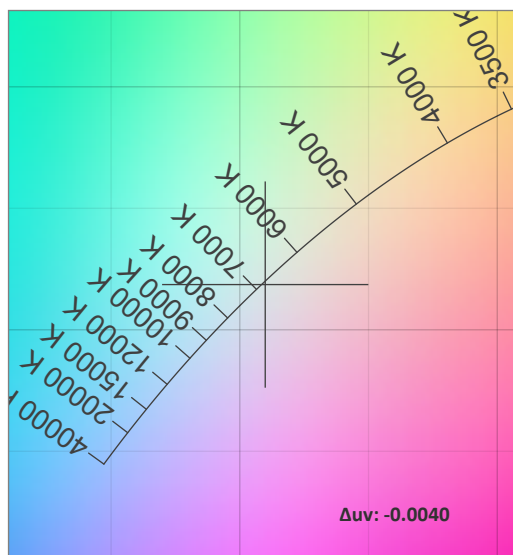
Maverick Storm 1 Flex: Full Flood - Full Power - Auto

## Chromaticity

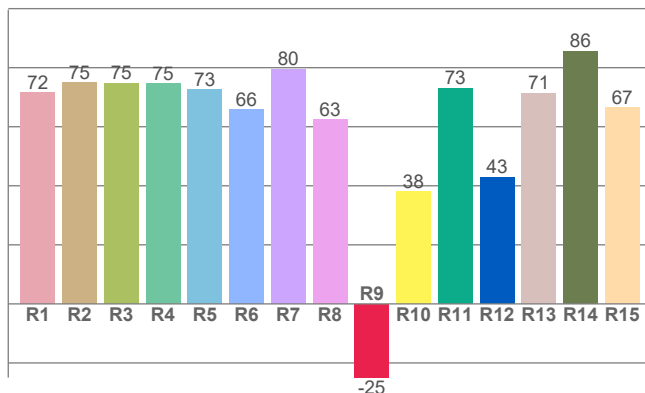
CIE 1931



CIE 1931 - Zoom



CRI: 72.1 (R1-R8)

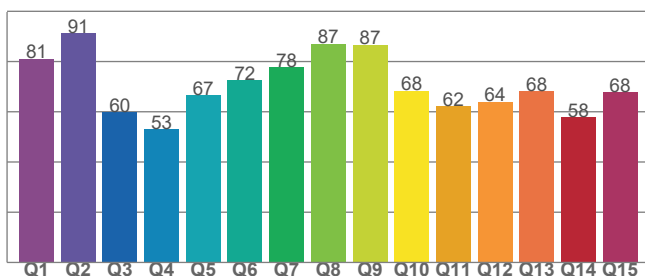


Color Parameters

Color Temperature	Color Coordinate CIE 1931	Color Coordinate CIE 1931
CCT	x	y
6767 K	0.310	0.319

Color Deviation from Black Body Curve	Color Coordinate CIE 1964	Color Coordinate CIE 1964
$\Delta uv$	y	u
-0.0040	0.319	0.200

CQS: 68.9



Color Rendering Index	Red Component	Color Quality Scale
CRI	CRI - R9	CQS
72.1	-25.0	68.9

Television Lighting Consistency Index	Color Fidelity	Color Gamut
TLCI	TM30 - Rf	TM30 Rg
48	71.3	95.1



# Photometric & Chromaticity Report

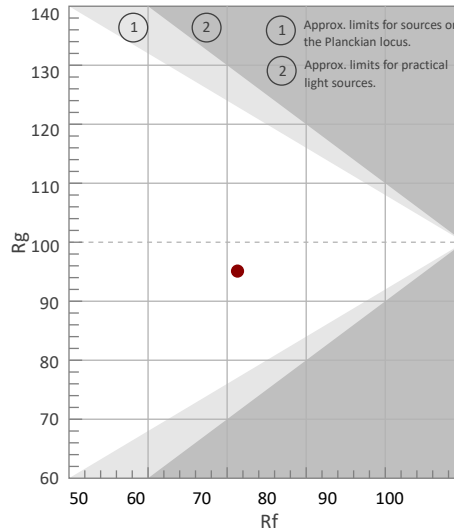
Maverick Storm 1 Flex: Full Flood - Full Power - Auto

## TM-30 Details

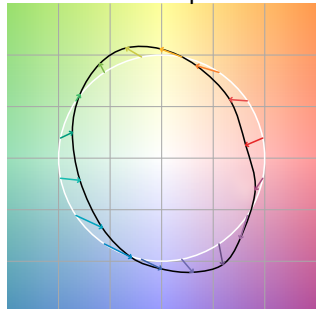
**Rf 71.3**  
Fidelity Index  
(Rg)

**Rg 95.1**  
Gammut Index (Rg)

Hue Bin	Graphic shifts (%)		
	R <sub>f</sub>	Chroma	Hue
1	68	-18%	-4%
2	70	-14%	11%
3	64	-7%	22%
4	65	4%	22%
5	73	12%	13%
6	84	10%	-1%
7	89	0%	-7%
8	79	-10%	-8%
9	78	-18%	6%
10	59	-15%	24%
11	48	-4%	29%
12	69	5%	20%
13	78	14%	8%
14	76	19%	-8%
15	70	7%	-22%
16	78	-5%	-12%



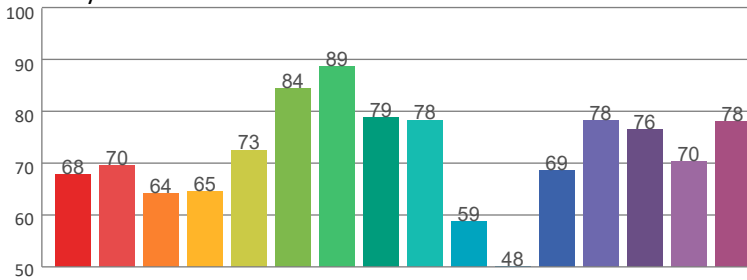
Color Vector Graphic



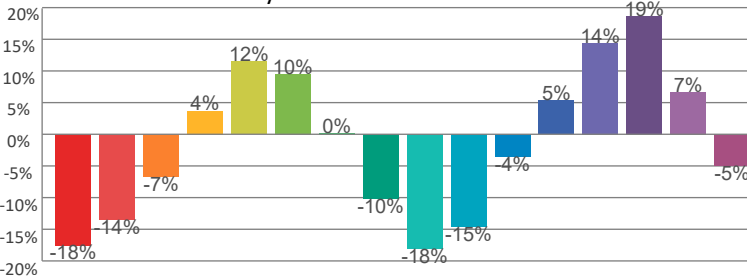
Color Distortion Graphic



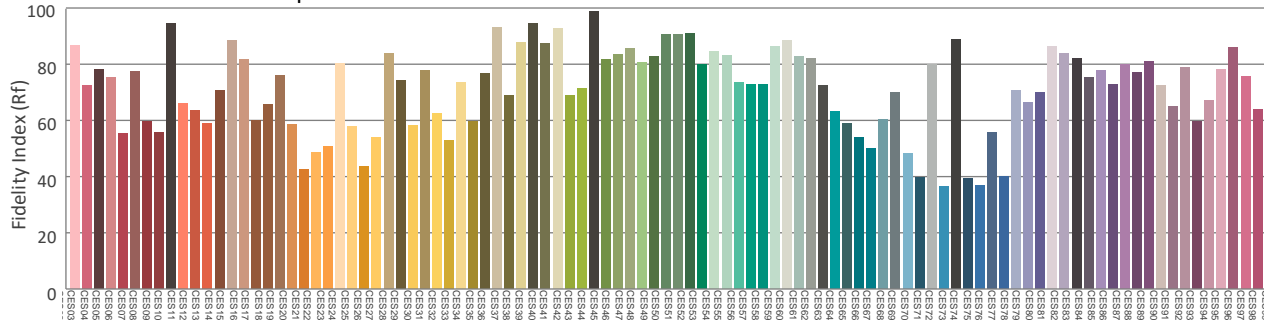
Rf by Hue



Local Chroma Shift by Hue



Color Evaluation Sample



# Photometric & Chromaticity Report

Maverick Storm 1 Flex: Full Flood - Full Power - ECO

## Report Summary

### Measurements

Fixture Output: 33298 lm  
Fixture Peak: 66394 cd  
Fixture Efficacy: n/a lm/W  
Intensity @ 5m: 2656 lux  
Color Temperature: 6765 K  
CRI: 72.1    CRI R9 Value: -25.1  
CQS: 68.9  
TLCI: 48  
TM-30 Rf: 71.3  
TM-30 Rg: 95.0  
Beam Angle (50%): 46.6°  
Field Angle (10%): 51.9°  
Cutoff Angle (3%): 55.4°

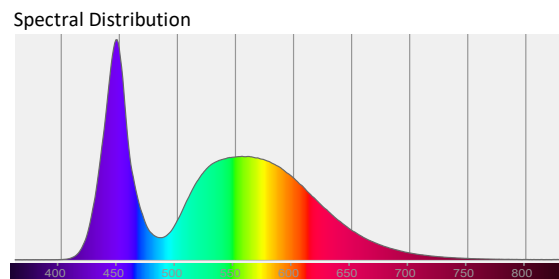
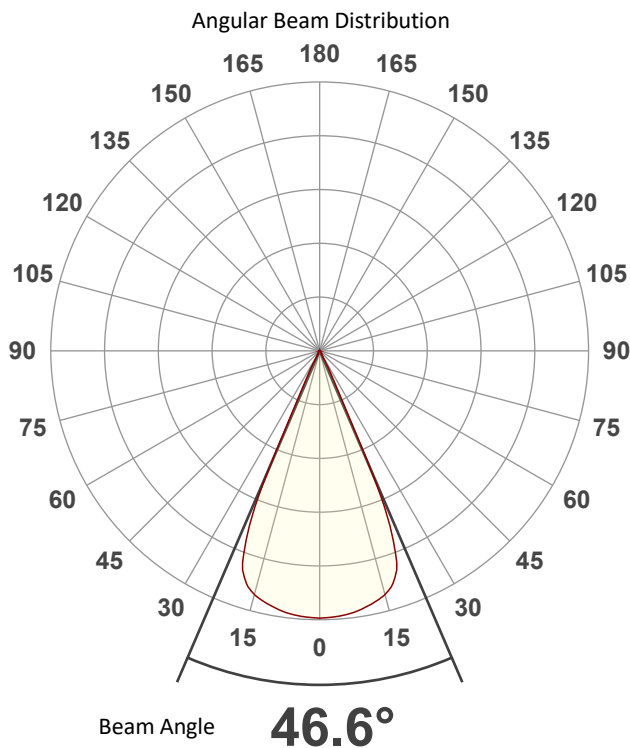


### Conditions

AC Supply: 113 V, 60.1 Hz  
Power: 0.0 W  
Current: 0.000 A  
Power Factor: n/a

This data sheet conforms to American National Standard E1.9 – 2007 (R2017). All data was measured and calculated by a Viso Systems LabSpion Goniometer at the Chauvet PD Optics Laboratory in Davie, FL on 1/27/2025 to LM-63-2002 Standards.


## Overall Measurement



Tested Color (CIE 1931):

X: 0.310

Y: 0.319



Light Quality

CRI: 72.1

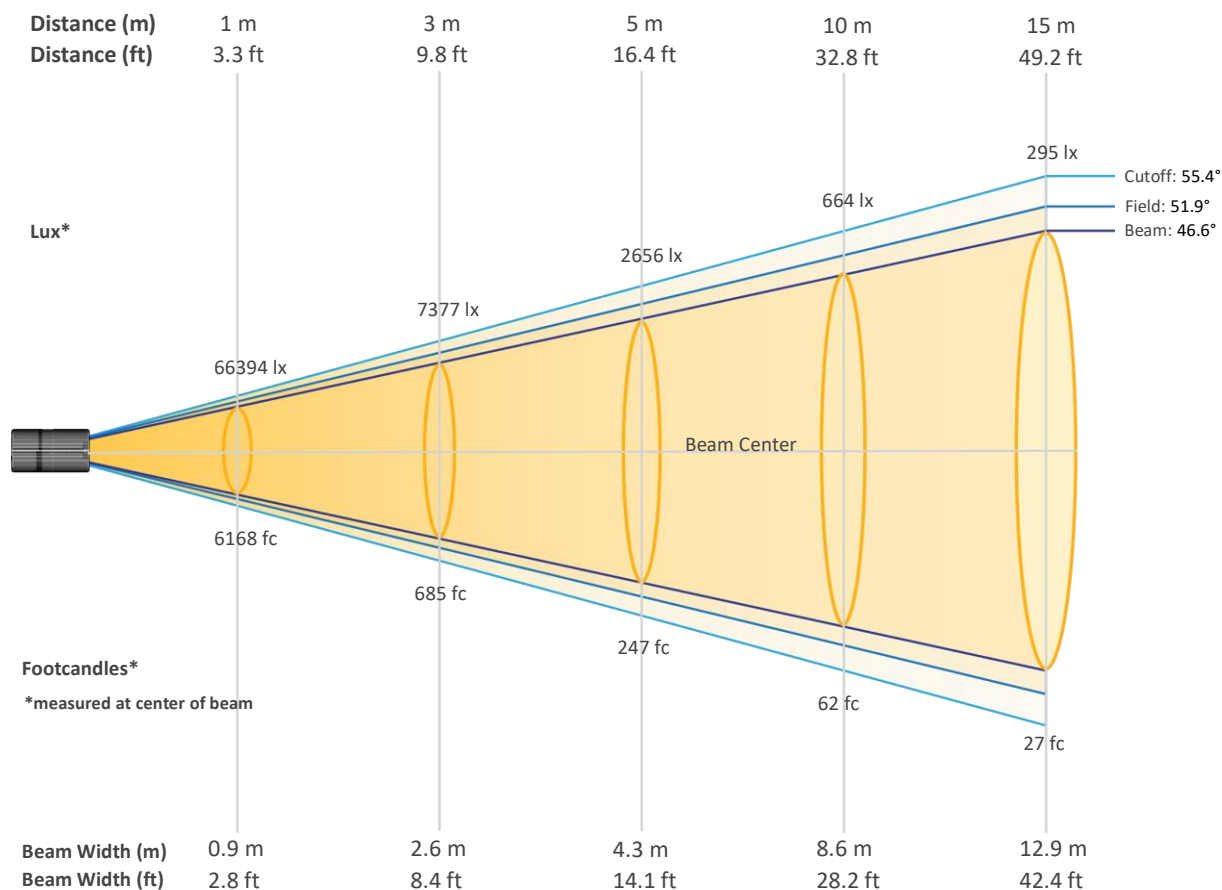
Color Temperature

6765 K

# Photometric & Chromaticity Report

Maverick Storm 1 Flex: Full Flood - Full Power - ECO

## Beam Details

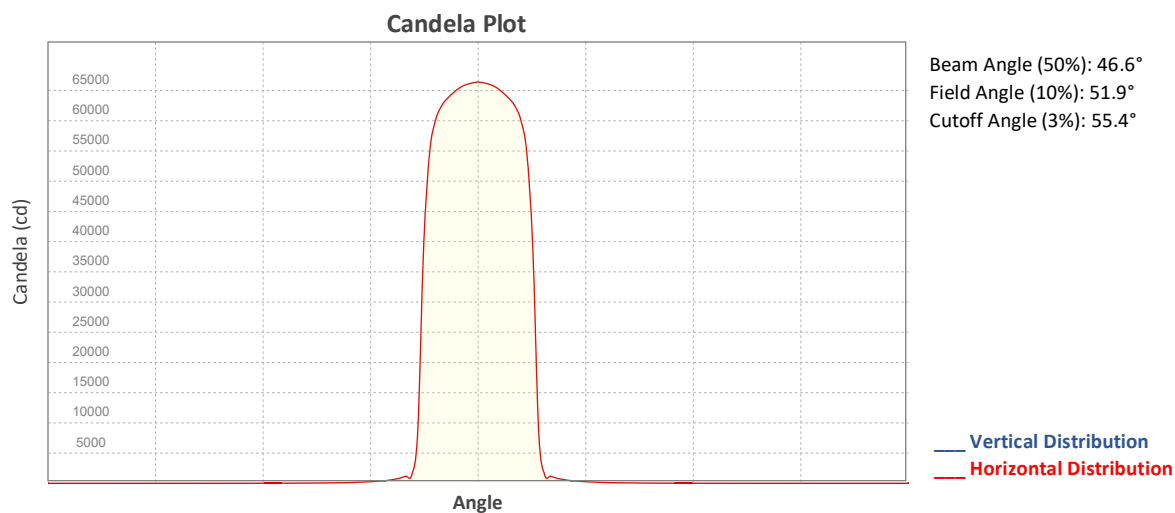


### Beam Intensities from 1-20m (3.3-65.6ft)

Distance	1m	2m	3m	4m	5m	6m	7m	8m	9m	10m
Lux	66394	16599	7377	4150	2656	1844	1355	1037	820	664
Distance	11m	12m	13m	14m	15m	16m	17m	18m	19m	20m
Lux	549	461	393	339	295	259	230	205	184	166
Distance	3.3ft	6.6ft	9.8ft	13.1ft	16.4ft	19.7ft	23ft	26.2ft	29.5ft	32.8ft
FC	6168	1542	685	386	247	171	126	96	76	62
Distance	36.1ft	39.4ft	42.7ft	45.9ft	49.2ft	52.5ft	55.8ft	59.1ft	62.3ft	65.6ft
FC	51	43	36	31	27	24	21	19	17	15

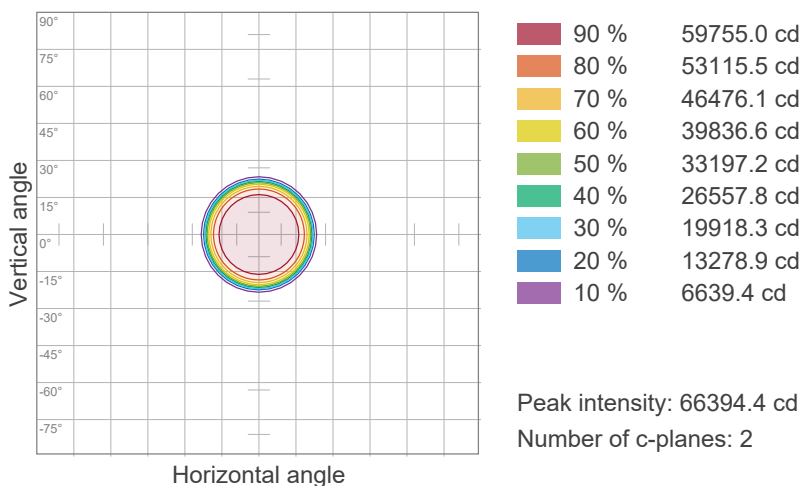
# Photometric & Chromaticity Report

Maverick Storm 1 Flex: Full Flood - Full Power - ECO

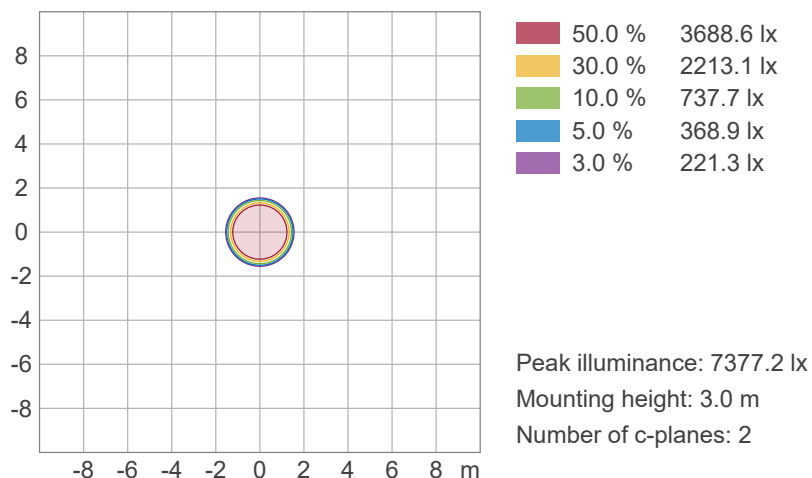


## ISO Diagrams

### ISO Candela Diagram



### ISO Lux Diagram

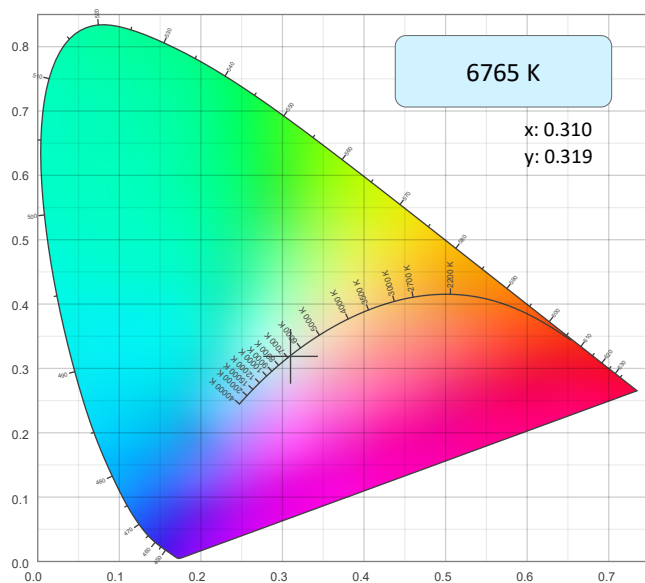


# Photometric & Chromaticity Report

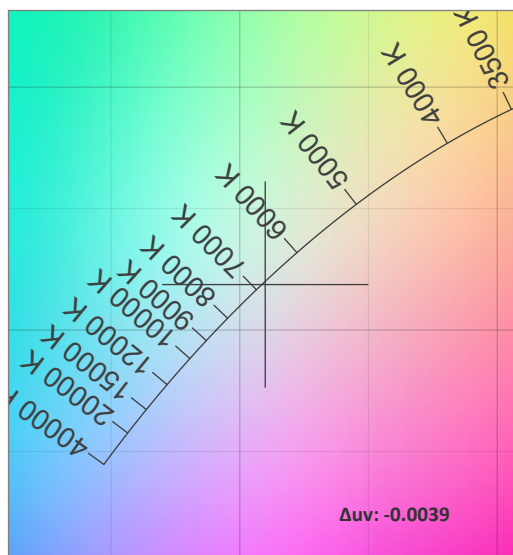
Maverick Storm 1 Flex: Full Flood - Full Power - ECO

## Chromaticity

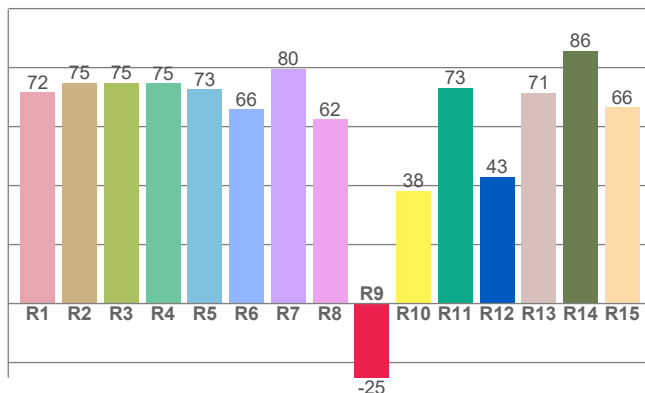
CIE 1931



CIE 1931 - Zoom



CRI: 72.1 (R1-R8)

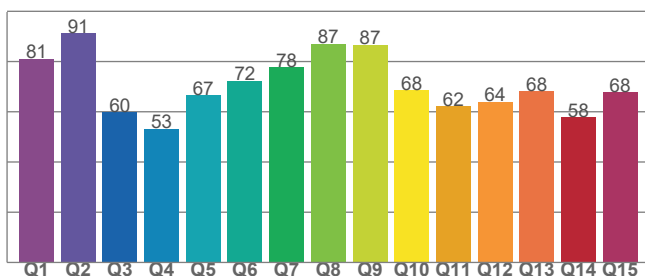


Color Parameters

Color Temperature	Color Coordinate CIE 1931	Color Coordinate CIE 1931
CCT	x	y
6765 K	0.310	0.319

Color Deviation from Black Body Curve	Color Coordinate CIE 1964	Color Coordinate CIE 1964
Δuv	y	u
-0.0039	0.319	0.200

CQS: 68.9



Color Rendering Index	Red Component	Color Quality Scale
CRI	CRI - R9	CQS
72.1	-25.1	68.9

Television Lighting Consistency Index	Color Fidelity	Color Gamut
TLCI	TM30 - Rf	TM30 Rg
48	71.3	95.0

# Photometric & Chromaticity Report

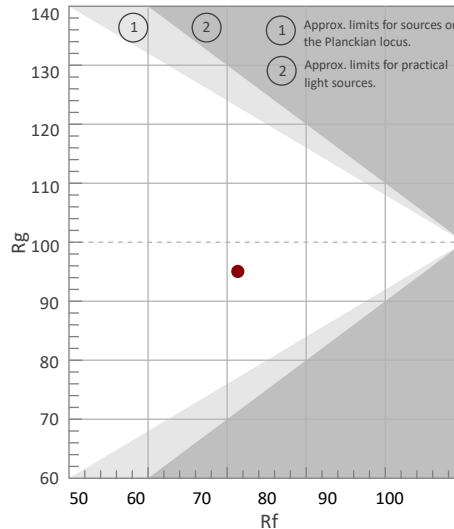
Maverick Storm 1 Flex: Full Flood - Full Power - ECO

## TM-30 Details

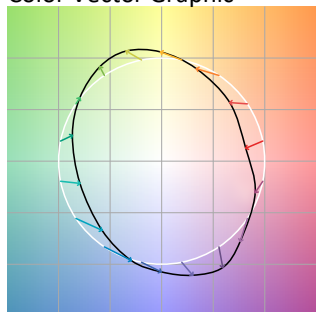
**Rf 71.3**  
Fidelity Index  
(Rg)

**Rg 95.0**  
Gammut Index (Rg)

Hue Bin	Graphic shifts (%)		
	R <sub>f</sub>	Chroma	Hue
1	68	-18%	-4%
2	70	-14%	11%
3	64	-7%	22%
4	65	4%	22%
5	73	11%	13%
6	85	9%	-1%
7	89	0%	-7%
8	79	-10%	-8%
9	78	-18%	6%
10	60	-15%	24%
11	48	-4%	29%
12	69	5%	20%
13	78	14%	8%
14	76	19%	-8%
15	70	7%	-22%
16	78	-5%	-12%



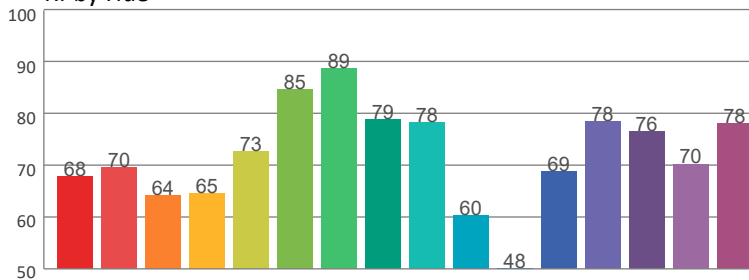
Color Vector Graphic



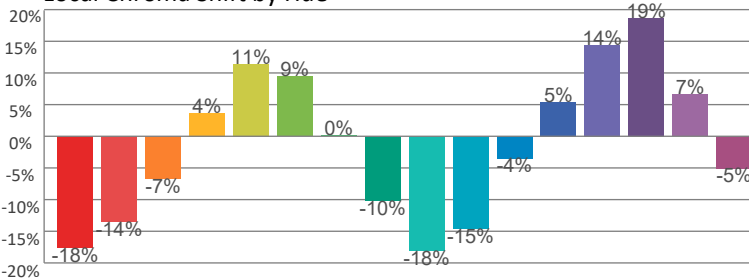
Color Distortion Graphic



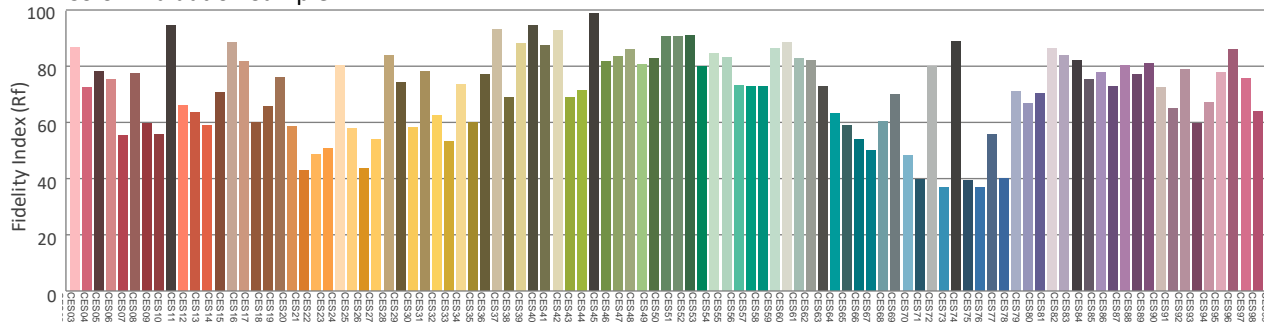
R<sub>f</sub> by Hue



Local Chroma Shift by Hue



Color Evaluation Sample





# Photometric & Chromaticity Report

Maverick Storm 1 Flex: Full Flood - Full Power - TV25

## Report Summary

### Measurements

Fixture Output: 23965 lm  
Fixture Peak: 47685 cd  
Fixture Efficacy: n/a lm/W  
Intensity @ 5m: 1907 lux  
Color Temperature: 6691 K  
CRI: 71.4    CRI R9 Value: -27.5  
CQS: 68.7  
TLCI: 47  
TM-30 Rf: 70.8  
TM-30 Rg: 94.5  
Beam Angle (50%): 46.6°  
Field Angle (10%): 51.8°  
Cutoff Angle (3%): 55°

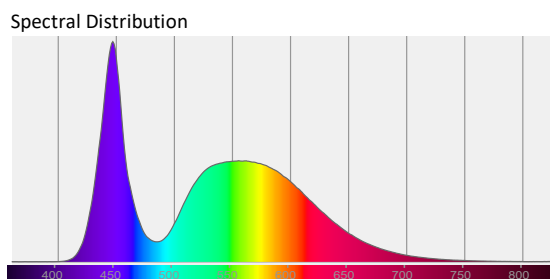
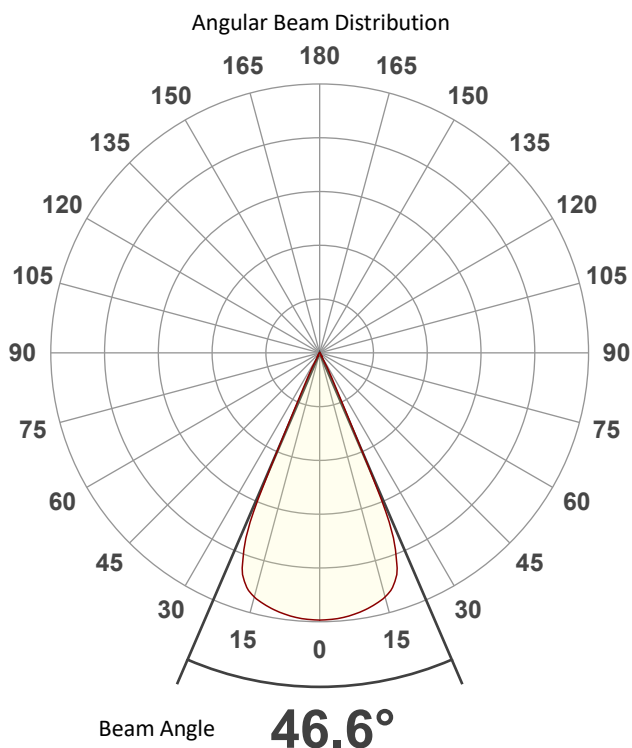


### Conditions

AC Supply: 115 V, 60 Hz  
Power: 0.0 W  
Current: 0.000 A  
Power Factor: n/a

This data sheet conforms to American National Standard E1.9 – 2007 (R2017). All data was measured and calculated by a Viso Systems LabSpion Goniometer at the Chauvet PD Optics Laboratory in Davie, FL on 1/27/2025 to LM-63-2002 Standards.


## Overall Measurement



Tested Color (CIE 1931):

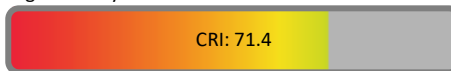
X: 0.311

Y: 0.320



Light Quality

CRI: 71.4



Color Temperature

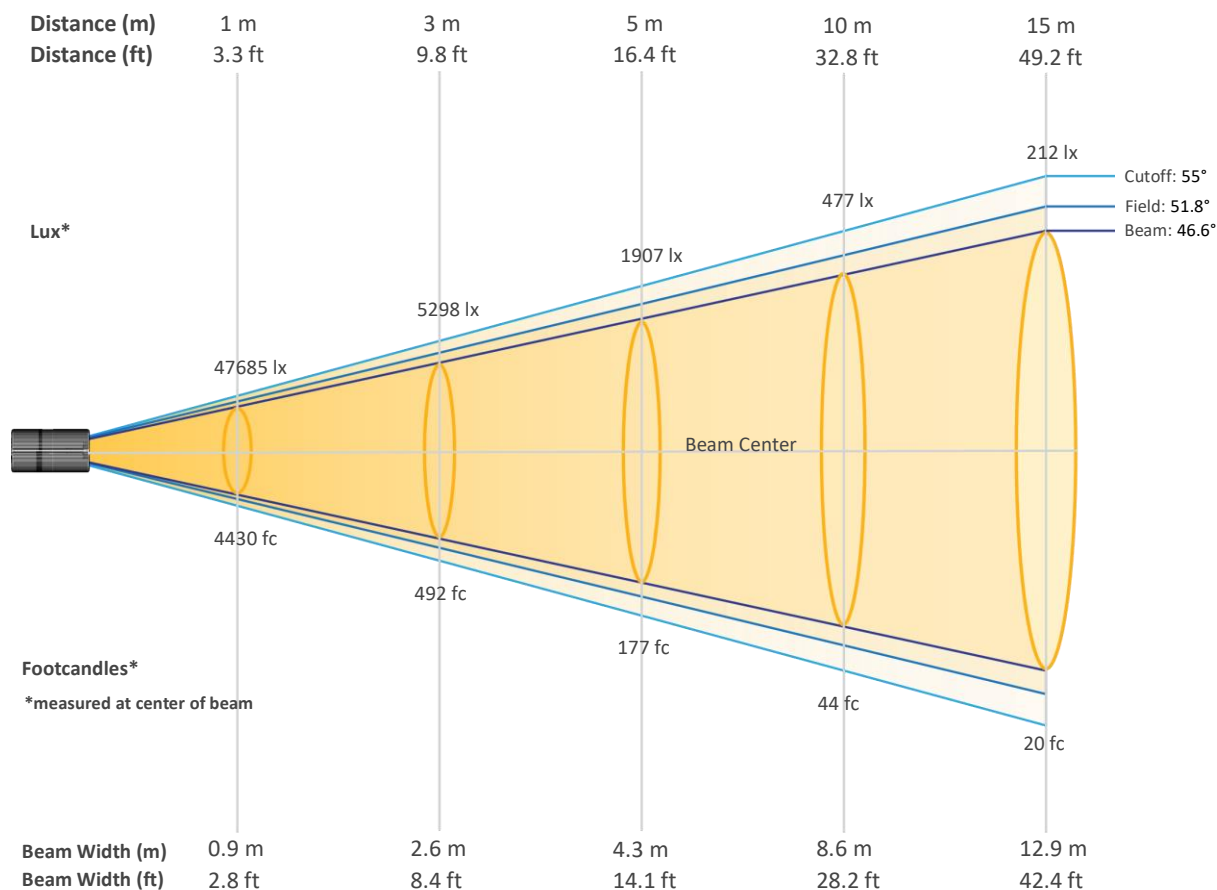
6691 K



# Photometric & Chromaticity Report

Maverick Storm 1 Flex: Full Flood - Full Power - TV25

## Beam Details

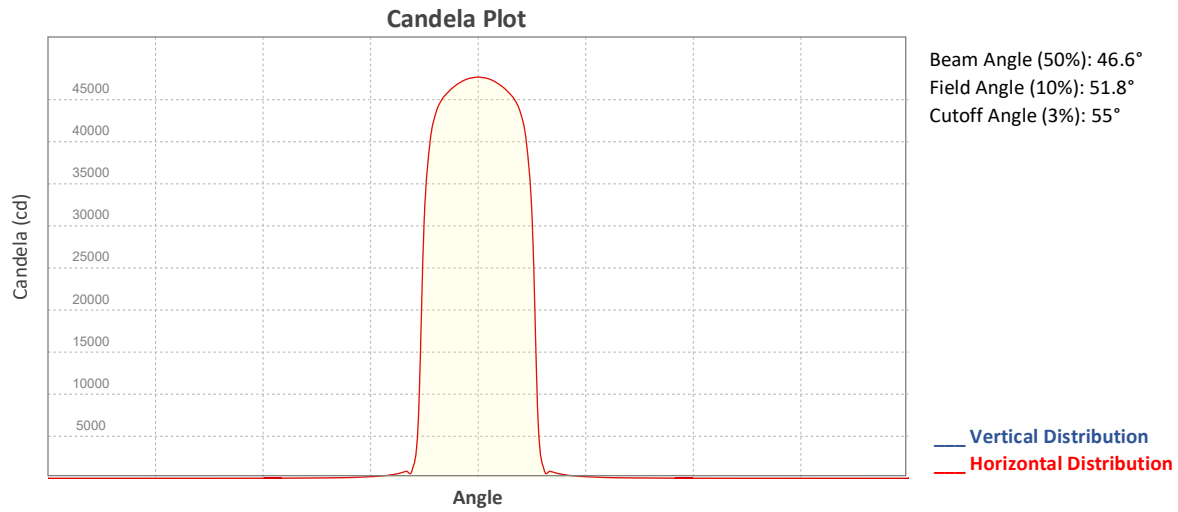


### Beam Intensities from 1-20m (3.3-65.6ft)

Distance	1m	2m	3m	4m	5m	6m	7m	8m	9m	10m
Lux	47685	11921	5298	2980	1907	1325	973	745	589	477
<b>Distance</b>	<b>11m</b>	<b>12m</b>	<b>13m</b>	<b>14m</b>	<b>15m</b>	<b>16m</b>	<b>17m</b>	<b>18m</b>	<b>19m</b>	<b>20m</b>
Lux	394	331	282	243	212	186	165	147	132	119
<b>Distance</b>	<b>3.3ft</b>	<b>6.6ft</b>	<b>9.8ft</b>	<b>13.1ft</b>	<b>16.4ft</b>	<b>19.7ft</b>	<b>23ft</b>	<b>26.2ft</b>	<b>29.5ft</b>	<b>32.8ft</b>
FC	4430	1108	492	277	177	123	90	69	55	44
<b>Distance</b>	<b>36.1ft</b>	<b>39.4ft</b>	<b>42.7ft</b>	<b>45.9ft</b>	<b>49.2ft</b>	<b>52.5ft</b>	<b>55.8ft</b>	<b>59.1ft</b>	<b>62.3ft</b>	<b>65.6ft</b>
FC	37	31	26	23	20	17	15	14	12	11

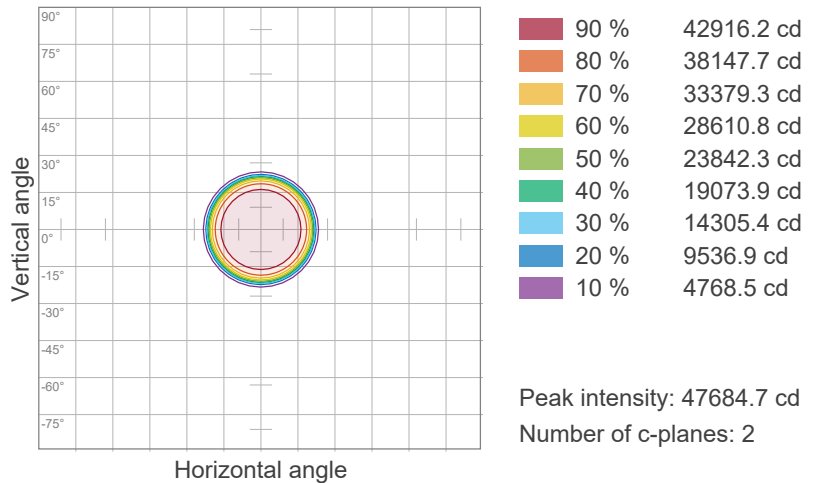
# Photometric & Chromaticity Report

Maverick Storm 1 Flex: Full Flood - Full Power - TV25

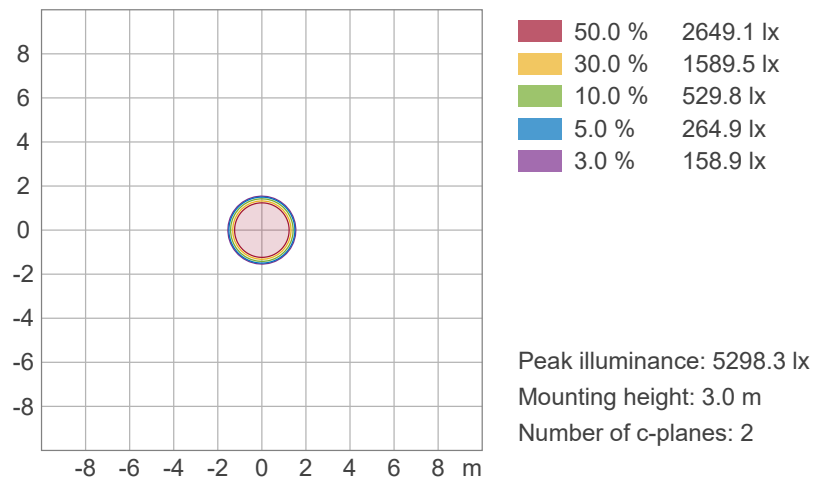


## ISO Diagrams

### ISO Candela Diagram



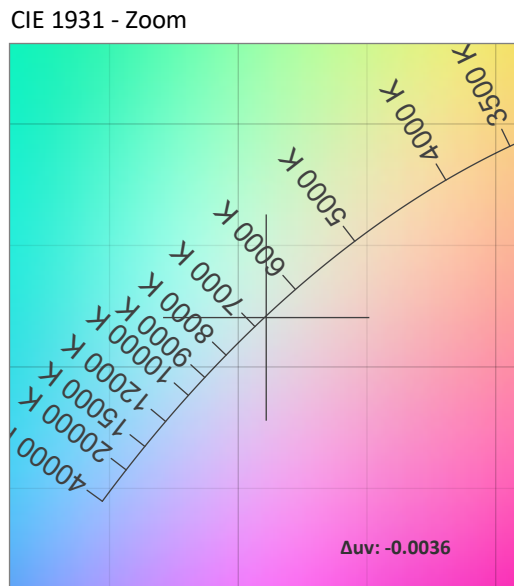
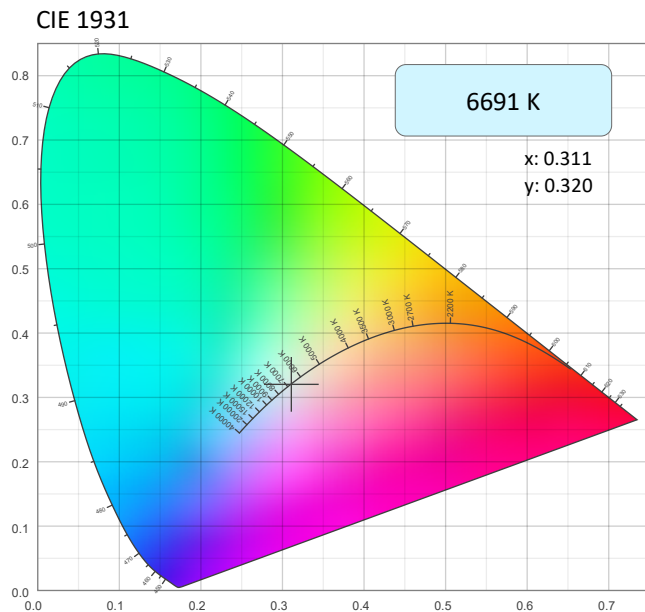
### ISO Lux Diagram



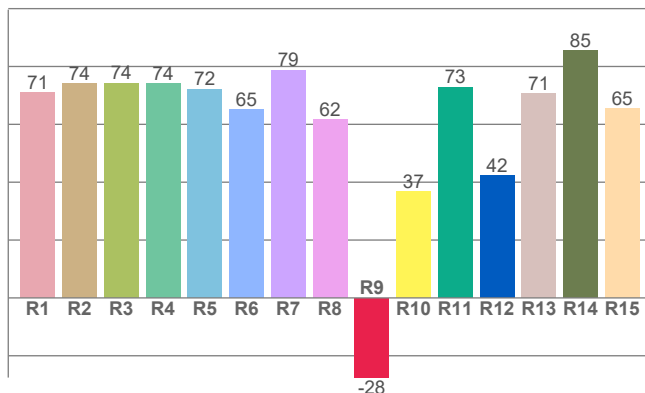
# Photometric & Chromaticity Report

Maverick Storm 1 Flex: Full Flood - Full Power - TV25

## Chromaticity



CRI: 71.4 (R1-R8)

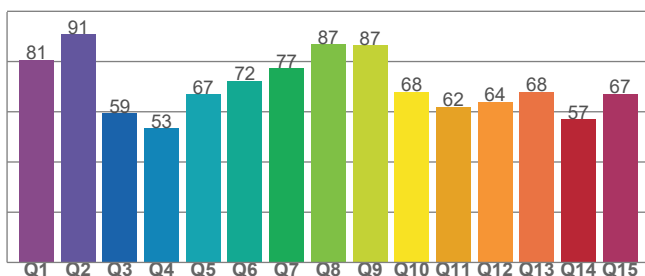


Color Parameters

Color Temperature	Color Coordinate CIE 1931	Color Coordinate CIE 1931
CCT	x	y
6691 K	0.311	0.320

Color Deviation from Black Body Curve	Color Coordinate CIE 1964	Color Coordinate CIE 1964
Δuv	y	u
-0.0036	0.320	0.200

CQS: 68.7



Color Rendering Index	Red Component	Color Quality Scale
CRI	CRI - R9	CQS
71.4	-27.5	68.7

Television Lighting Consistency Index	Color Fidelity	Color Gamut
TLCI	TM30 - Rf	TM30 Rg
47	70.8	94.5

# Photometric & Chromaticity Report

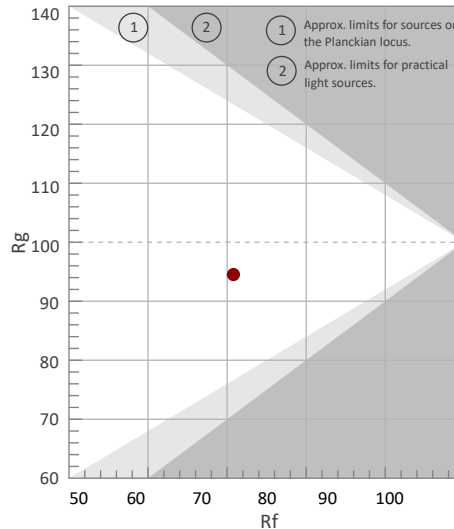
Maverick Storm 1 Flex: Full Flood - Full Power - TV25

## TM-30 Details

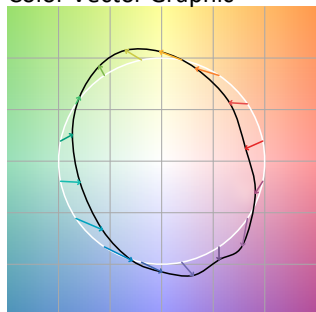
**Rf 70.8**  
Fidelity Index (Rg)

**Rg 94.5**  
Gammut Index (Rg)

Hue Bin	Graphic shifts (%)		
	R <sub>f</sub>	Chroma	Hue
1	67	-18%	-4%
2	69	-14%	11%
3	64	-7%	22%
4	64	4%	22%
5	72	12%	13%
6	84	10%	-1%
7	88	1%	-7%
8	78	-10%	-8%
9	78	-18%	5%
10	60	-15%	23%
11	47	-4%	30%
12	68	5%	21%
13	78	15%	8%
14	78	10%	-7%
15	70	11%	-25%
16	77	-5%	-13%



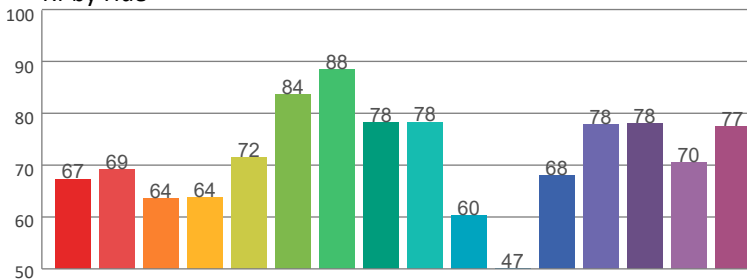
Color Vector Graphic



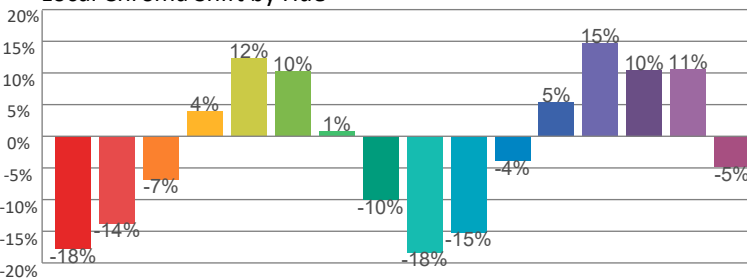
Color Distortion Graphic



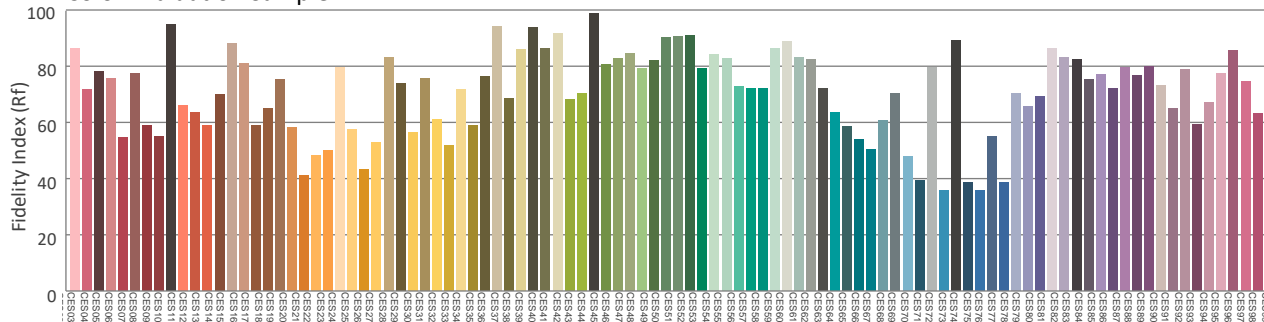
Rf by Hue



Local Chroma Shift by Hue



Color Evaluation Sample



# Photometric & Chromaticity Report

Maverick Storm 1 Flex: Full Flood - Full Power - TV35

## Report Summary

### Measurements

Fixture Output: 17404 lm  
Fixture Peak: 34918 cd  
Fixture Efficacy: n/a lm/W  
Intensity @ 5m: 1397 lux  
Color Temperature: 6652 K  
CRI: 71.1    CRI R9 Value: -28.7  
CQS: 68.6  
TLCI: 47  
TM-30 Rf: 70.6  
TM-30 Rg: 94.6  
Beam Angle (50%): 46.4°  
Field Angle (10%): 50.8°  
Cutoff Angle (3%): 55.6°

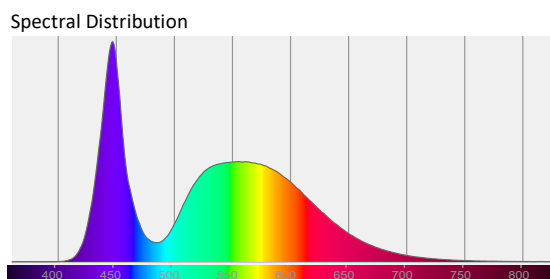
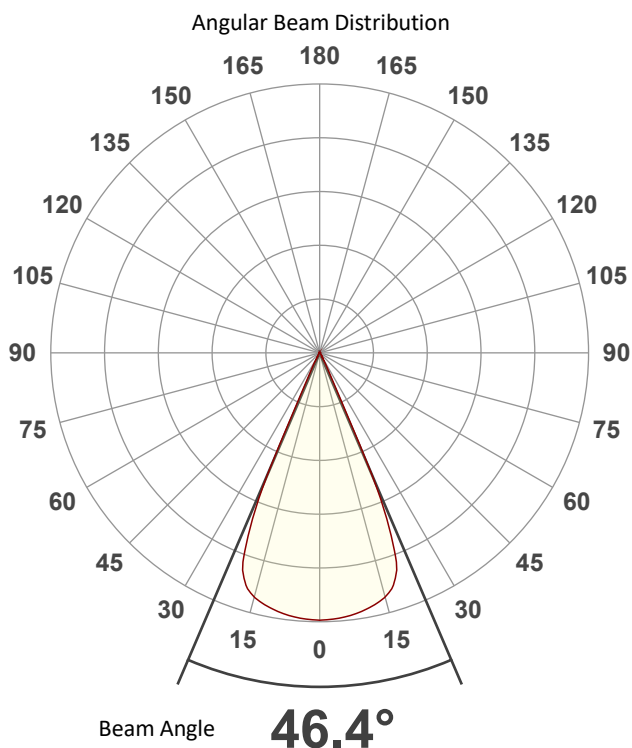


### Conditions

AC Supply: 116 V, 60 Hz  
Power: 0.0 W  
Current: 0.000 A  
Power Factor: n/a

This data sheet conforms to American National Standard E1.9 – 2007 (R2017). All data was measured and calculated by a Viso Systems LabSpion Goniometer at the Chauvet PD Optics Laboratory in Davie, FL on 1/27/2025 to LM-63-2002 Standards.


## Overall Measurement



Tested Color (CIE 1931):

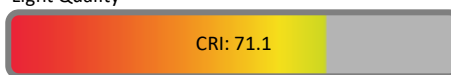
X: 0.311

Y: 0.321



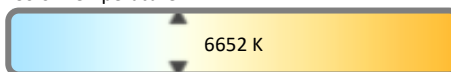
Light Quality

CRI: 71.1



Color Temperature

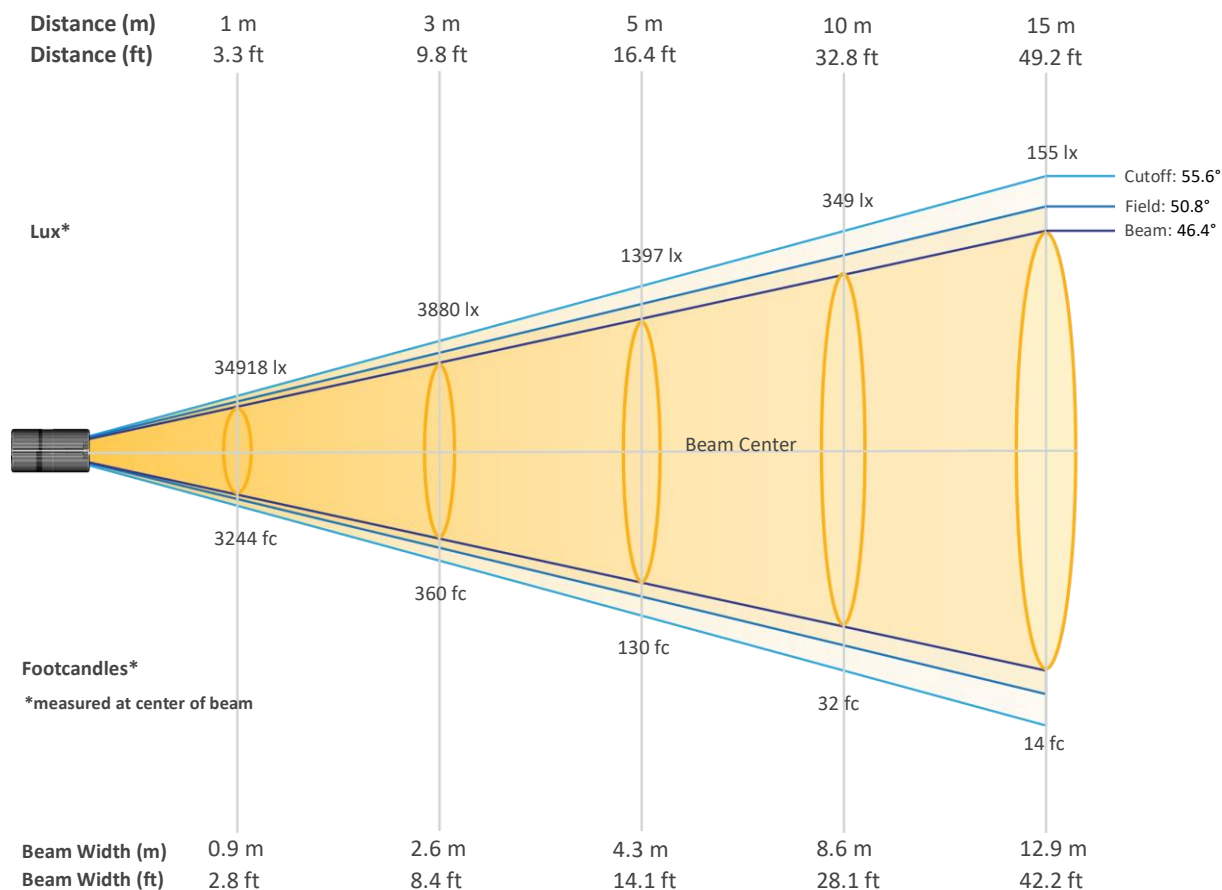
6652 K



# Photometric & Chromaticity Report

Maverick Storm 1 Flex: Full Flood - Full Power - TV35

## Beam Details

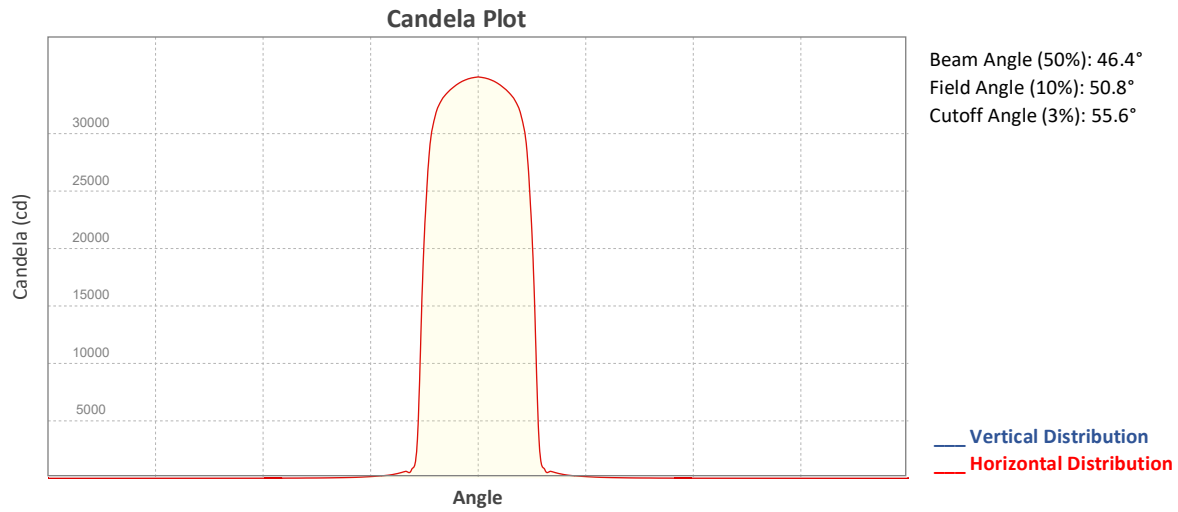


### Beam Intensities from 1-20m (3.3-65.6ft)

Distance	1m	2m	3m	4m	5m	6m	7m	8m	9m	10m
Lux	34918	8730	3880	2182	1397	970	713	546	431	349
<b>Distance</b>	<b>11m</b>	<b>12m</b>	<b>13m</b>	<b>14m</b>	<b>15m</b>	<b>16m</b>	<b>17m</b>	<b>18m</b>	<b>19m</b>	<b>20m</b>
Lux	289	242	207	178	155	136	121	108	97	87
<b>Distance</b>	<b>3.3ft</b>	<b>6.6ft</b>	<b>9.8ft</b>	<b>13.1ft</b>	<b>16.4ft</b>	<b>19.7ft</b>	<b>23ft</b>	<b>26.2ft</b>	<b>29.5ft</b>	<b>32.8ft</b>
FC	3244	811	360	203	130	90	66	51	40	32
<b>Distance</b>	<b>36.1ft</b>	<b>39.4ft</b>	<b>42.7ft</b>	<b>45.9ft</b>	<b>49.2ft</b>	<b>52.5ft</b>	<b>55.8ft</b>	<b>59.1ft</b>	<b>62.3ft</b>	<b>65.6ft</b>
FC	27	23	19	17	14	13	11	10	9	8

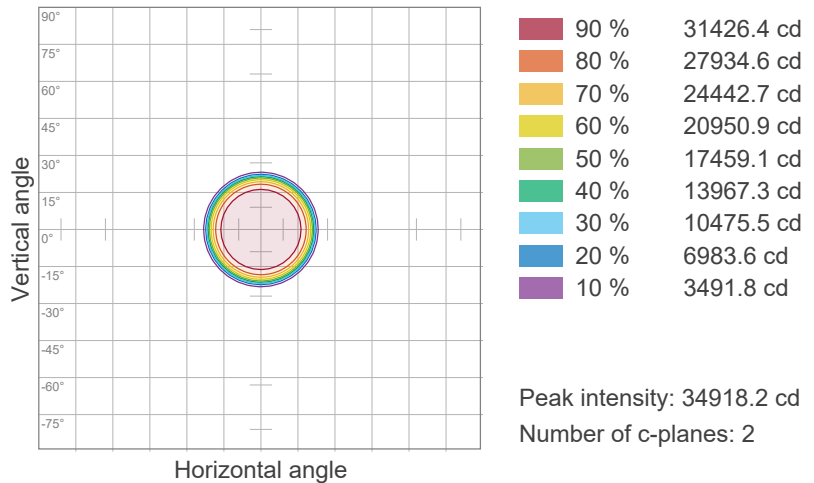
# Photometric & Chromaticity Report

Maverick Storm 1 Flex: Full Flood - Full Power - TV35

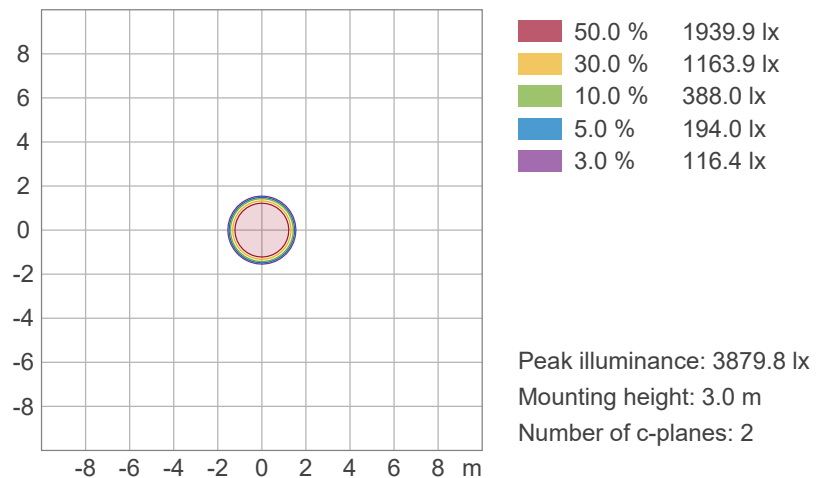


## ISO Diagrams

### ISO Candela Diagram



### ISO Lux Diagram

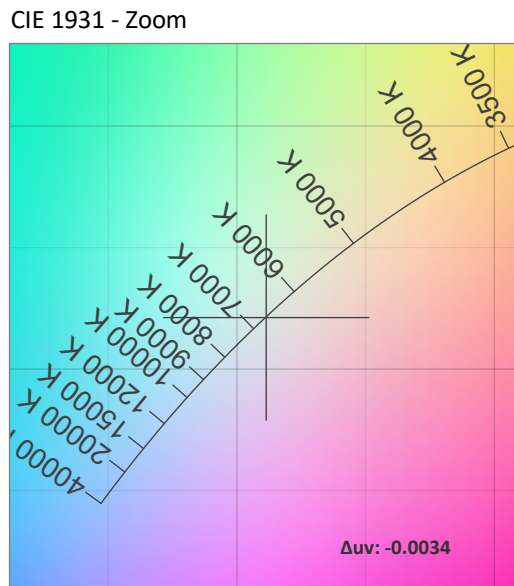
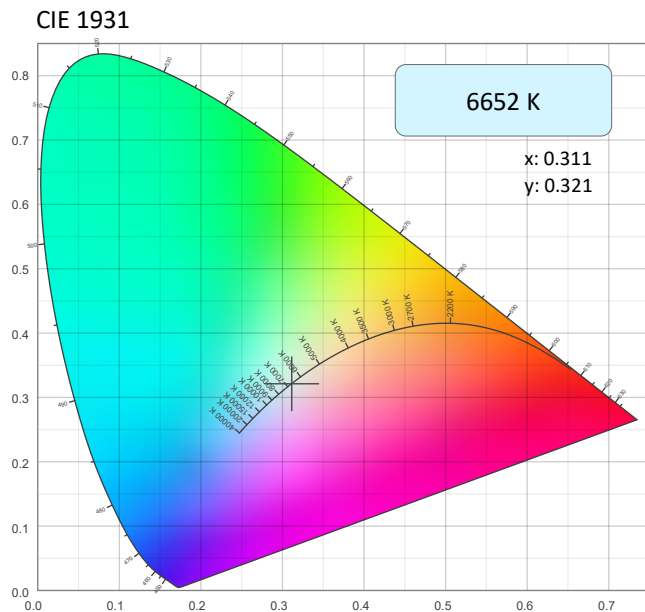




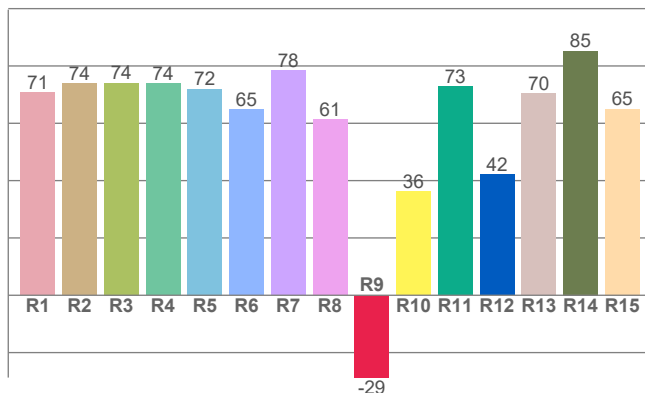
# Photometric & Chromaticity Report

Maverick Storm 1 Flex: Full Flood - Full Power - TV35

## Chromaticity



CRI: 71.1 (R1-R8)

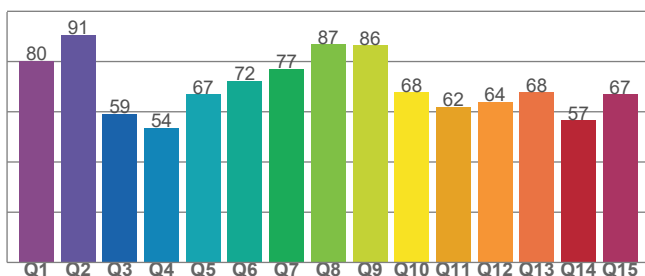


Color Parameters

Color Temperature	Color Coordinate CIE 1931	Color Coordinate CIE 1931
CCT	x	y
6652 K	0.311	0.321

Color Deviation from Black Body Curve	Color Coordinate CIE 1964	Color Coordinate CIE 1964
$\Delta uv$	y	u
-0.0034	0.321	0.200

CQS: 68.6



Color Rendering Index	Red Component	Color Quality Scale
CRI	CRI - R9	CQS
71.1	-28.7	68.6

Television Lighting Consistency Index	Color Fidelity	Color Gamut
TLCI	TM30 - Rf	TM30 Rg
47	70.6	94.6

# Photometric & Chromaticity Report

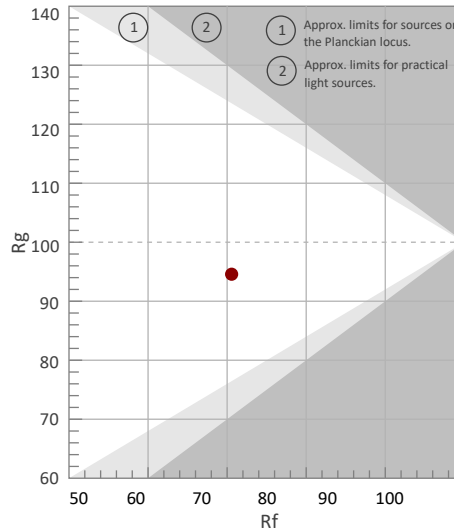
Maverick Storm 1 Flex: Full Flood - Full Power - TV35

## TM-30 Details

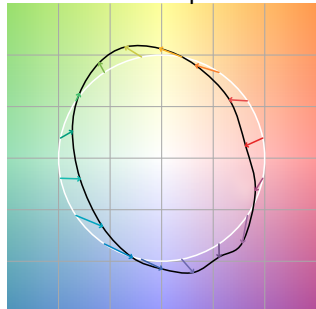
**Rf 70.6**  
Fidelity Index (Rg)

**Rg 94.6**  
Gammut Index (Rg)


Hue Bin	Graphic shifts (%)		
	R <sub>f</sub>	Chroma	Hue
1	67	-18%	-4%
2	69	-14%	11%
3	63	-7%	23%
4	63	4%	22%
5	71	13%	14%
6	83	11%	-1%
7	88	1%	-8%
8	78	-10%	-9%
9	78	-18%	4%
10	60	-15%	23%
11	47	-4%	30%
12	68	5%	21%
13	78	15%	8%
14	78	11%	-7%
15	70	11%	-25%
16	77	-5%	-13%



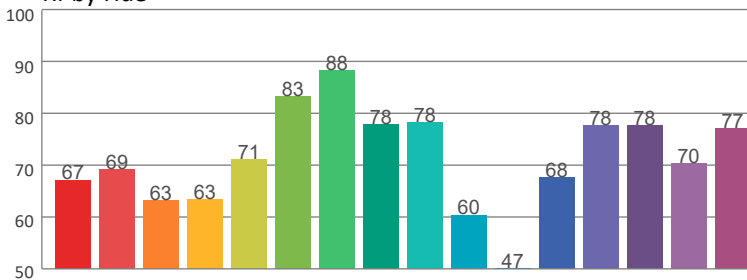
Color Vector Graphic



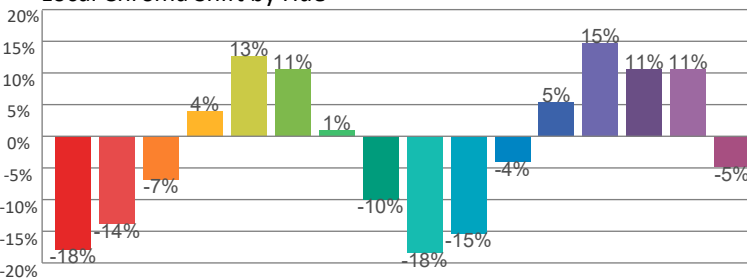
Color Distortion Graphic



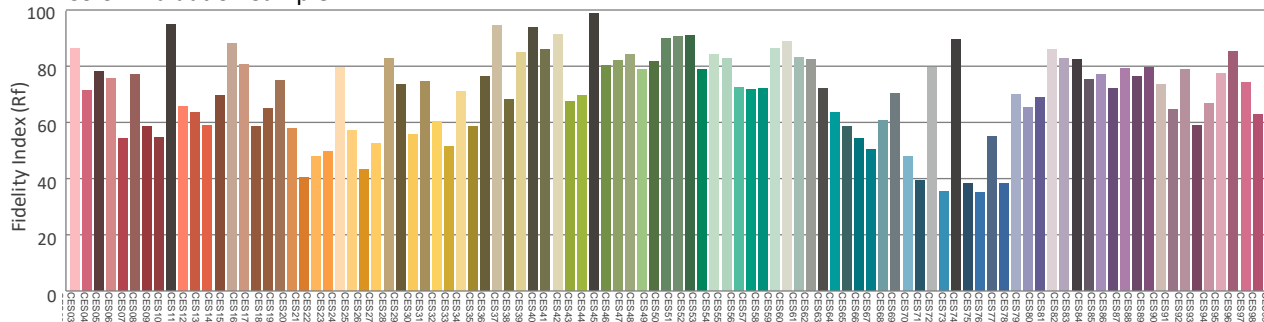
Rf by Hue



Local Chroma Shift by Hue



Color Evaluation Sample



# Photometric & Chromaticity Report

Maverick Storm 1 Flex: Full Spot - Full Power

## Report Summary

### Measurements

Fixture Output: 11026 lm  
Fixture Peak: 3867431 cd  
Fixture Efficacy: n/a lm/W  
Intensity @ 5m: 154697 lux  
Color Temperature: 6642 K  
CRI: 72.2    CRI R9 Value: -24.8  
CQS: 69.1  
TLCI: 49  
TM-30 Rf: 71.6  
TM-30 Rg: 94.5  
Beam Angle (50%): 3.1°  
Field Angle (10%): 4.1°  
Cutoff Angle (3%): 4.5°

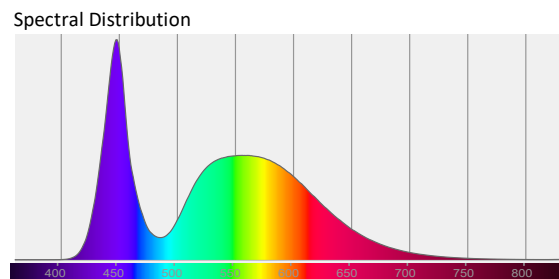
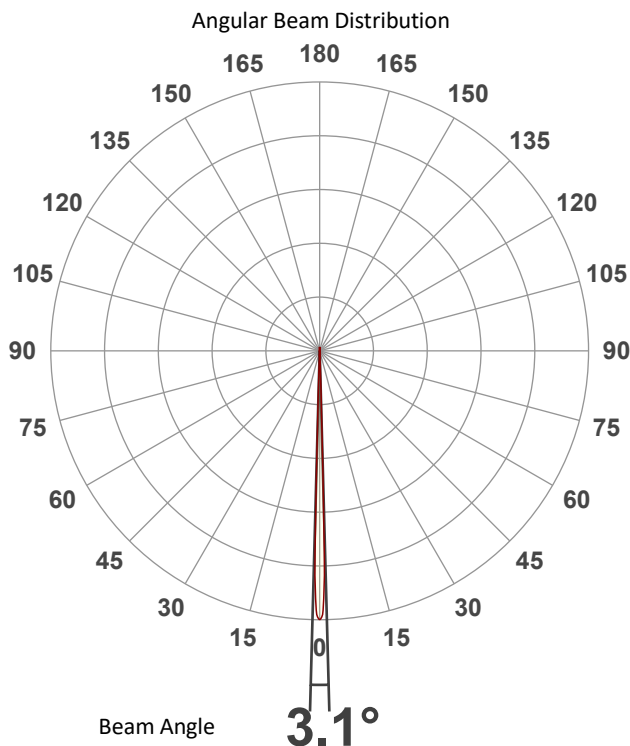


### Conditions

AC Supply: 114 V, 60 Hz  
Power: 0.0 W  
Current: 0.000 A  
Power Factor: n/a

This data sheet conforms to American National Standard E1.9 – 2007 (R2017). All data was measured and calculated by a Viso Systems LabSpion Goniometer at the Chauvet PD Optics Laboratory in Davie, FL on 1/27/2025 to LM-63-2002 Standards.

## Overall Measurement



Tested Color (CIE 1931):  
X: 0.312  
Y: 0.321

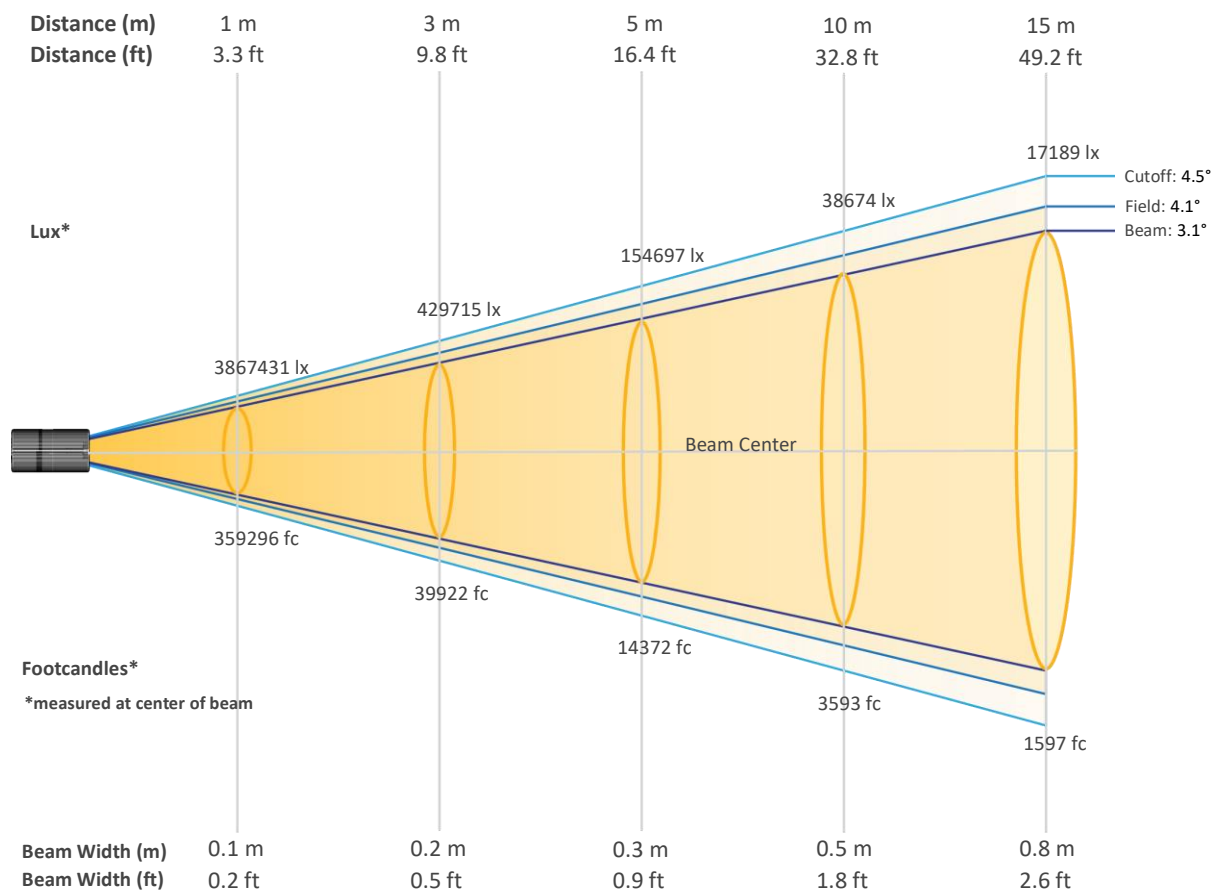
Light Quality  
CRI: 72.2

Color Temperature  
6642 K

# Photometric & Chromaticity Report

Maverick Storm 1 Flex: Full Spot - Full Power

## Beam Details

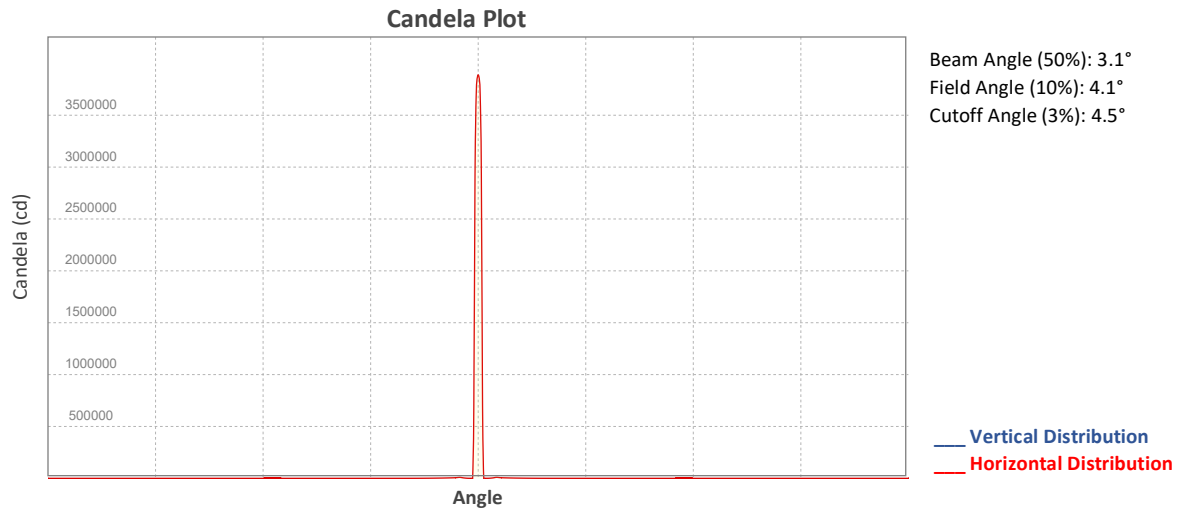


### Beam Intensities from 1-20m (3.3-65.6ft)

Distance	1m	2m	3m	4m	5m	6m	7m	8m	9m	10m
Lux	38674 31	966858	429715	241714	154697	107429	78927	60429	47746	38674
Distance	11m	12m	13m	14m	15m	16m	17m	18m	19m	20m
Lux	31962	26857	22884	19732	17189	15107	13382	11937	10713	9669
Distance	3.3ft	6.6ft	9.8ft	13.1ft	16.4ft	19.7ft	23ft	26.2ft	29.5ft	32.8ft
FC	35929 6	89824	39922	22456	14372	9980	7333	5614	4436	3593
Distance	36.1ft	39.4ft	42.7ft	45.9ft	49.2ft	52.5ft	55.8ft	59.1ft	62.3ft	65.6ft
FC	2969	2495	2126	1833	1597	1404	1243	1109	995	898

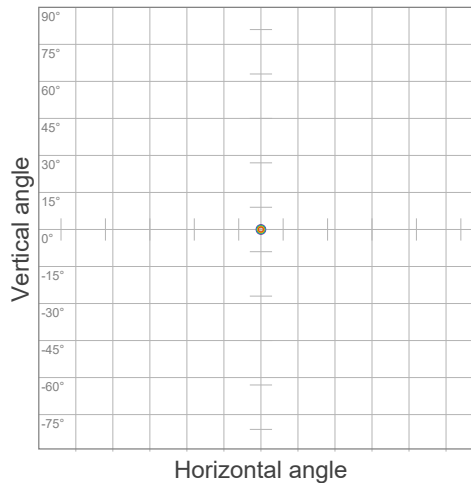
# Photometric & Chromaticity Report

Maverick Storm 1 Flex: Full Spot - Full Power



## ISO Diagrams

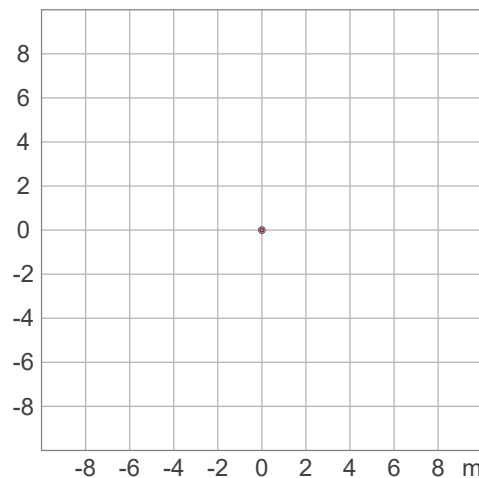
### ISO Candela Diagram



90 %	3480688.0 cd
80 %	3093945.0 cd
70 %	2707202.0 cd
60 %	2320459.0 cd
50 %	1933716.0 cd
40 %	1546972.0 cd
30 %	1160229.0 cd
20 %	773486.2 cd
10 %	386743.1 cd

Peak intensity: 3867431.0 cd  
 Number of c-planes: 2

### ISO Lux Diagram



50.0 %	214857.3 lx
30.0 %	128914.4 lx
10.0 %	42971.5 lx
5.0 %	21485.7 lx
3.0 %	12891.4 lx

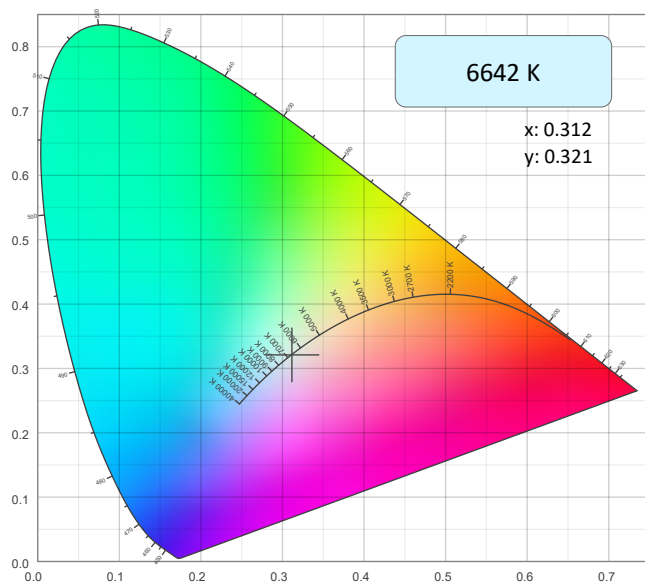
Peak illuminance: 429714.6 lx  
 Mounting height: 3.0 m  
 Number of c-planes: 2

# Photometric & Chromaticity Report

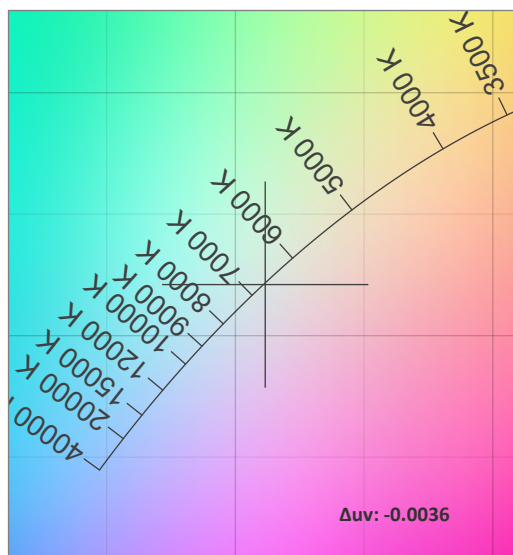
Maverick Storm 1 Flex: Full Spot - Full Power

## Chromaticity

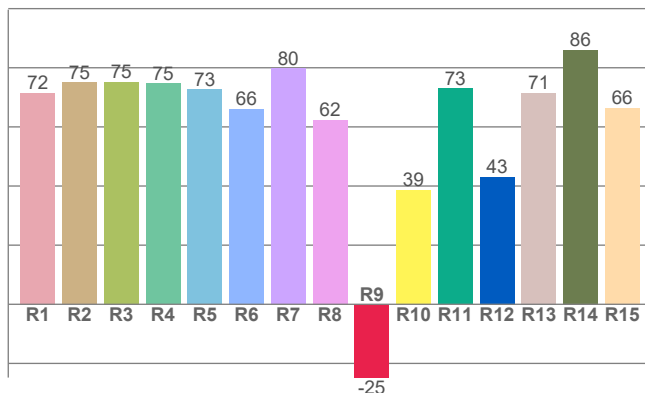
CIE 1931



CIE 1931 - Zoom



CRI: 72.2 (R1-R8)

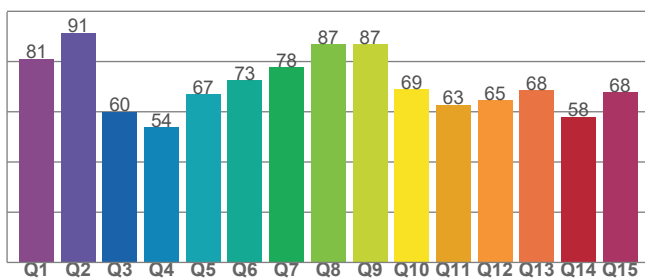


Color Parameters

Color Temperature	Color Coordinate CIE 1931	Color Coordinate CIE 1931
CCT	x	y
6642 K	0.312	0.321

Color Deviation from Black Body Curve	Color Coordinate CIE 1964	Color Coordinate CIE 1964
$\Delta uv$	y	u
-0.0036	0.321	0.200

CQS: 69.1



Color Rendering Index	Red Component	Color Quality Scale
CRI	CRI - R9	CQS
72.2	-24.8	69.1

Television Lighting Consistency Index	Color Fidelity	Color Gamut
TLCI	TM30 - Rf	TM30 Rg
49	71.6	94.5

# Photometric & Chromaticity Report

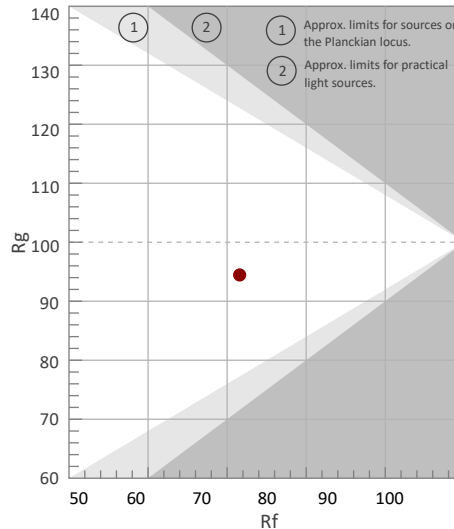
Maverick Storm 1 Flex: Full Spot - Full Power

## TM-30 Details

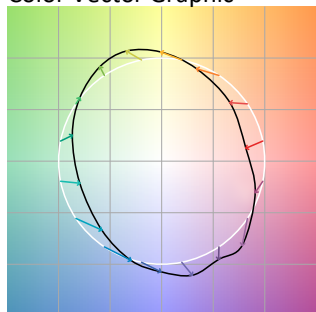
**Rf 71.6**  
Fidelity Index (Rg)

**Rg 94.5**  
Gammut Index (Rg)

Hue Bin	Graphic shifts (%)		
	R <sub>f</sub>	Chroma	Hue
1	68	-17%	-4%
2	70	-13%	10%
3	65	-7%	22%
4	65	4%	21%
5	73	11%	13%
6	85	9%	-1%
7	89	0%	-7%
8	79	-10%	-8%
9	79	-18%	5%
10	61	-15%	23%
11	49	-3%	29%
12	69	5%	20%
13	79	14%	8%
14	79	10%	-7%
15	71	10%	-25%
16	78	-5%	-12%



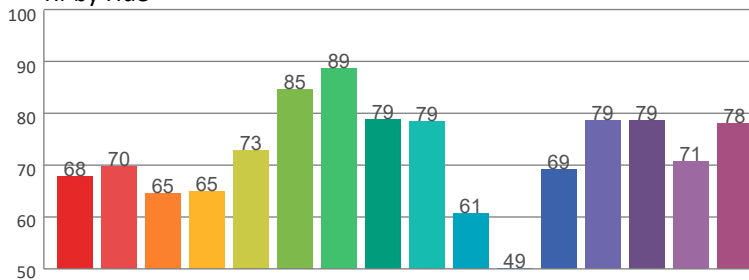
Color Vector Graphic



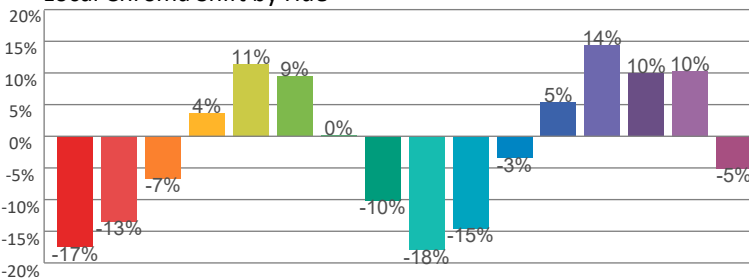
Color Distortion Graphic



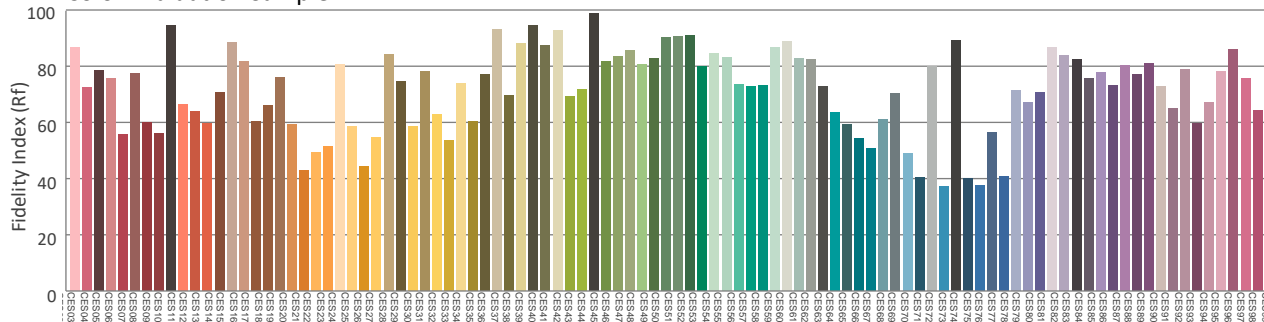
R<sub>f</sub> by Hue



Local Chroma Shift by Hue



Color Evaluation Sample



# Photometric & Chromaticity Report

Maverick Storm 1 Flex: Full Spot - Full Power - Auto

## Report Summary

### Measurements

Fixture Output: 9711 lm  
Fixture Peak: 3871943 cd  
Fixture Efficacy: n/a lm/W  
Intensity @ 5m: 154878 lux  
Color Temperature: 6680 K  
CRI: 72.3    CRI R9 Value: -24.1  
CQS: 69.2  
TLCI: 49  
TM-30 Rf: 71.7  
TM-30 Rg: 94.4  
Beam Angle (50%): 2.9°  
Field Angle (10%): 3.6°  
Cutoff Angle (3%): 3.7°

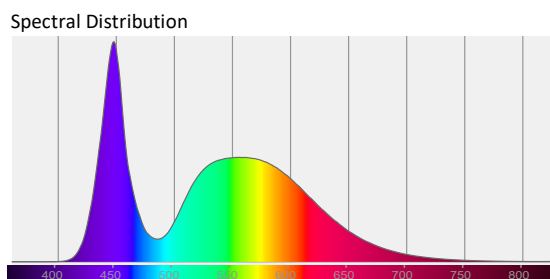
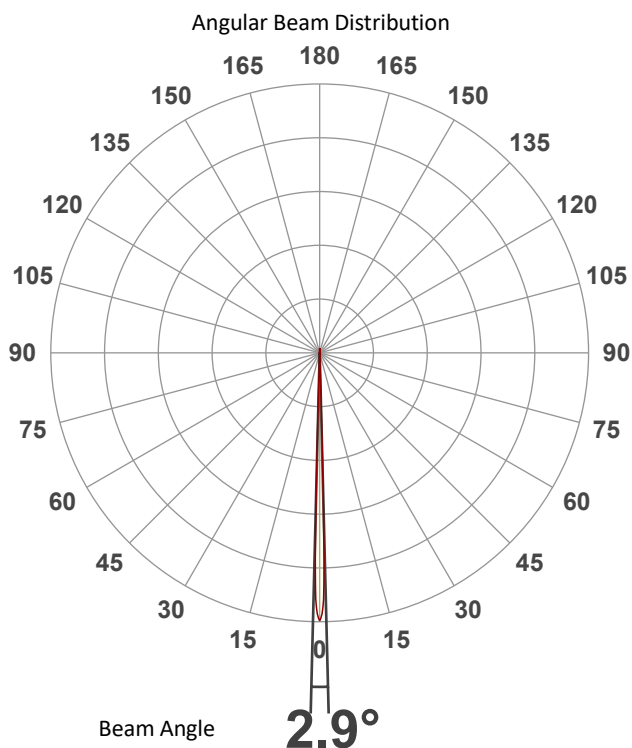


### Conditions

AC Supply: 114 V, 60 Hz  
Power: 0.0 W  
Current: 0.000 A  
Power Factor: n/a

This data sheet conforms to American National Standard E1.9 – 2007 (R2017). All data was measured and calculated by a Viso Systems LabSpion Goniometer at the Chauvet PD Optics Laboratory in Davie, FL on 1/27/2025 to LM-63-2002 Standards.


## Overall Measurement



Tested Color (CIE 1931):

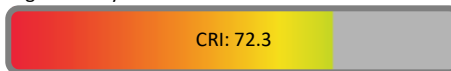
X: 0.311

Y: 0.320



Light Quality

CRI: 72.3



Color Temperature

6680 K

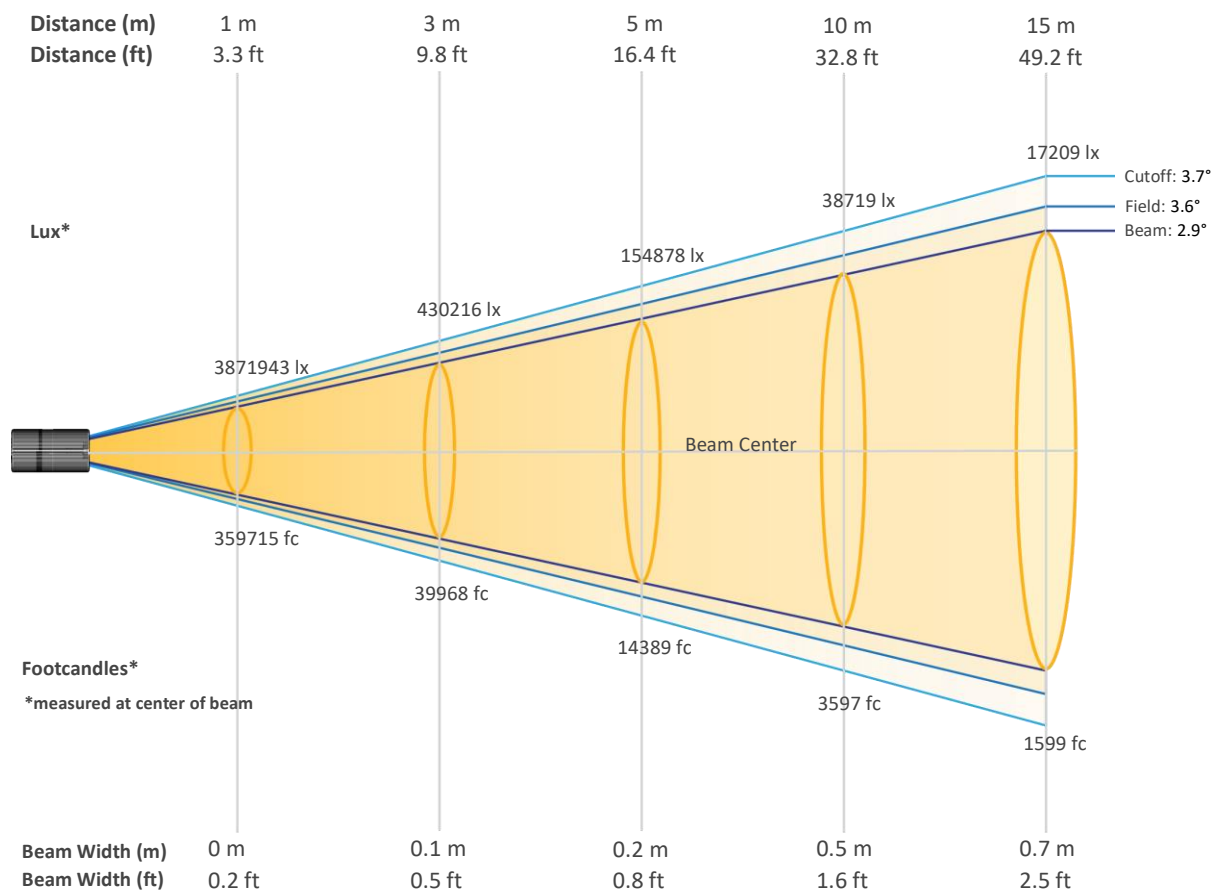




# Photometric & Chromaticity Report

Maverick Storm 1 Flex: Full Spot - Full Power - Auto

## Beam Details

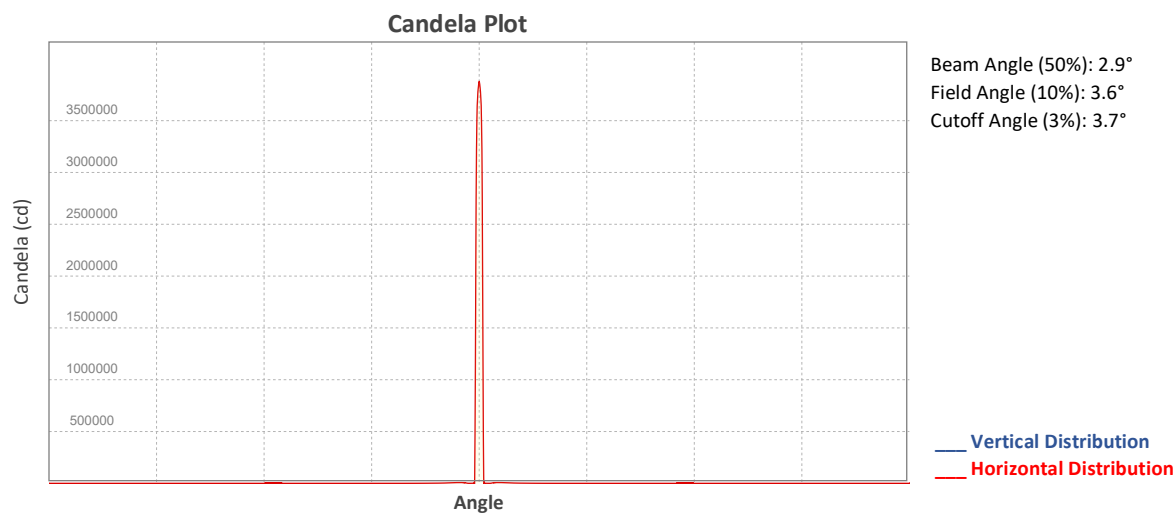


### Beam Intensities from 1-20m (3.3-65.6ft)

Distance	1m	2m	3m	4m	5m	6m	7m	8m	9m	10m
Lux	3871943	967986	430216	241996	154878	107554	79019	60499	47802	38719
Distance	11m	12m	13m	14m	15m	16m	17m	18m	19m	20m
Lux	32000	26888	22911	19755	17209	15125	13398	11950	10726	9680
Distance	3.3ft	6.6ft	9.8ft	13.1ft	16.4ft	19.7ft	23ft	26.2ft	29.5ft	32.8ft
FC	359715	89929	39968	22482	14389	9992	7341	5621	4441	3597
Distance	36.1ft	39.4ft	42.7ft	45.9ft	49.2ft	52.5ft	55.8ft	59.1ft	62.3ft	65.6ft
FC	2973	2498	2128	1835	1599	1405	1245	1110	996	899

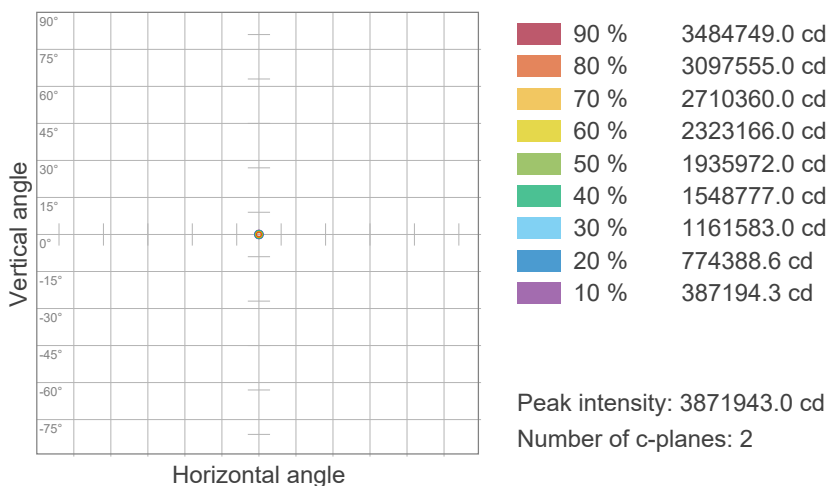
# Photometric & Chromaticity Report

Maverick Storm 1 Flex: Full Spot - Full Power - Auto

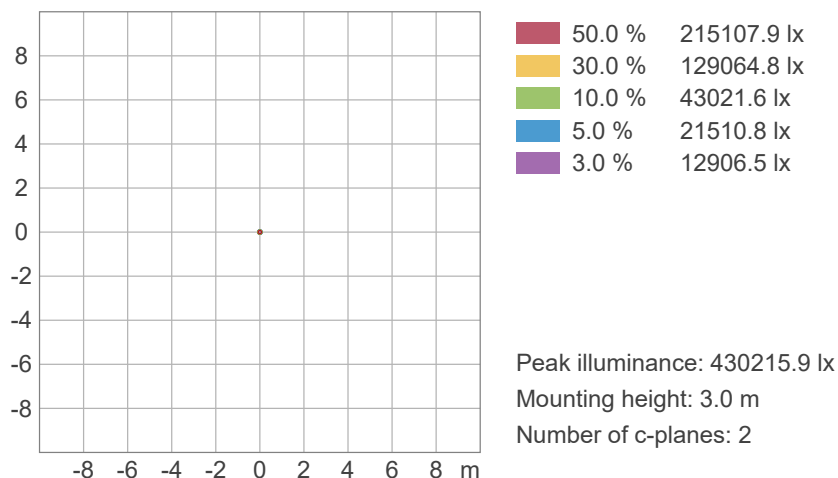


## ISO Diagrams

### ISO Candela Diagram



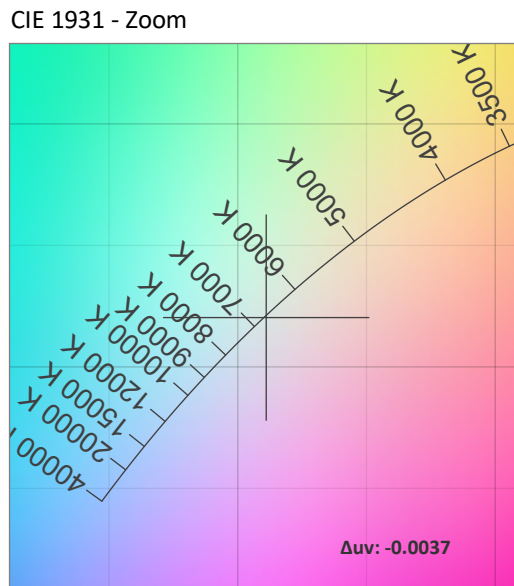
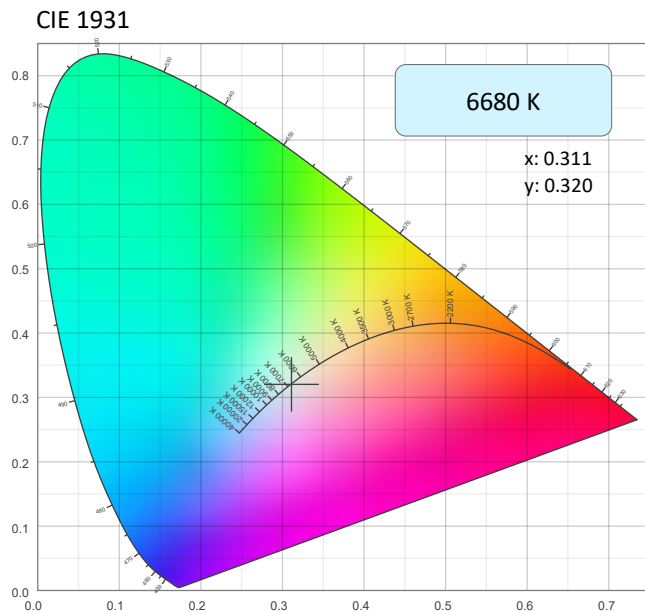
### ISO Lux Diagram



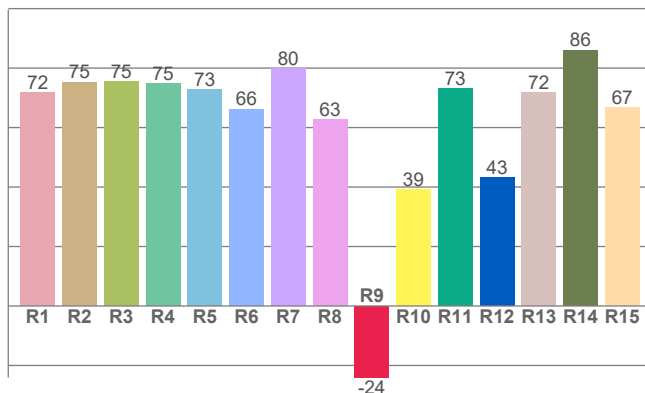
# Photometric & Chromaticity Report

Maverick Storm 1 Flex: Full Spot - Full Power - Auto

## Chromaticity



CRI: 72.3 (R1-R8)

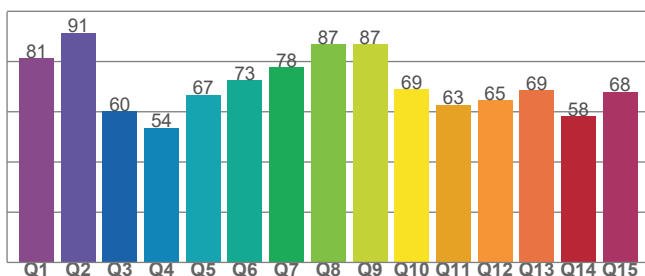


Color Parameters

Color Temperature	Color Coordinate CIE 1931	Color Coordinate CIE 1931
CCT	x	y
6680 K	0.311	0.320

Color Deviation from Black Body Curve	Color Coordinate CIE 1964	Color Coordinate CIE 1964
Δuv	y	u
-0.0037	0.320	0.200

CQS: 69.2



Color Rendering Index	Red Component	Color Quality Scale
CRI	CRI - R9	CQS
72.3	-24.1	69.2

Television Lighting Consistency Index	Color Fidelity	Color Gamut
TLCI	TM30 - Rf	TM30 Rg
49	71.7	94.4

# Photometric & Chromaticity Report

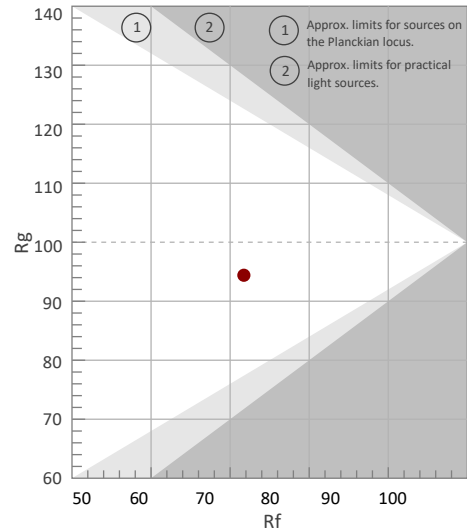
Maverick Storm 1 Flex: Full Spot - Full Power - Auto

## TM-30 Details

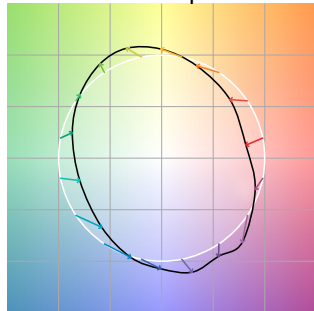
**Rf 71.7**  
Fidelity Index  
(Rg)

**Rg 94.4**  
Gammut Index (Rg)

Hue Bin	Graphic shifts (%)		
	R <sub>f</sub>	Chroma	Hue
1	68	-17%	-4%
2	70	-13%	10%
3	65	-7%	21%
4	65	4%	21%
5	73	11%	13%
6	85	9%	-1%
7	89	0%	-7%
8	79	-10%	-7%
9	79	-18%	6%
10	61	-14%	23%
11	49	-3%	29%
12	69	5%	20%
13	79	14%	8%
14	79	10%	-7%
15	71	10%	-25%
16	78	-5%	-12%



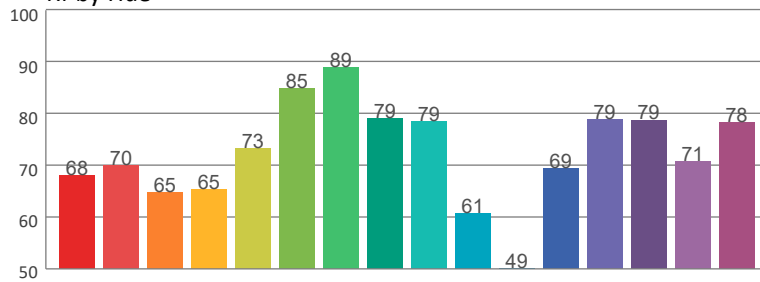
Color Vector Graphic



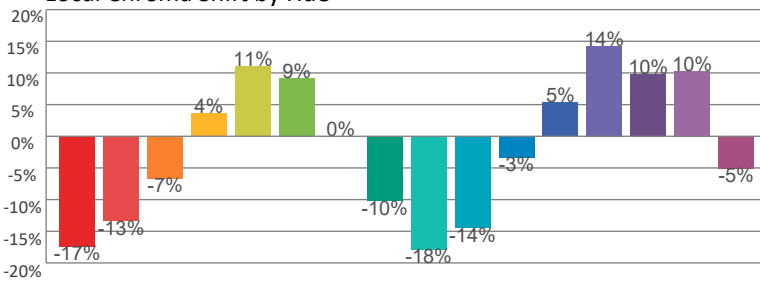
Color Distortion Graphic



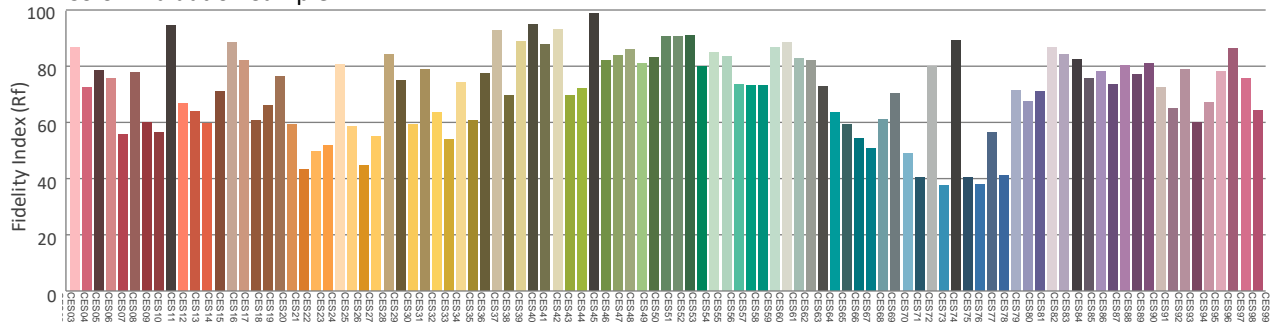
R<sub>f</sub> by Hue



Local Chroma Shift by Hue



Color Evaluation Sample



# Photometric & Chromaticity Report

Maverick Storm 1 Flex: Full Spot - Full Power - ECO

## Report Summary

### Measurements

Fixture Output: 9743 lm  
Fixture Peak: 3857224 cd  
Fixture Efficacy: n/a lm/W  
Intensity @ 5m: 154289 lux  
Color Temperature: 6656 K  
CRI: 72.3    CRI R9 Value: -24.2  
CQS: 69.2  
TLCI: 49  
TM-30 Rf: 71.7  
TM-30 Rg: 94.4  
Beam Angle (50%): 2.9°  
Field Angle (10%): 3.6°  
Cutoff Angle (3%): 3.9°

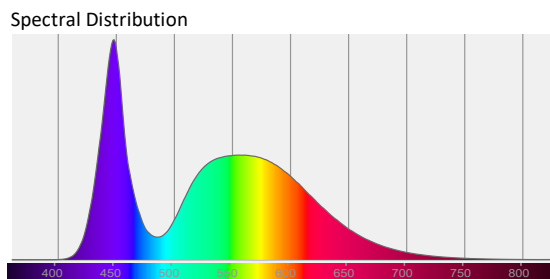
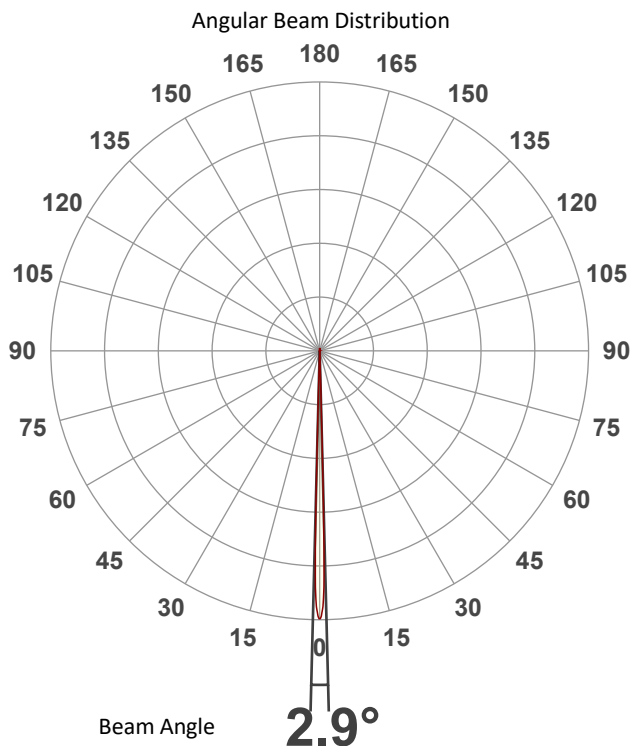


### Conditions

AC Supply: 114 V, 60 Hz  
Power: 0.0 W  
Current: 0.000 A  
Power Factor: n/a

This data sheet conforms to American National Standard E1.9 – 2007 (R2017). All data was measured and calculated by a Viso Systems LabSpion Goniometer at the Chauvet PD Optics Laboratory in Davie, FL on 1/27/2025 to LM-63-2002 Standards.

## Overall Measurement



Tested Color (CIE 1931):  
X: 0.311  
Y: 0.321

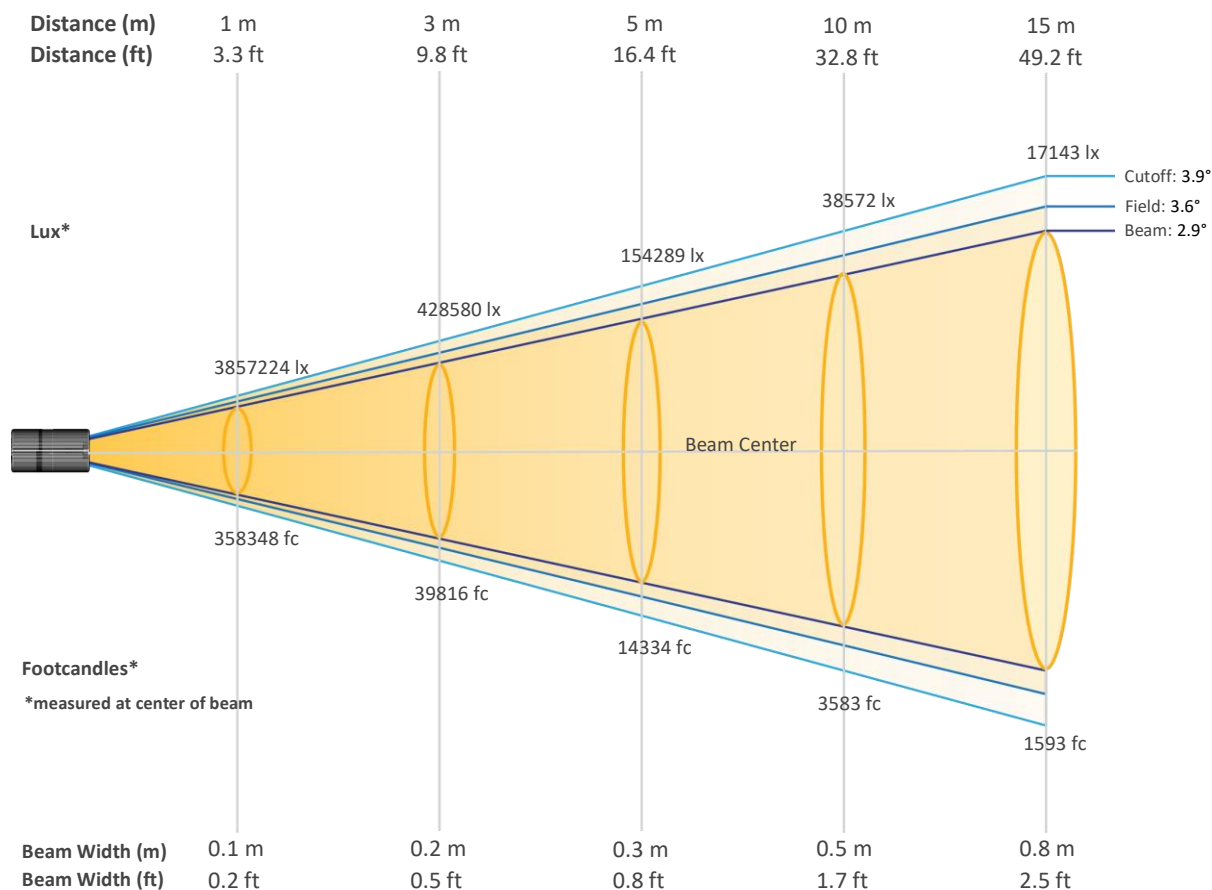
Light Quality  
CRI: 72.3

Color Temperature  
6656 K

# Photometric & Chromaticity Report

Maverick Storm 1 Flex: Full Spot - Full Power - ECO

## Beam Details

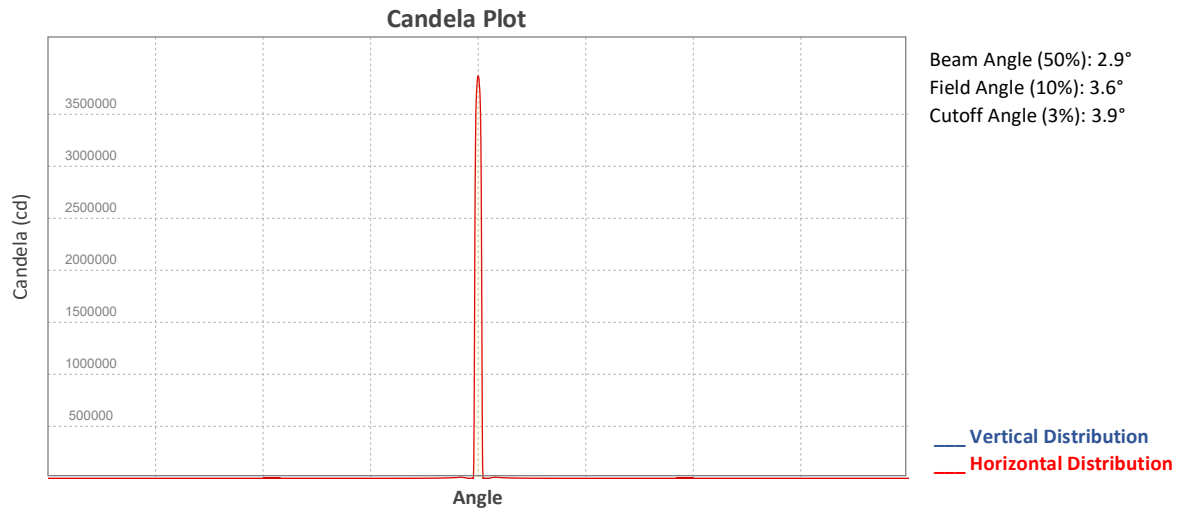


### Beam Intensities from 1-20m (3.3-65.6ft)

Distance	1m	2m	3m	4m	5m	6m	7m	8m	9m	10m
Lux	385724	964306	428580	241076	154289	107145	78719	60269	47620	38572
Distance	11m	12m	13m	14m	15m	16m	17m	18m	19m	20m
Lux	31878	26786	22824	19680	17143	15067	13347	11905	10685	9643
Distance	3.3ft	6.6ft	9.8ft	13.1ft	16.4ft	19.7ft	23ft	26.2ft	29.5ft	32.8ft
FC	358348	89587	39816	22397	14334	9954	7313	5599	4424	3583
Distance	36.1ft	39.4ft	42.7ft	45.9ft	49.2ft	52.5ft	55.8ft	59.1ft	62.3ft	65.6ft
FC	2962	2489	2120	1828	1593	1400	1240	1106	993	896

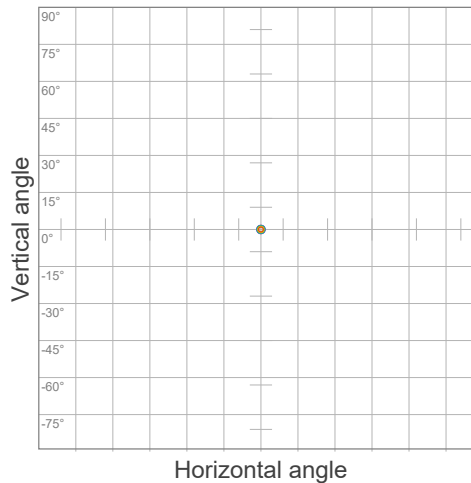
# Photometric & Chromaticity Report

Maverick Storm 1 Flex: Full Spot - Full Power - ECO



## ISO Diagrams

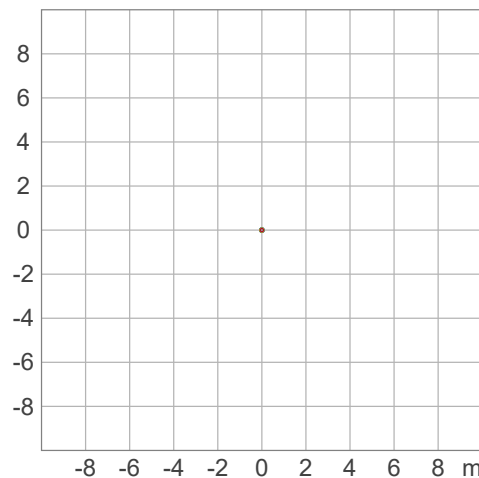
### ISO Candela Diagram



90 %	3471502.0 cd
80 %	3085779.0 cd
70 %	2700057.0 cd
60 %	2314335.0 cd
50 %	1928612.0 cd
40 %	1542890.0 cd
30 %	1157167.0 cd
20 %	771444.8 cd
10 %	385722.4 cd

Peak intensity: 3857224.0 cd  
 Number of c-planes: 2

### ISO Lux Diagram



50.0 %	214290.2 lx
30.0 %	128574.1 lx
10.0 %	42858.1 lx
5.0 %	21429.0 lx
3.0 %	12857.4 lx

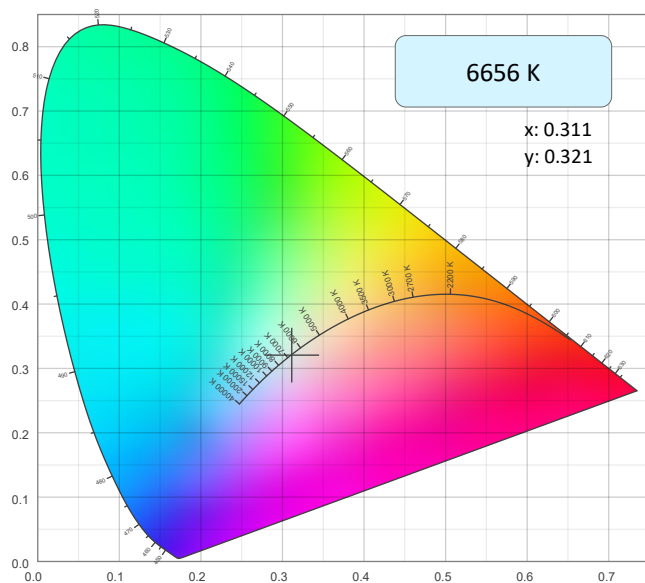
Peak illuminance: 428580.4 lx  
 Mounting height: 3.0 m  
 Number of c-planes: 2

# Photometric & Chromaticity Report

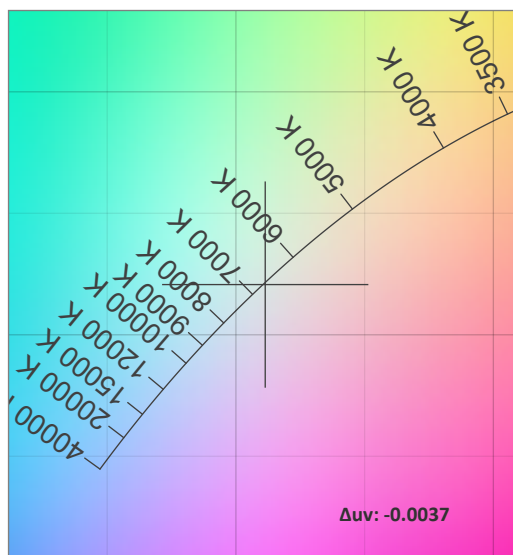
Maverick Storm 1 Flex: Full Spot - Full Power - ECO

## Chromaticity

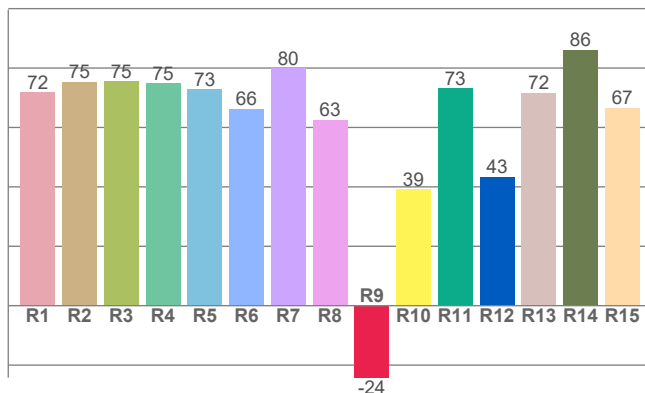
CIE 1931



CIE 1931 - Zoom



CRI: 72.3 (R1-R8)

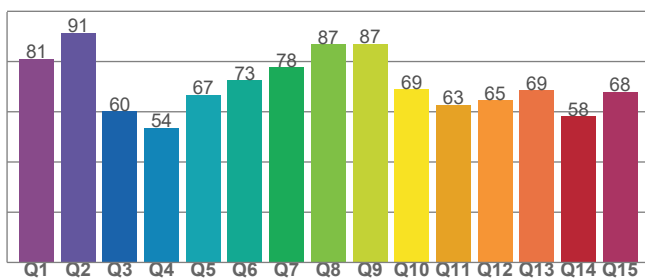


Color Parameters

Color Temperature	Color Coordinate CIE 1931	Color Coordinate CIE 1931
CCT	x	y
6656 K	0.311	0.321

Color Deviation from Black Body Curve	Color Coordinate CIE 1964	Color Coordinate CIE 1964
$\Delta uv$	y	u
-0.0037	0.321	0.200

CQS: 69.2



Color Rendering Index	Red Component	Color Quality Scale
CRI	CRI - R9	CQS
72.3	-24.2	69.2

Television Lighting Consistency Index	Color Fidelity	Color Gamut
TLCI	TM30 - Rf	TM30 Rg
49	71.7	94.4



# Photometric & Chromaticity Report

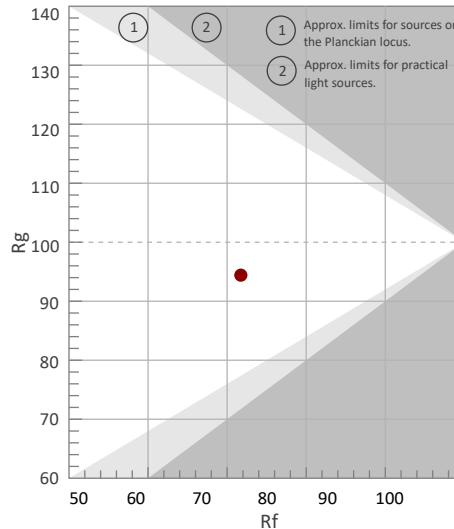
Maverick Storm 1 Flex: Full Spot - Full Power - ECO

## TM-30 Details

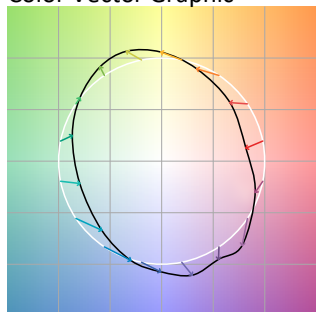
**Rf 71.7**  
Fidelity Index  
(Rg)

**Rg 94.4**  
Gammut Index (Rg)

Hue Bin	Graphic shifts (%)		
	R <sub>f</sub>	Chroma	Hue
1	68	-17%	-4%
2	70	-13%	10%
3	65	-7%	21%
4	65	4%	21%
5	73	11%	13%
6	85	9%	-1%
7	89	0%	-7%
8	79	-10%	-7%
9	79	-18%	6%
10	61	-14%	23%
11	49	-3%	29%
12	69	5%	20%
13	79	14%	8%
14	79	10%	-7%
15	71	10%	-25%
16	78	-5%	-12%



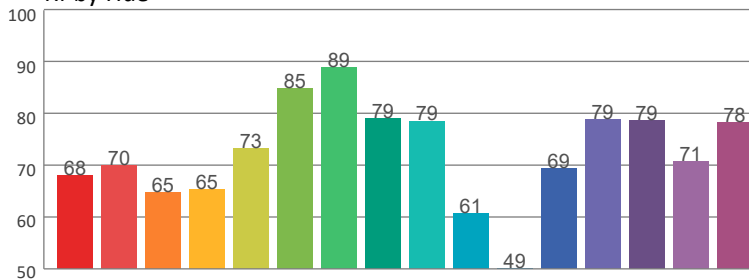
Color Vector Graphic



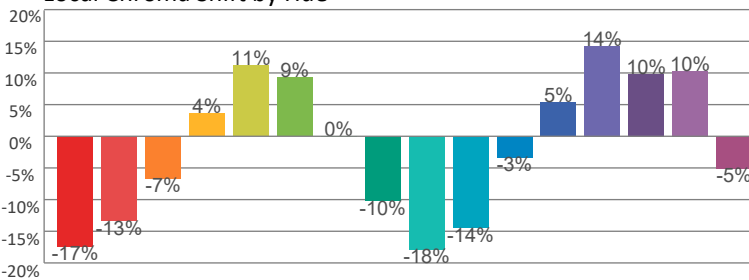
Color Distortion Graphic



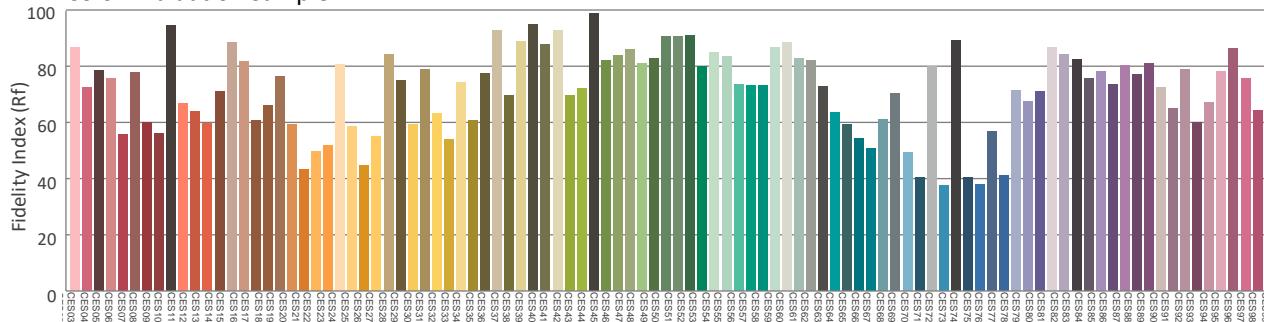
R<sub>f</sub> by Hue



Local Chroma Shift by Hue



Color Evaluation Sample



# Photometric & Chromaticity Report

Maverick Storm 1 Flex: Full Spot - Full Power - TV25

## Report Summary

### Measurements

Fixture Output: 7795 lm  
Fixture Peak: 2780549 cd  
Fixture Efficacy: n/a lm/W  
Intensity @ 5m: 111222 lux  
Color Temperature: 6580 K  
CRI: 71.5    CRI R9 Value: -27.6  
CQS: 68.9  
TLCI: 48  
TM-30 Rf: 71.1  
TM-30 Rg: 94.5  
Beam Angle (50%): 2.9°  
Field Angle (10%): 4°  
Cutoff Angle (3%): 4.2°

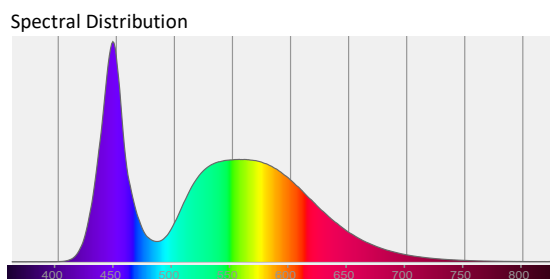
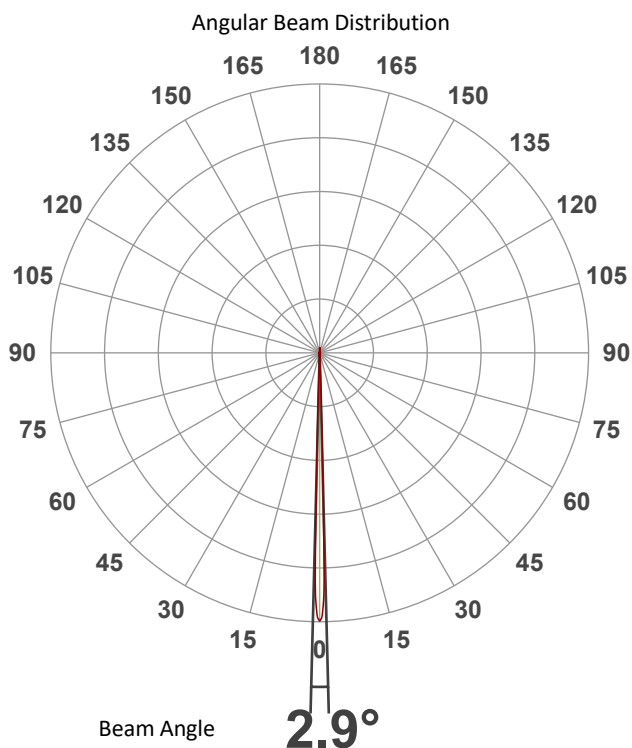


### Conditions

AC Supply: 115 V, 60 Hz  
Power: 0.0 W  
Current: 0.000 A  
Power Factor: n/a

This data sheet conforms to American National Standard E1.9 – 2007 (R2017). All data was measured and calculated by a Viso Systems LabSpion Goniometer at the Chauvet PD Optics Laboratory in Davie, FL on 1/27/2025 to LM-63-2002 Standards.


## Overall Measurement



Tested Color (CIE 1931):

X: 0.312

Y: 0.322



Light Quality

CRI: 71.5

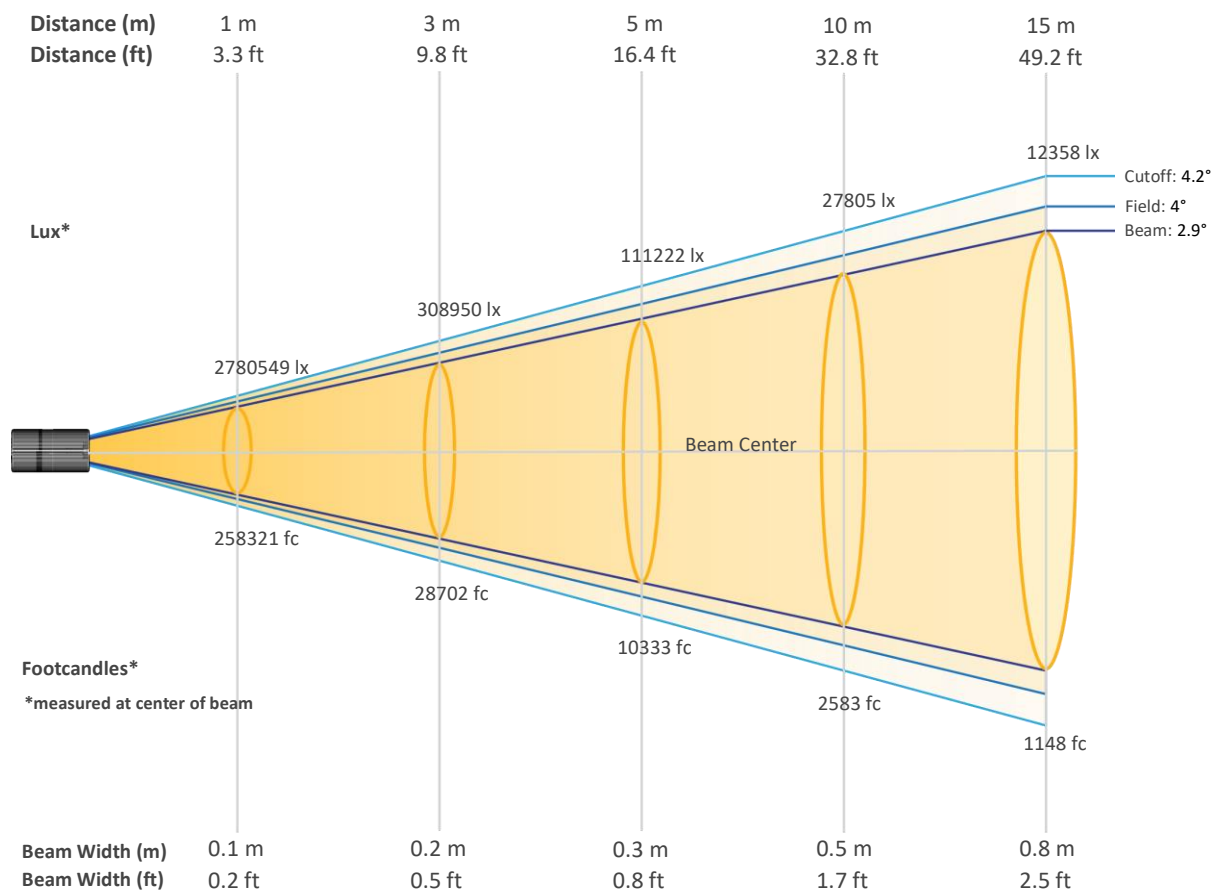
Color Temperature

6580 K

# Photometric & Chromaticity Report

Maverick Storm 1 Flex: Full Spot - Full Power - TV25

## Beam Details

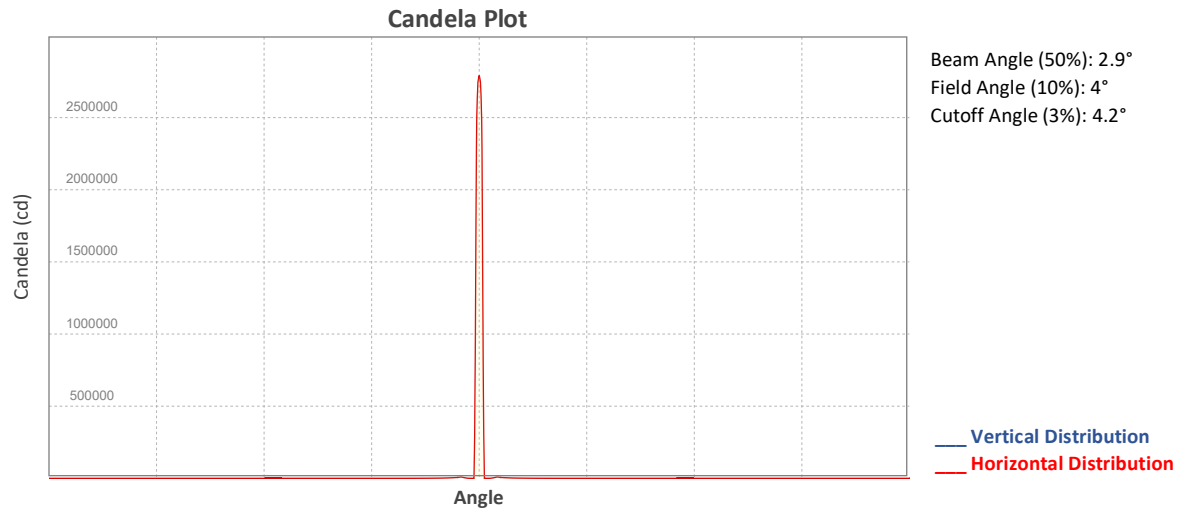


### Beam Intensities from 1-20m (3.3-65.6ft)

Distance	1m	2m	3m	4m	5m	6m	7m	8m	9m	10m
Lux	2780549	695137	308950	173784	111222	77237	56746	43446	34328	27805
Distance	11m	12m	13m	14m	15m	16m	17m	18m	19m	20m
Lux	22980	19309	16453	14186	12358	10862	9621	8582	7702	6951
Distance	3.3ft	6.6ft	9.8ft	13.1ft	16.4ft	19.7ft	23ft	26.2ft	29.5ft	32.8ft
FC	258321	64580	28702	16145	10333	7176	5272	4036	3189	2583
Distance	36.1ft	39.4ft	42.7ft	45.9ft	49.2ft	52.5ft	55.8ft	59.1ft	62.3ft	65.6ft
FC	2135	1794	1529	1318	1148	1009	894	797	716	646

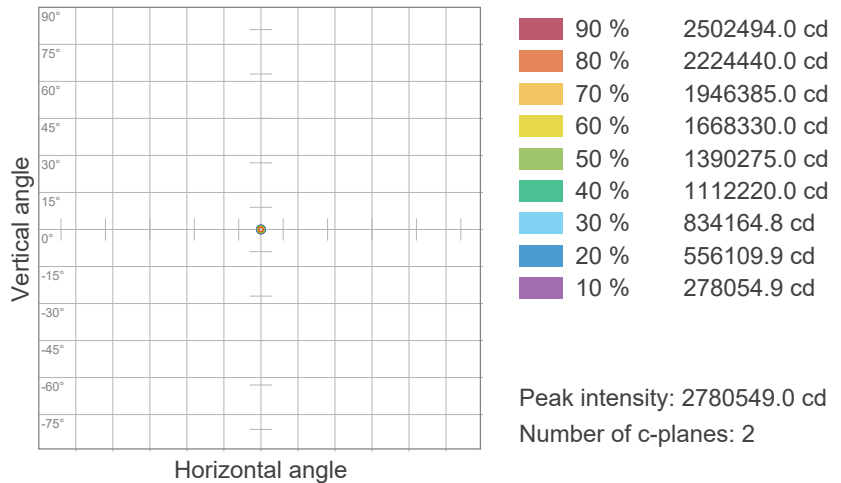
# Photometric & Chromaticity Report

Maverick Storm 1 Flex: Full Spot - Full Power - TV25

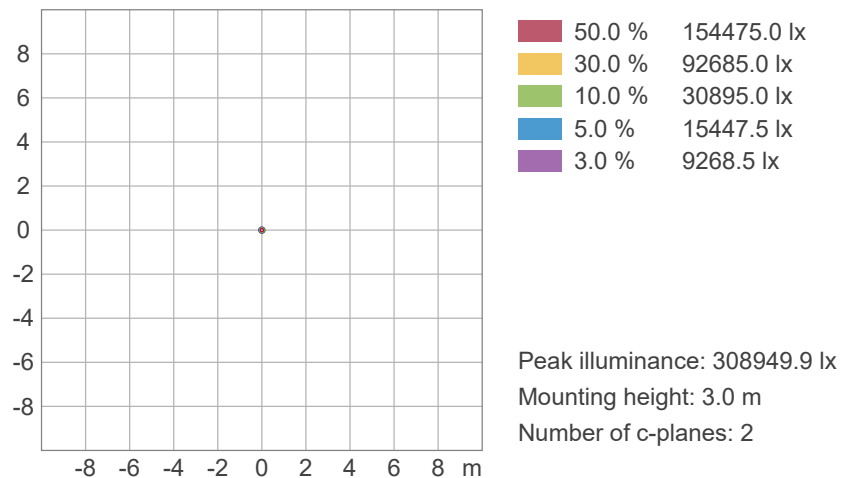


## ISO Diagrams

### ISO Candela Diagram



### ISO Lux Diagram

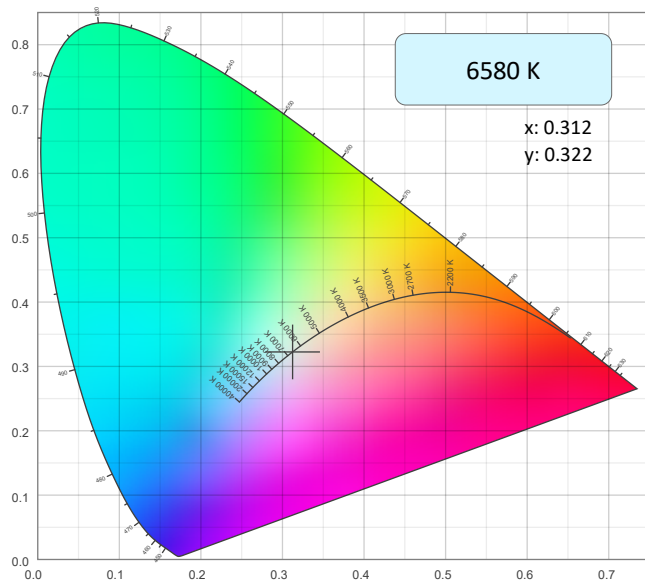


# Photometric & Chromaticity Report

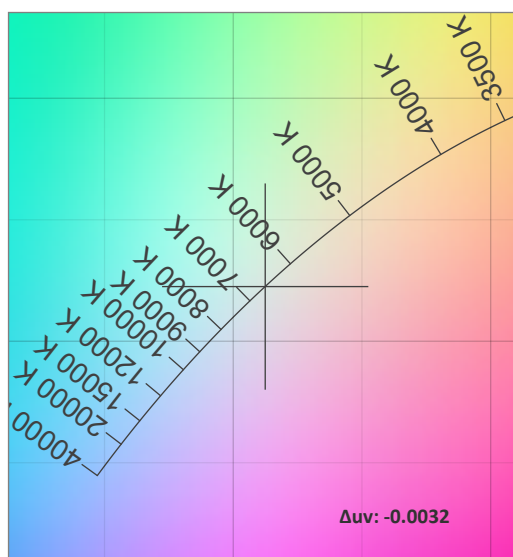
Maverick Storm 1 Flex: Full Spot - Full Power - TV25

## Chromaticity

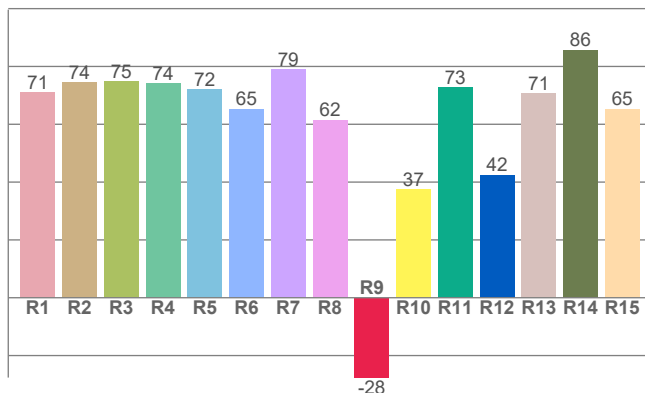
CIE 1931



CIE 1931 - Zoom



CRI: 71.5 (R1-R8)

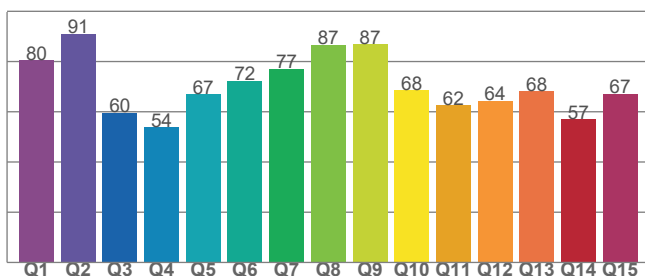


Color Parameters

Color Temperature	Color Coordinate CIE 1931	Color Coordinate CIE 1931
CCT	x	y
6580 K	0.312	0.322

Color Deviation from Black Body Curve	Color Coordinate CIE 1964	Color Coordinate CIE 1964
$\Delta uv$	y	u
-0.0032	0.322	0.200

CQS: 68.9



Color Rendering Index	Red Component	Color Quality Scale
CRI	CRI - R9	CQS
71.5	-27.6	68.9

Television Lighting Consistency Index	Color Fidelity	Color Gamut
TLCI	TM30 - Rf	TM30 Rg
48	71.1	94.5

# Photometric & Chromaticity Report

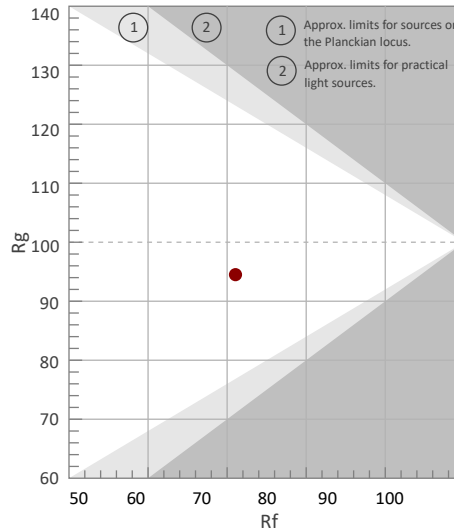
Maverick Storm 1 Flex: Full Spot - Full Power - TV25

## TM-30 Details

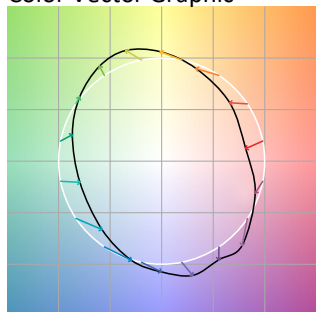
**Rf 71.1**  
Fidelity Index  
(Rg)

**Rg 94.5**  
Gammut Index (Rg)

Hue Bin	Graphic shifts (%)		
	R <sub>f</sub>	Chroma	Hue
1	67	-18%	-4%
2	69	-14%	10%
3	64	-7%	22%
4	64	4%	22%
5	72	12%	13%
6	84	10%	-1%
7	88	1%	-7%
8	78	-10%	-8%
9	78	-18%	5%
10	61	-15%	23%
11	48	-4%	29%
12	69	5%	21%
13	78	15%	8%
14	78	10%	-7%
15	70	10%	-25%
16	77	-5%	-13%



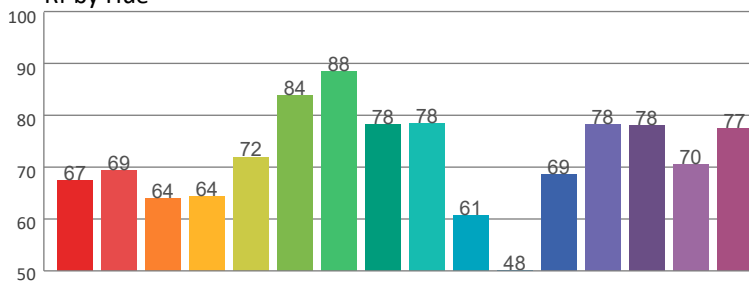
Color Vector Graphic



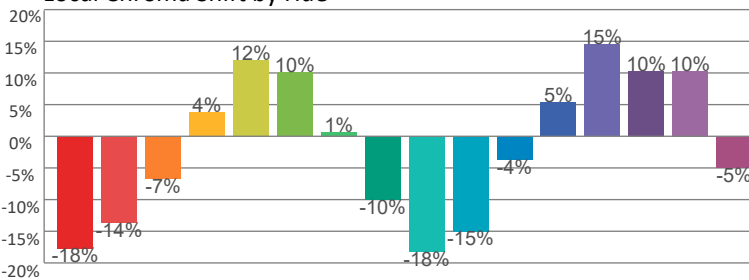
Color Distortion Graphic



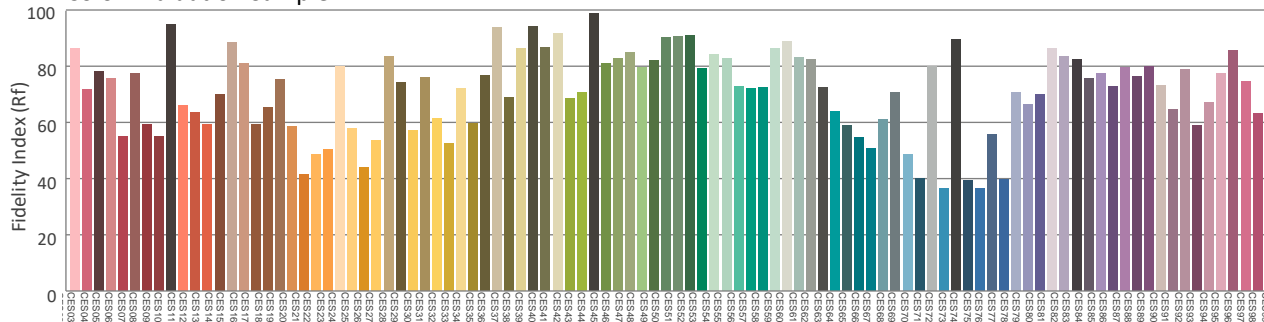
R<sub>f</sub> by Hue



Local Chroma Shift by Hue



Color Evaluation Sample



# Photometric & Chromaticity Report

Maverick Storm 1 Flex: Full Spot - Full Power - TV35

## Report Summary

### Measurements

Fixture Output: 6149 lm  
Fixture Peak: 2036937 cd  
Fixture Efficacy: n/a lm/W  
Intensity @ 5m: 81477 lux  
Color Temperature: 6542 K  
CRI: 71.2    CRI R9 Value: -28.7  
CQS: 68.8  
TLCI: 47  
TM-30 Rf: 70.8  
TM-30 Rg: 94.5  
Beam Angle (50%): 3°  
Field Angle (10%): 4°  
Cutoff Angle (3%): 4.4°

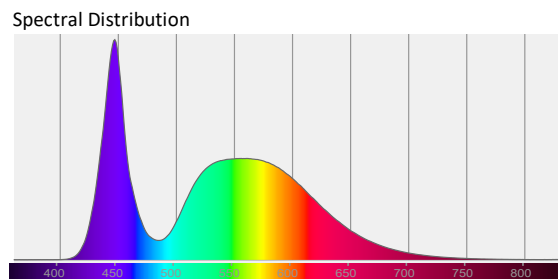
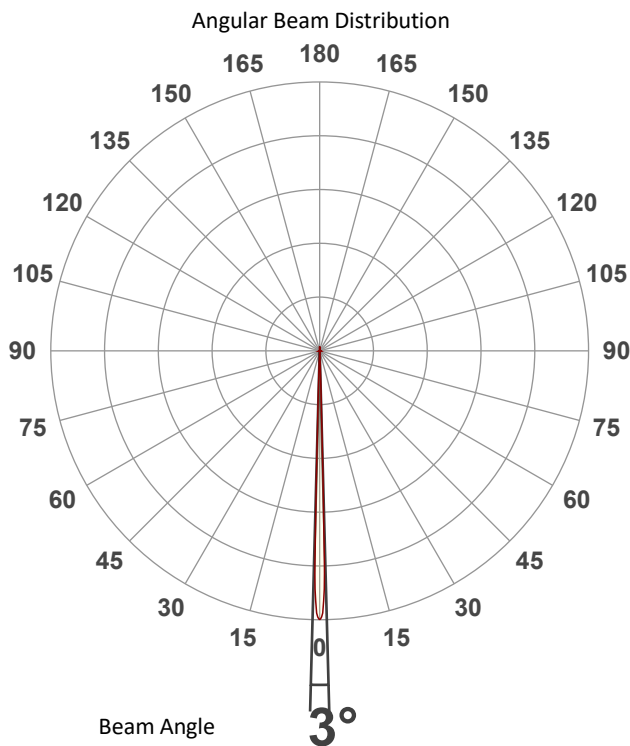


### Conditions

AC Supply: 116 V, 60 Hz  
Power: 0.0 W  
Current: 0.000 A  
Power Factor: n/a

This data sheet conforms to American National Standard E1.9 – 2007 (R2017). All data was measured and calculated by a Viso Systems LabSpion Goniometer at the Chauvet PD Optics Laboratory in Davie, FL on 1/27/2025 to LM-63-2002 Standards.


## Overall Measurement



Tested Color (CIE 1931):

X: 0.313

Y: 0.323



Light Quality

CRI: 71.2

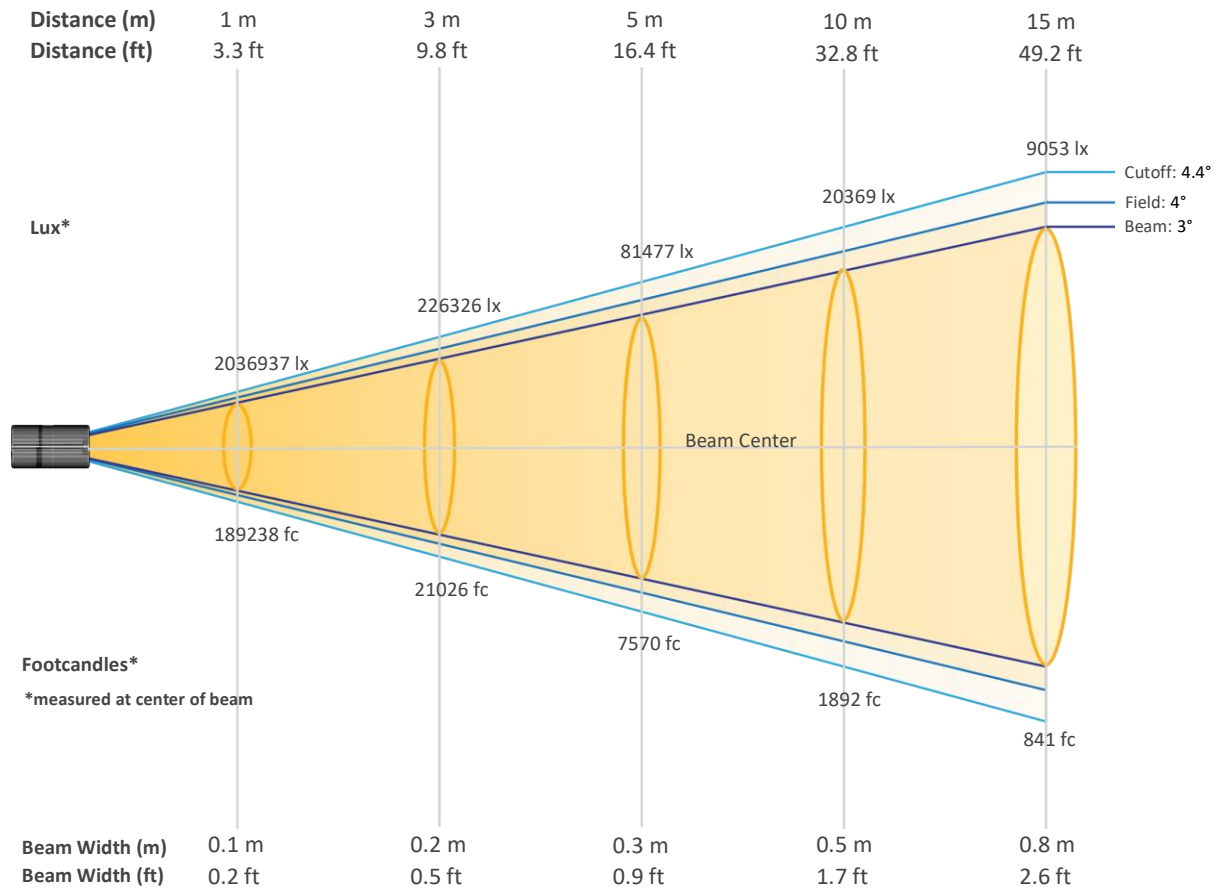
Color Temperature

6542 K

# Photometric & Chromaticity Report

Maverick Storm 1 Flex: Full Spot - Full Power - TV35

## Beam Details



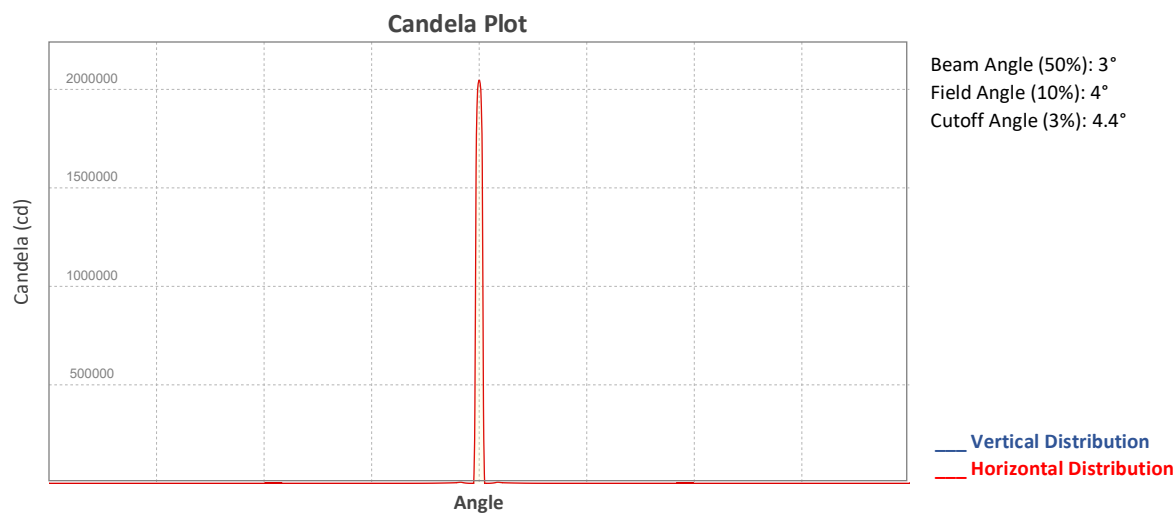
### Beam Intensities from 1-20m (3.3-65.6ft)

Distance	1m	2m	3m	4m	5m	6m	7m	8m	9m	10m
Lux	2036937	509234	226326	127309	81477	56582	41570	31827	25147	20369
Distance	11m	12m	13m	14m	15m	16m	17m	18m	19m	20m
Lux	16834	14145	12053	10393	9053	7957	7048	6287	5642	5092
Distance	3.3ft	6.6ft	9.8ft	13.1ft	16.4ft	19.7ft	23ft	26.2ft	29.5ft	32.8ft
FC	189238	47309	21026	11827	7570	5257	3862	2957	2336	1892
Distance	36.1ft	39.4ft	42.7ft	45.9ft	49.2ft	52.5ft	55.8ft	59.1ft	62.3ft	65.6ft
FC	1564	1314	1120	965	841	739	655	584	524	473



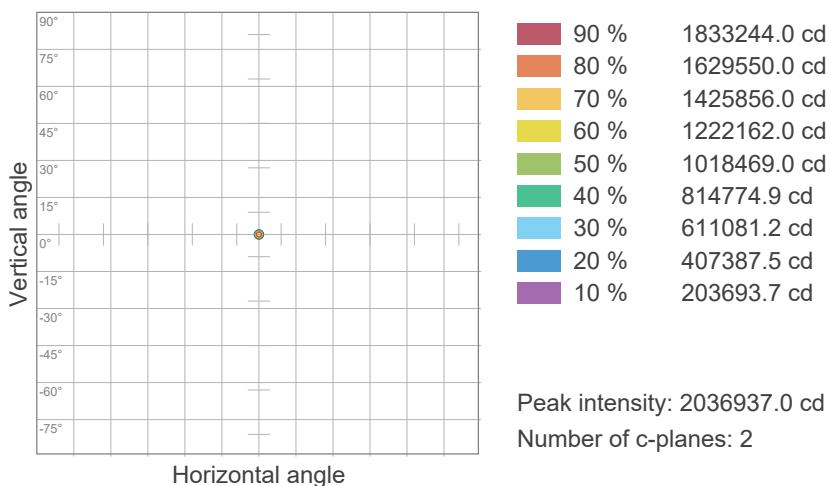
# Photometric & Chromaticity Report

Maverick Storm 1 Flex: Full Spot - Full Power - TV35

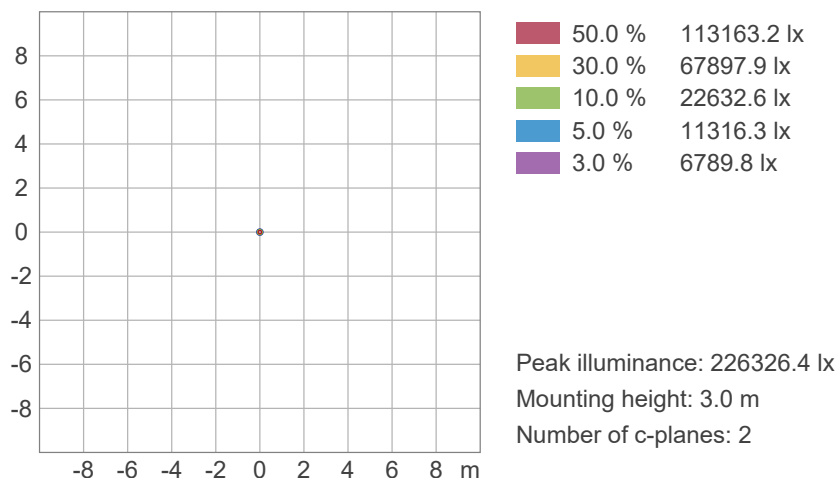


## ISO Diagrams

### ISO Candela Diagram



### ISO Lux Diagram

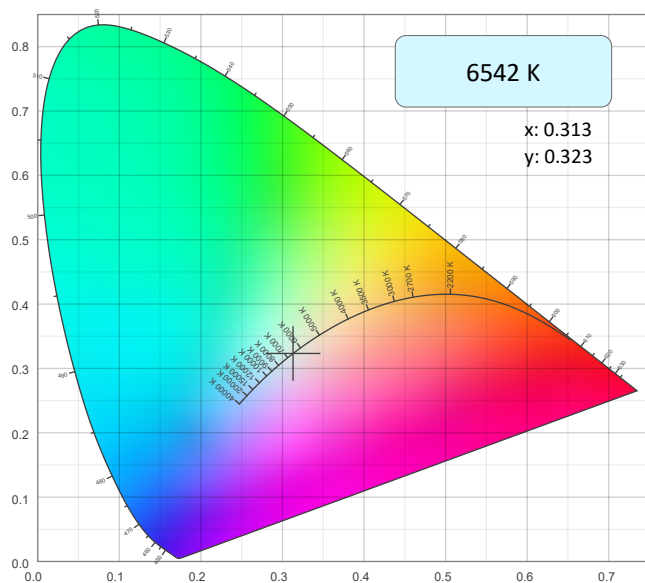


# Photometric & Chromaticity Report

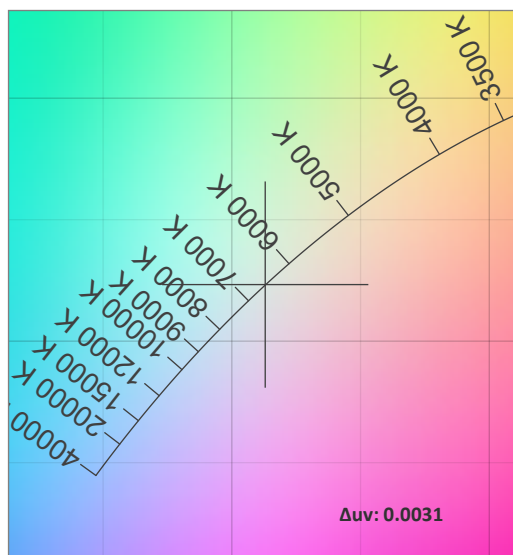
Maverick Storm 1 Flex: Full Spot - Full Power - TV35

## Chromaticity

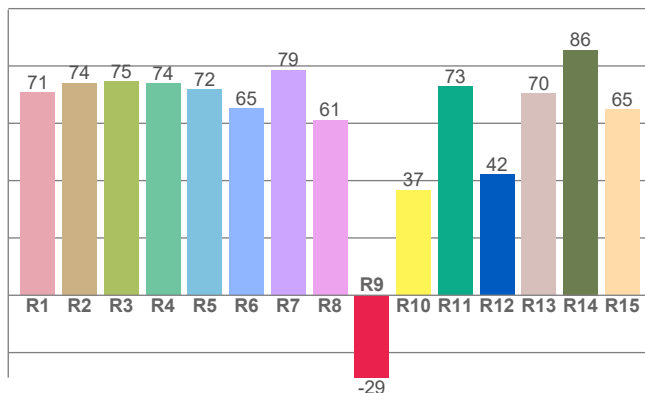
CIE 1931



CIE 1931 - Zoom



CRI: 71.2 (R1-R8)

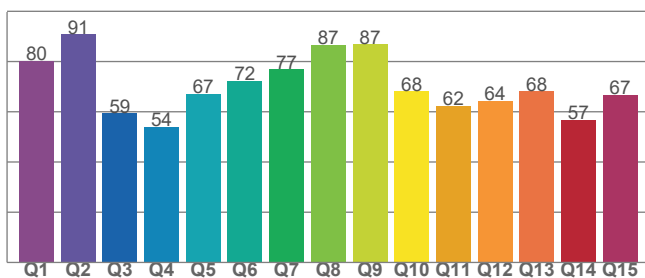


Color Parameters

Color Temperature	Color Coordinate CIE 1931	Color Coordinate CIE 1931
CCT	x	y
6542 K	0.313	0.323

Color Deviation from Black Body Curve	Color Coordinate CIE 1964	Color Coordinate CIE 1964
$\Delta uv$	y	u
0.0031	0.323	0.200

CQS: 68.8



Color Rendering Index	Red Component	Color Quality Scale
CRI	CRI - R9	CQS
71.2	-28.7	68.8

Television Lighting Consistency Index	Color Fidelity	Color Gamut
TLCI	TM30 - Rf	TM30 Rg
47	70.8	94.5

# Photometric & Chromaticity Report

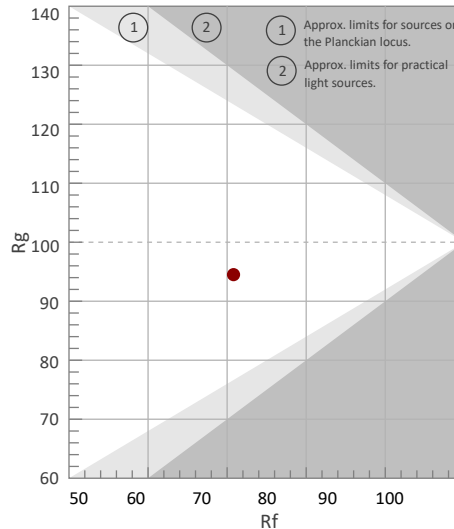
Maverick Storm 1 Flex: Full Spot - Full Power - TV35

## TM-30 Details

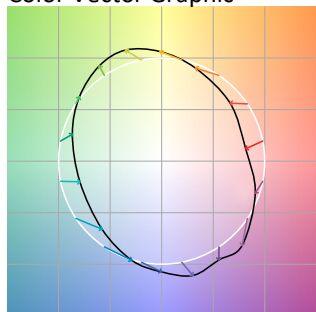
**Rf 70.8**  
Fidelity Index (Rg)

**Rg 94.5**  
Gammut Index (Rg)

Hue Bin	Graphic shifts (%)		
	R <sub>f</sub>	Chroma	Hue
1	67	-18%	-4%
2	74	-14%	10%
3	60	-7%	23%
4	64	4%	22%
5	71	12%	13%
6	83	10%	-1%
7	88	1%	-8%
8	78	-10%	-9%
9	78	-18%	4%
10	61	-15%	23%
11	48	-4%	29%
12	68	5%	21%
13	78	15%	8%
14	78	11%	-7%
15	70	10%	-25%
16	77	-5%	-13%



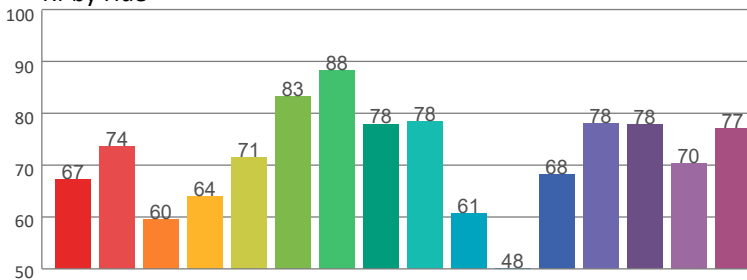
Color Vector Graphic



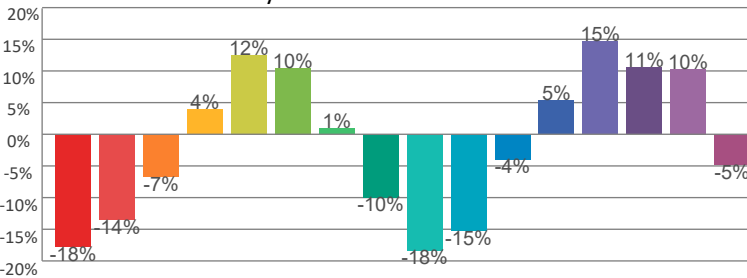
Color Distortion Graphic



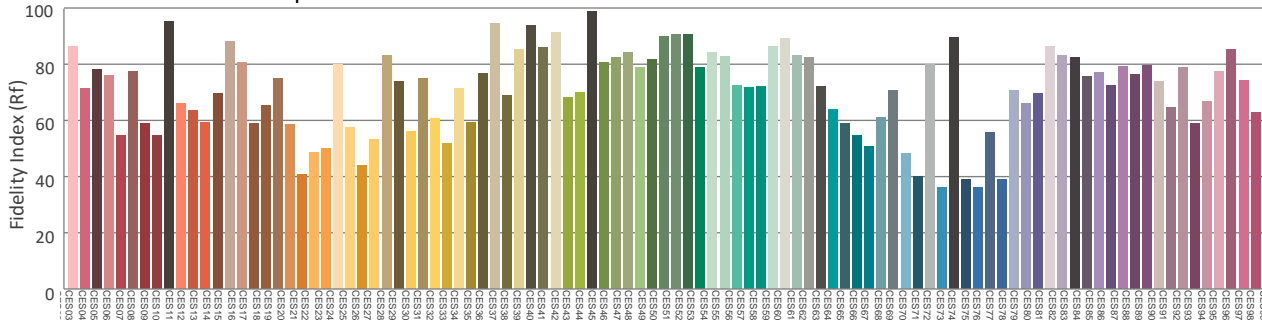
Rf by Hue



Local Chroma Shift by Hue



Color Evaluation Sample



# Photometric & Chromaticity Report

Maverick Storm 1 Flex: 50% Zoom - Full Power

## Report Summary

### Measurements

Fixture Output: 31559 lm  
Fixture Peak: 588221 cd  
Fixture Efficacy: n/a lm/W  
Intensity @ 5m: 23529 lux  
Color Temperature: 6727 K  
CRI: 72.1    CRI R9 Value: -24.2  
CQS: 68.8  
TLCI: 48  
TM-30 Rf: 71.3  
TM-30 Rg: 94.6  
Beam Angle (50%): 14.6°  
Field Angle (10%): 17.1°  
Cutoff Angle (3%): 18°

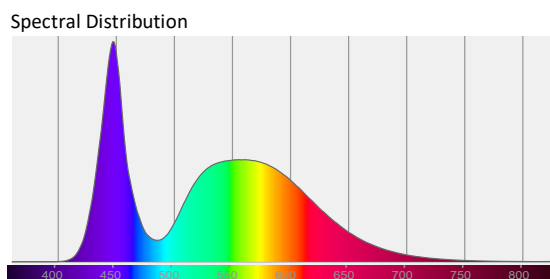
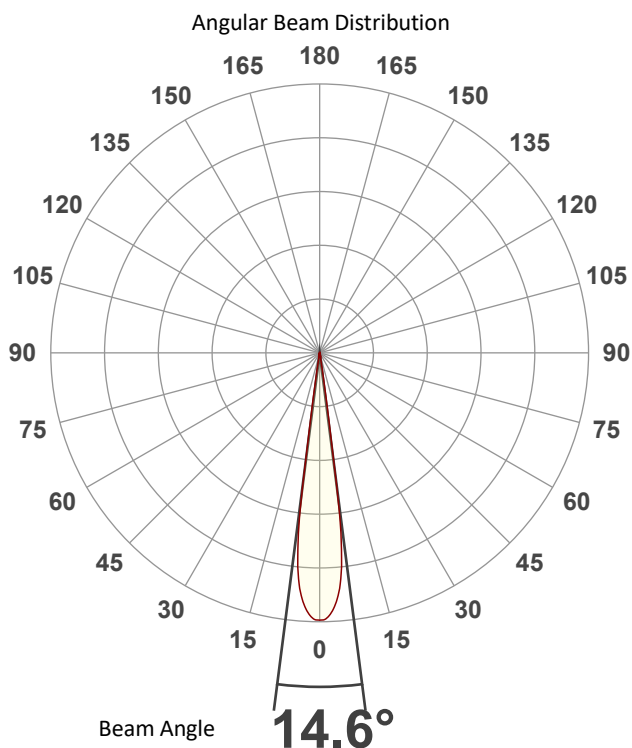


### Conditions

AC Supply: 113 V, 60 Hz  
Power: 0.0 W  
Current: 0.000 A  
Power Factor: n/a

This data sheet conforms to American National Standard E1.9 – 2007 (R2017). All data was measured and calculated by a Viso Systems LabSpion Goniometer at the Chauvet PD Optics Laboratory in Davie, FL on 1/27/2025 to LM-63-2002 Standards.


## Overall Measurement



Tested Color (CIE 1931):

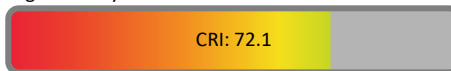
X: 0.311

Y: 0.319



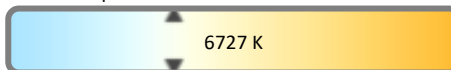
Light Quality

CRI: 72.1



Color Temperature

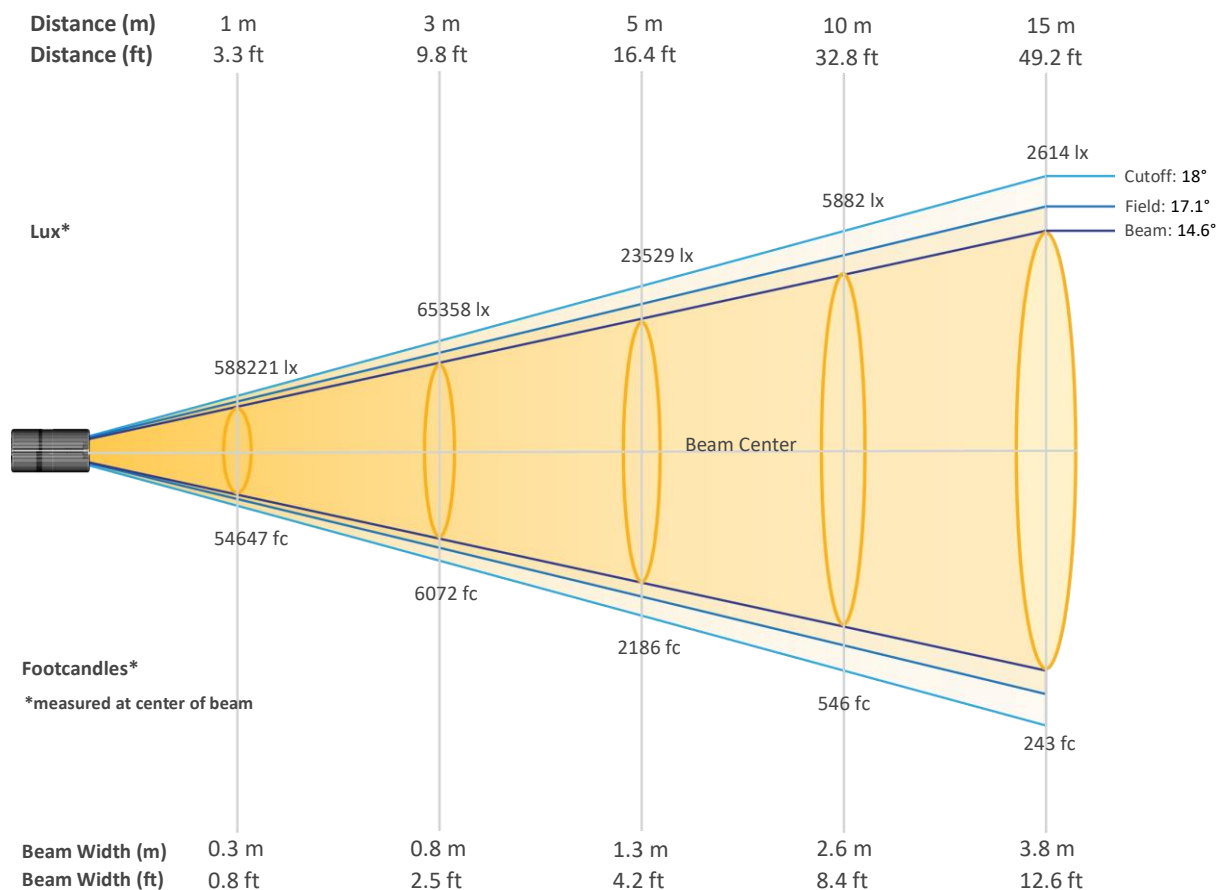
6727 K



# Photometric & Chromaticity Report

Maverick Storm 1 Flex: 50% Zoom - Full Power

## Beam Details

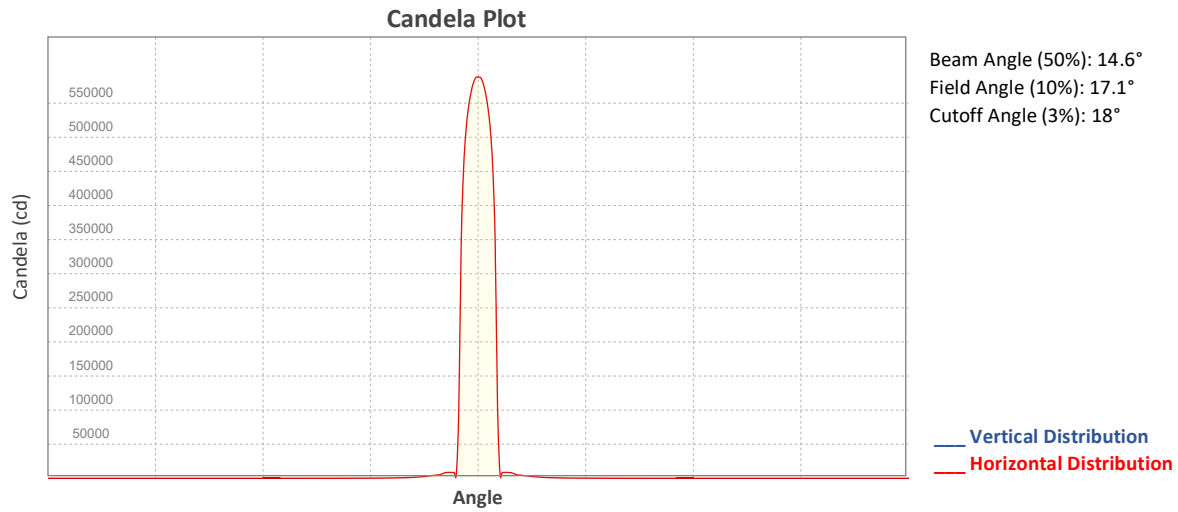


### Beam Intensities from 1-20m (3.3-65.6ft)

Distance	1m	2m	3m	4m	5m	6m	7m	8m	9m	10m
Lux	588221	147055	65358	36764	23529	16339	12005	9191	7262	5882
Distance	11m	12m	13m	14m	15m	16m	17m	18m	19m	20m
Lux	4861	4085	3481	3001	2614	2298	2035	1815	1629	1471
Distance	3.3ft	6.6ft	9.8ft	13.1ft	16.4ft	19.7ft	23ft	26.2ft	29.5ft	32.8ft
FC	54647	13662	6072	3415	2186	1518	1115	854	675	546
Distance	36.1ft	39.4ft	42.7ft	45.9ft	49.2ft	52.5ft	55.8ft	59.1ft	62.3ft	65.6ft
FC	452	379	323	279	243	213	189	169	151	137

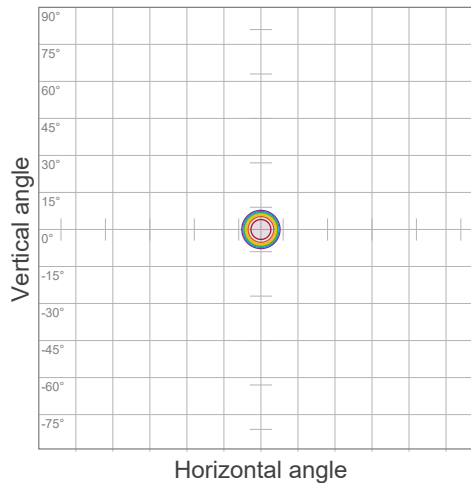
# Photometric & Chromaticity Report

Maverick Storm 1 Flex: 50% Zoom - Full Power



## ISO Diagrams

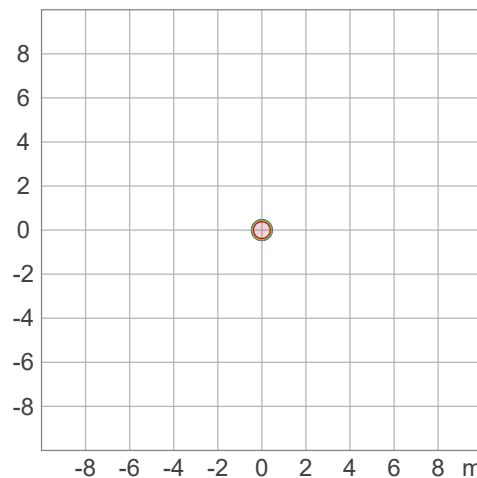
### ISO Candela Diagram



90 %	529398.7 cd
80 %	470576.6 cd
70 %	411754.5 cd
60 %	352932.5 cd
50 %	294110.4 cd
40 %	235288.3 cd
30 %	176466.2 cd
20 %	117644.1 cd
10 %	58822.1 cd

Peak intensity: 588220.8 cd  
 Number of c-planes: 2

### ISO Lux Diagram



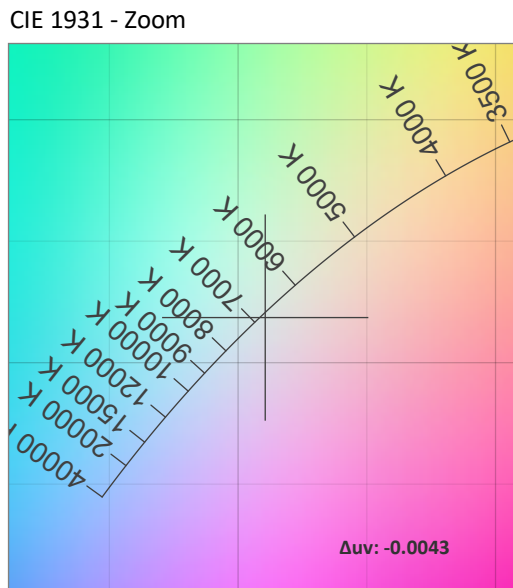
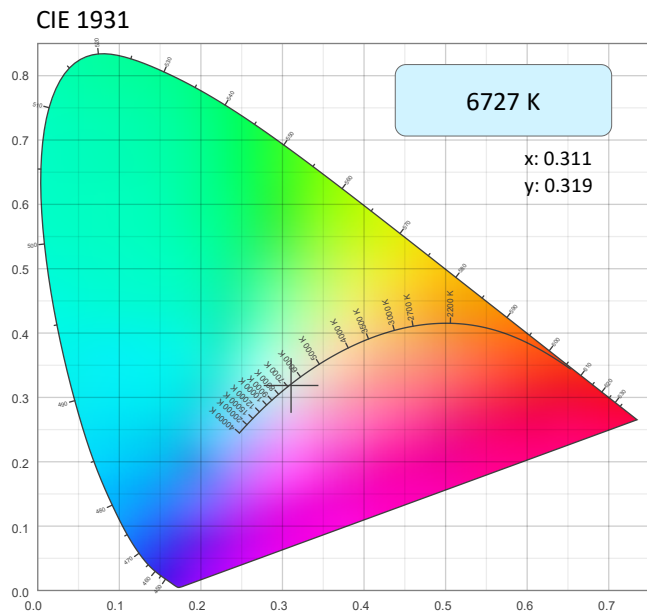
50.0 %	32678.9 lx
30.0 %	19607.4 lx
10.0 %	6535.8 lx
5.0 %	3267.9 lx
3.0 %	1960.7 lx

Peak illuminance: 65357.9 lx  
 Mounting height: 3.0 m  
 Number of c-planes: 2

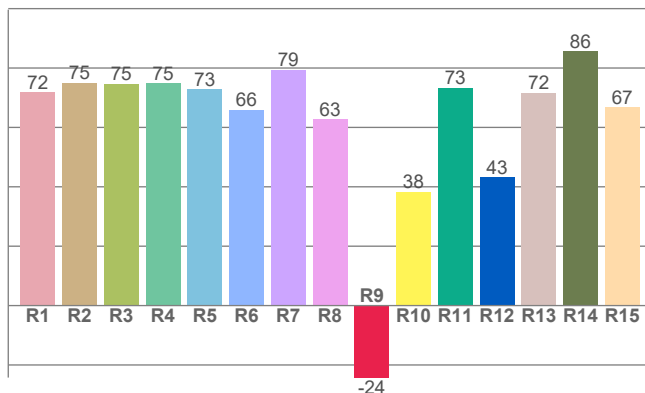
# Photometric & Chromaticity Report

Maverick Storm 1 Flex: 50% Zoom - Full Power

## Chromaticity



CRI: 72.1 (R1-R8)

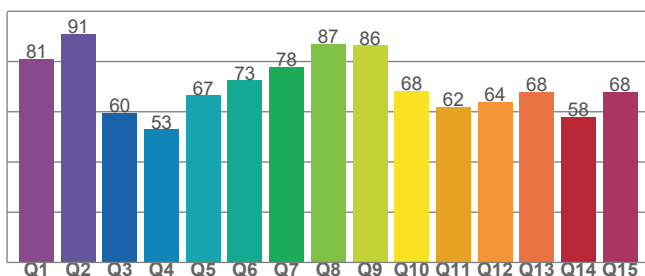


Color Parameters

Color Temperature	Color Coordinate CIE 1931	Color Coordinate CIE 1931
CCT	x	y
6727 K	0.311	0.319

Color Deviation from Black Body Curve	Color Coordinate CIE 1964	Color Coordinate CIE 1964
Δuv	y	u
-0.0043	0.319	0.200

CQS: 68.8



Color Rendering Index	Red Component	Color Quality Scale
CRI	CRI - R9	CQS
72.1	-24.2	68.8

Television Lighting Consistency Index	Color Fidelity	Color Gamut
TLCI	TM30 - Rf	TM30 Rg
48	71.3	94.6

# Photometric & Chromaticity Report

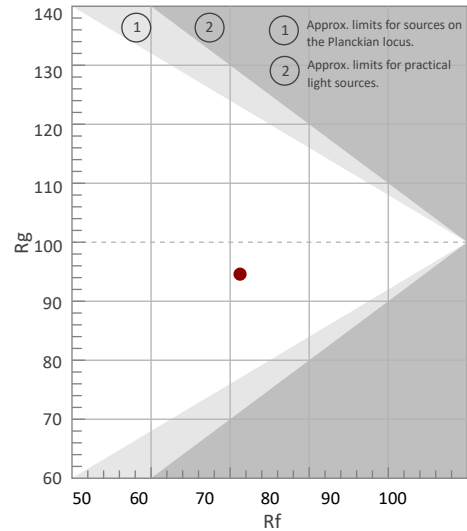
Maverick Storm 1 Flex: 50% Zoom - Full Power

## TM-30 Details

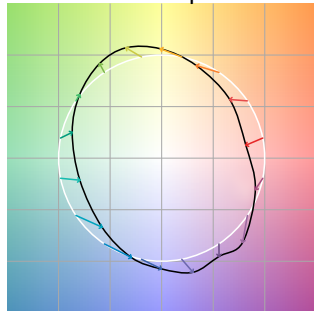
**Rf 71.3**  
Fidelity Index (Rg)

**Rg 94.6**  
Gammut Index (Rg)

Hue Bin	R <sub>f</sub>	Graphic shifts (%)	
		Chroma	Hue
1	68	-17%	-4%
2	70	-14%	11%
3	64	-7%	22%
4	64	4%	22%
5	72	12%	13%
6	84	10%	-1%
7	89	0%	-7%
8	79	-10%	-8%
9	78	-18%	5%
10	60	-15%	24%
11	48	-4%	29%
12	68	5%	21%
13	78	14%	8%
14	79	10%	-7%
15	71	11%	-24%
16	78	-5%	-12%



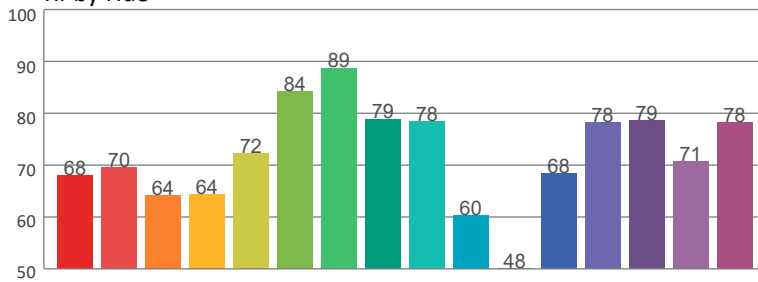
Color Vector Graphic



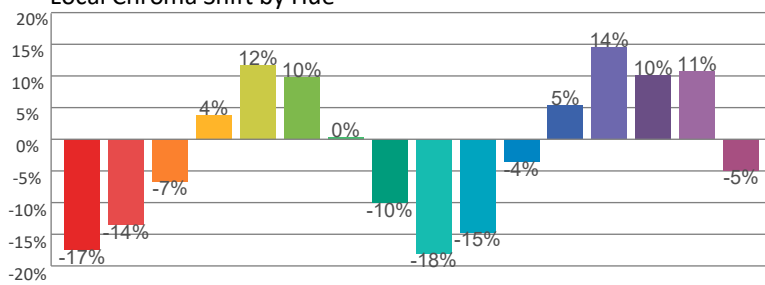
Color Distortion Graphic



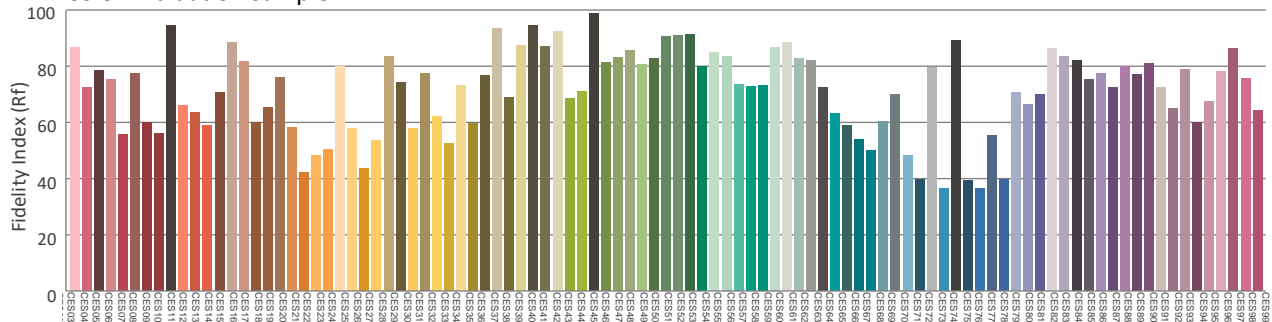
Rf by Hue



Local Chroma Shift by Hue



Color Evaluation Sample





# Photometric & Chromaticity Report

Maverick Storm 1 Flex: 50% Zoom - Full Power - Cyan

## Report Summary

### Measurements

Fixture Output: 7139 lm  
Fixture Peak: 132879 cd  
Fixture Efficacy: n/a lm/W  
Intensity @ 5m: 5315 lux  
Color Temperature: 0 K  
CRI: 0.0    CRI R9 Value: 0.0  
CQS: 0.0  
TLCI: n/a  
TM-30 Rf: 0.0  
TM-30 Rg: 0.0  
Beam Angle (50%): 14.6°  
Field Angle (10%): 16.6°  
Cutoff Angle (3%): 18.1°

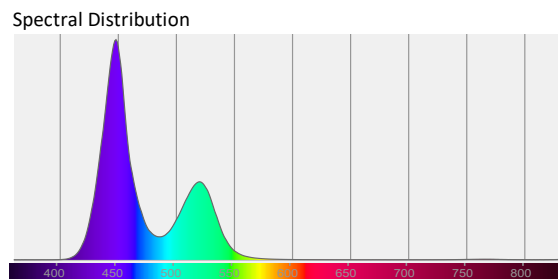
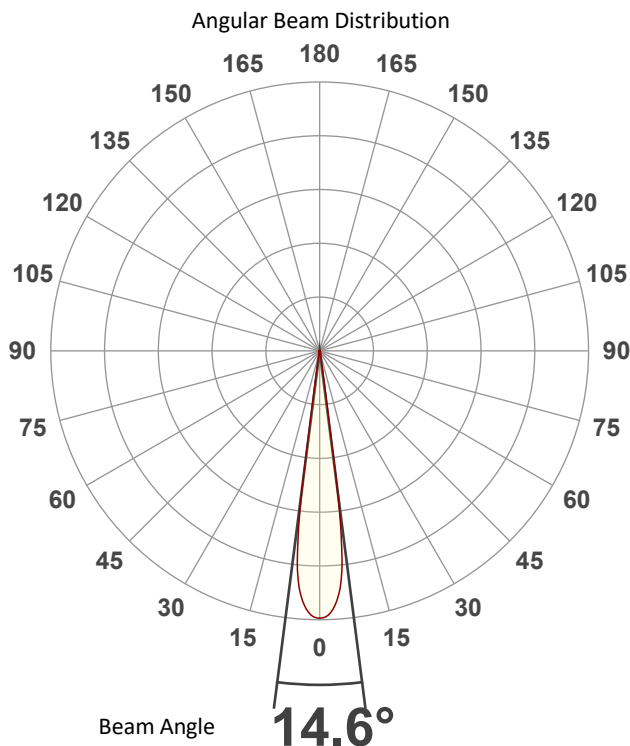


### Conditions

AC Supply: 114 V, 60 Hz  
Power: 0.0 W  
Current: 0.000 A  
Power Factor: n/a

This data sheet conforms to American National Standard E1.9 – 2007 (R2017). All data was measured and calculated by a Viso Systems LabSpion Goniometer at the Chauvet PD Optics Laboratory in Davie, FL on 1/27/2025 to LM-63-2002 Standards.

## Overall Measurement



Tested Color (CIE 1931):  
X: 0.149  
Y: 0.149

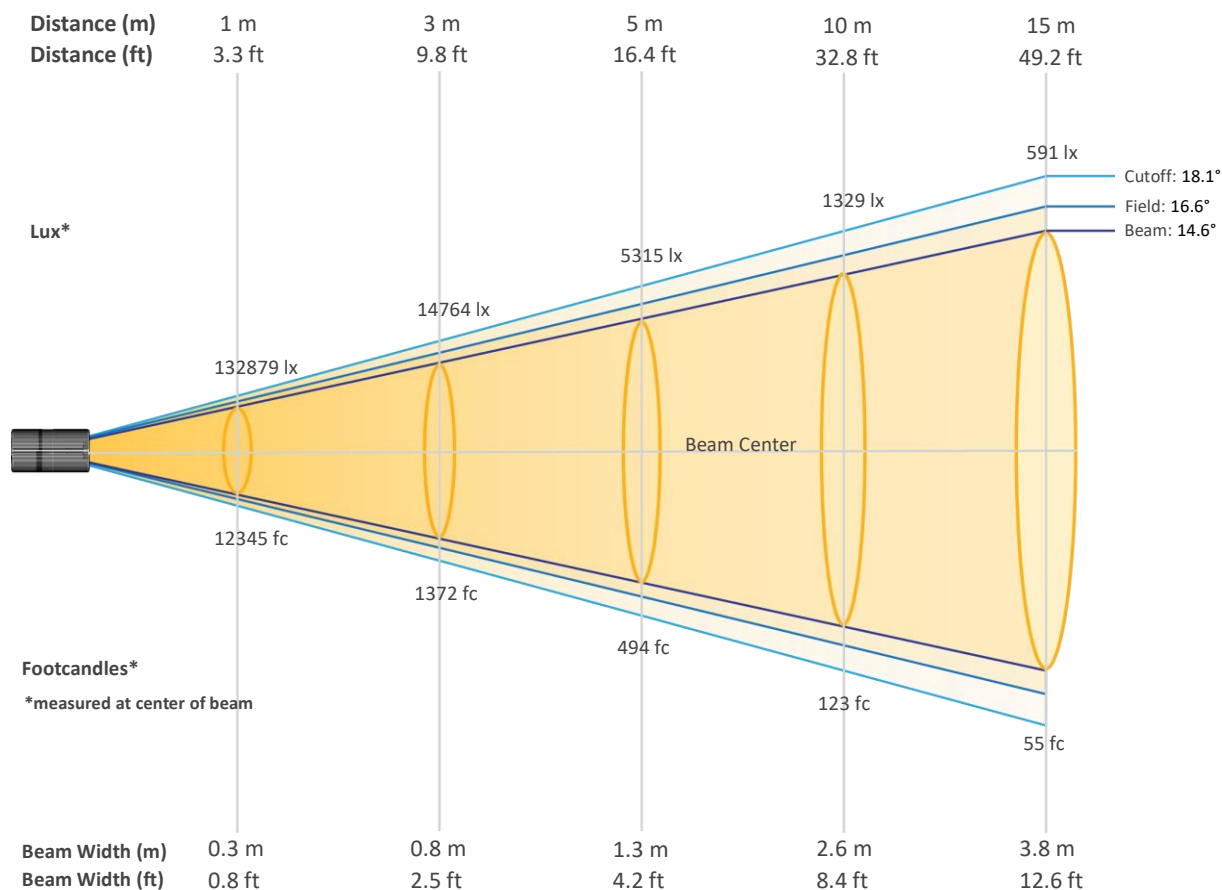
Light Quality  
CRI: 0.0

Color Temperature  
0 K

# Photometric & Chromaticity Report

Maverick Storm 1 Flex: 50% Zoom - Full Power - Cyan

## Beam Details

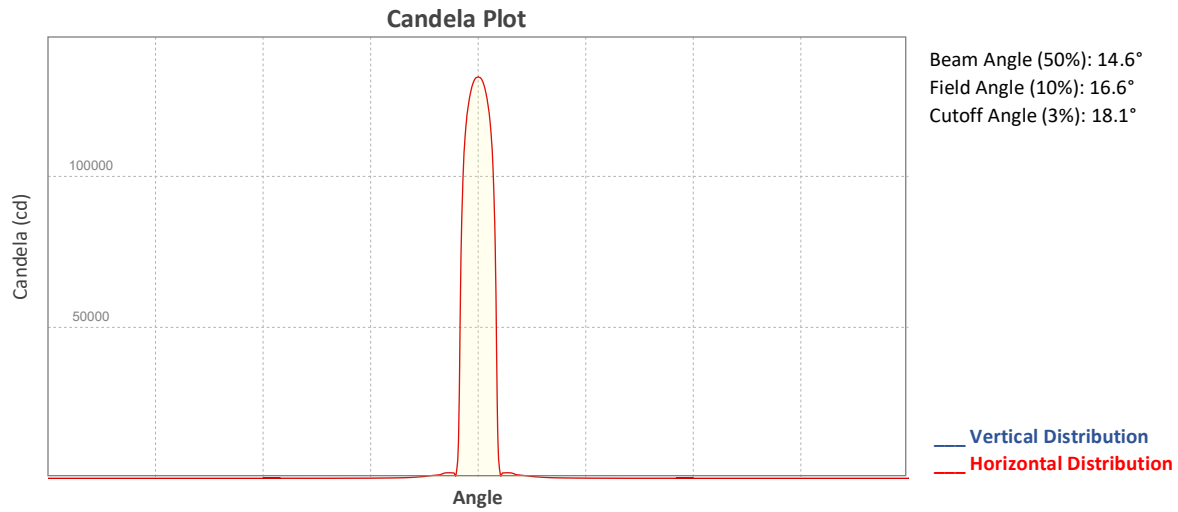


### Beam Intensities from 1-20m (3.3-65.6ft)

Distance	1m	2m	3m	4m	5m	6m	7m	8m	9m	10m
Lux	132879	33220	14764	8305	5315	3691	2712	2076	1640	1329
Distance	11m	12m	13m	14m	15m	16m	17m	18m	19m	20m
Lux	1098	923	786	678	591	519	460	410	368	332
Distance	3.3ft	6.6ft	9.8ft	13.1ft	16.4ft	19.7ft	23ft	26.2ft	29.5ft	32.8ft
FC	12345	3086	1372	772	494	343	252	193	152	123
Distance	36.1ft	39.4ft	42.7ft	45.9ft	49.2ft	52.5ft	55.8ft	59.1ft	62.3ft	65.6ft
FC	102	86	73	63	55	48	43	38	34	31

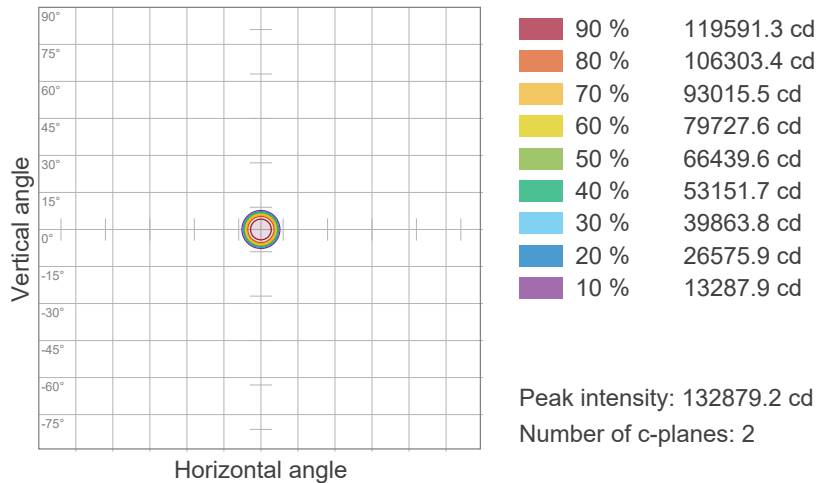
# Photometric & Chromaticity Report

Maverick Storm 1 Flex: 50% Zoom - Full Power - Cyan

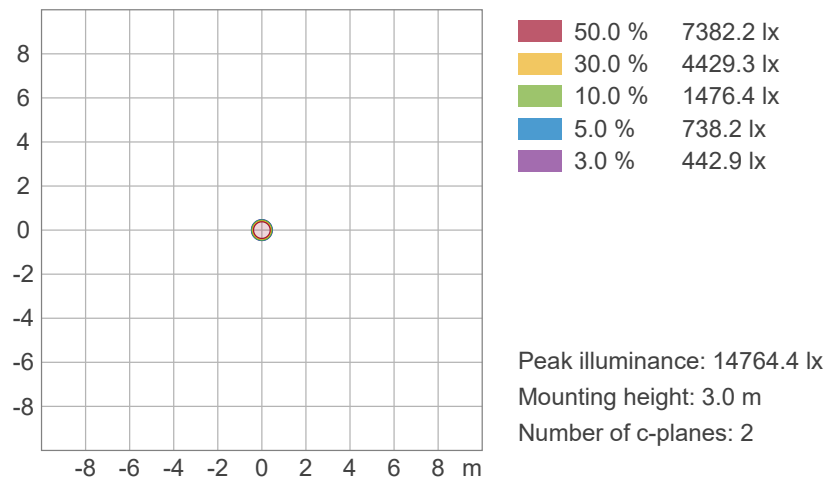


## ISO Diagrams

### ISO Candela Diagram



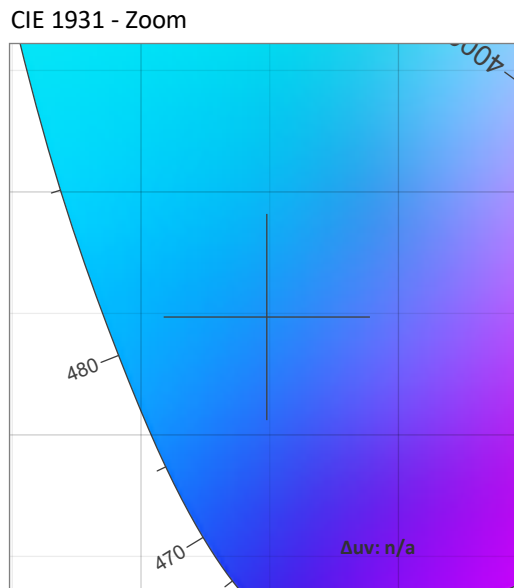
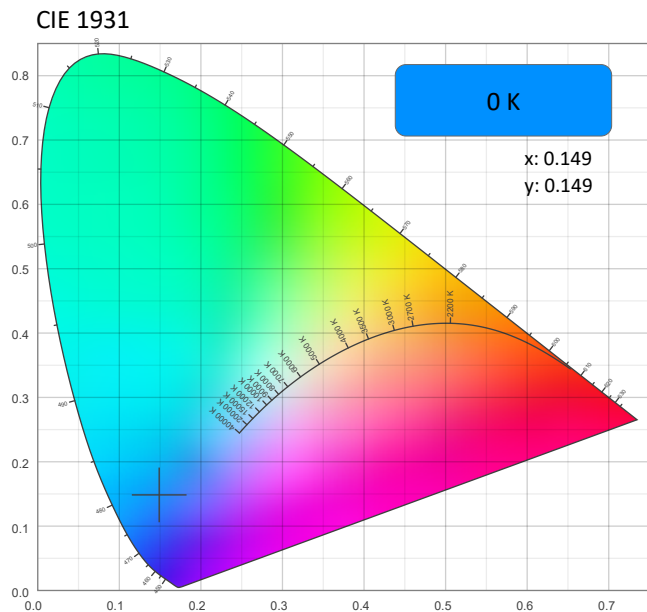
### ISO Lux Diagram



# Photometric & Chromaticity Report

Maverick Storm 1 Flex: 50% Zoom - Full Power - Cyan

## Chromaticity



CRI: 0.0 (R1-R8)

0	0	0	0	0	0	0	0	0	0	0	0	0	0	0
R1	R2	R3	R4	R5	R6	R7	R8	R9	R10	R11	R12	R13	R14	R15

CQS: 0.0

0	0	0	0	0	0	0	0	0	0	0	0	0	0	0
Q1	Q2	Q3	Q4	Q5	Q6	Q7	Q8	Q9	Q10	Q11	Q12	Q13	Q14	Q15

Color Parameters

Color Temperature	Color Coordinate CIE 1931	Color Coordinate CIE 1931
CCT	x	y
0 K	0.149	0.149

Color Deviation from Black Body Curve	Color Coordinate CIE 1964	Color Coordinate CIE 1964
Δuv	y	u
n/a	0.149	0.133

Color Rendering Index	Red Component	Color Quality Scale
CRI	CRI - R9	CQS
0.0	0.0	0.0

Television Lighting Consistency Index	Color Fidelity	Color Gamut
TLCI	TM30 - Rf	TM30 Rg
n/a	0.0	0.0



# Photometric & Chromaticity Report

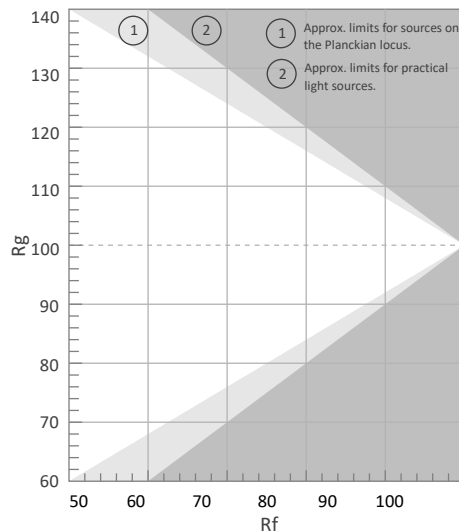
Maverick Storm 1 Flex: 50% Zoom - Full Power - Cyan

## TM-30 Details


**Rf 0.0**  
Fidelity Index (Rg)

**Rg 0.0**  
Gammut Index (Rg)

Hue Bin	Rf	Graphic shifts (%)	
		Chroma	Hue
1	0	0%	0%
2	0	0%	0%
3	0	0%	0%
4	0	0%	0%
5	0	0%	0%
6	0	0%	0%
7	0	0%	0%
8	0	0%	0%
9	0	0%	0%
10	0	0%	0%
11	0	0%	0%
12	0	0%	0%
13	0	0%	0%
14	0	0%	0%
15	0	0%	0%
16	0	0%	0%




Color Vector Graphic




Color Distortion Graphic




Rf by Hue



Local Chroma Shift by Hue



Color Evaluation Sample



# Photometric & Chromaticity Report

Maverick Storm 1 Flex: 50% Zoom - Full Power - Magenta

## Report Summary

### Measurements

Fixture Output: 1154 lm  
Fixture Peak: 20649 cd  
Fixture Efficacy: n/a lm/W  
Intensity @ 5m: 826 lux  
Color Temperature: 0 K  
CRI: 0.0    CRI R9 Value: 0.0  
CQS: 0.0  
TLCI: n/a  
TM-30 Rf: 0.0  
TM-30 Rg: 0.0  
Beam Angle (50%): 14.3°  
Field Angle (10%): 16.2°  
Cutoff Angle (3%): 18°

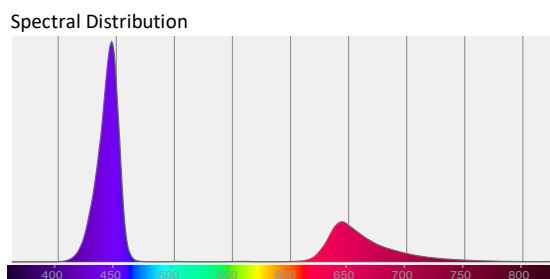
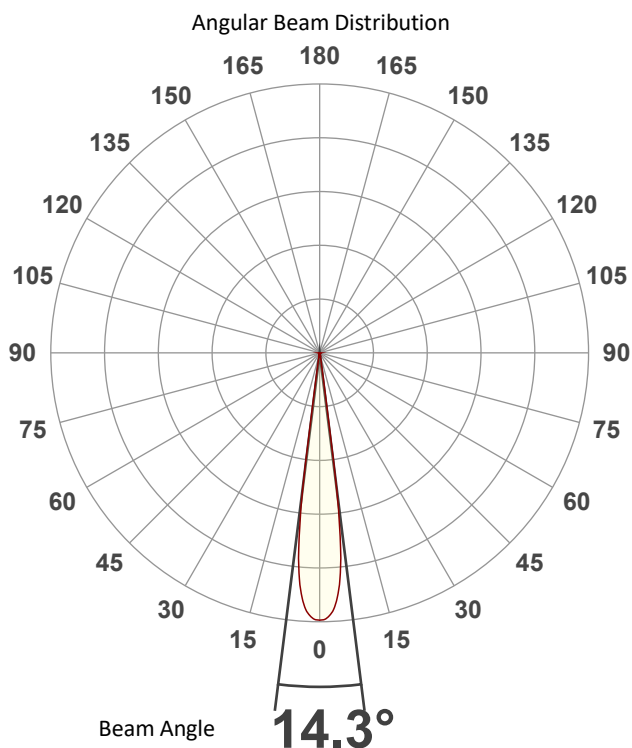


### Conditions

AC Supply: 114 V, 60 Hz  
Power: 0.0 W  
Current: 0.000 A  
Power Factor: n/a

This data sheet conforms to American National Standard E1.9 – 2007 (R2017). All data was measured and calculated by a Viso Systems LabSpion Goniometer at the Chauvet PD Optics Laboratory in Davie, FL on 1/27/2025 to LM-63-2002 Standards.

## Overall Measurement



Tested Color (CIE 1931):

X: 0.203

Y: 0.036



Light Quality

CRI: 0.0

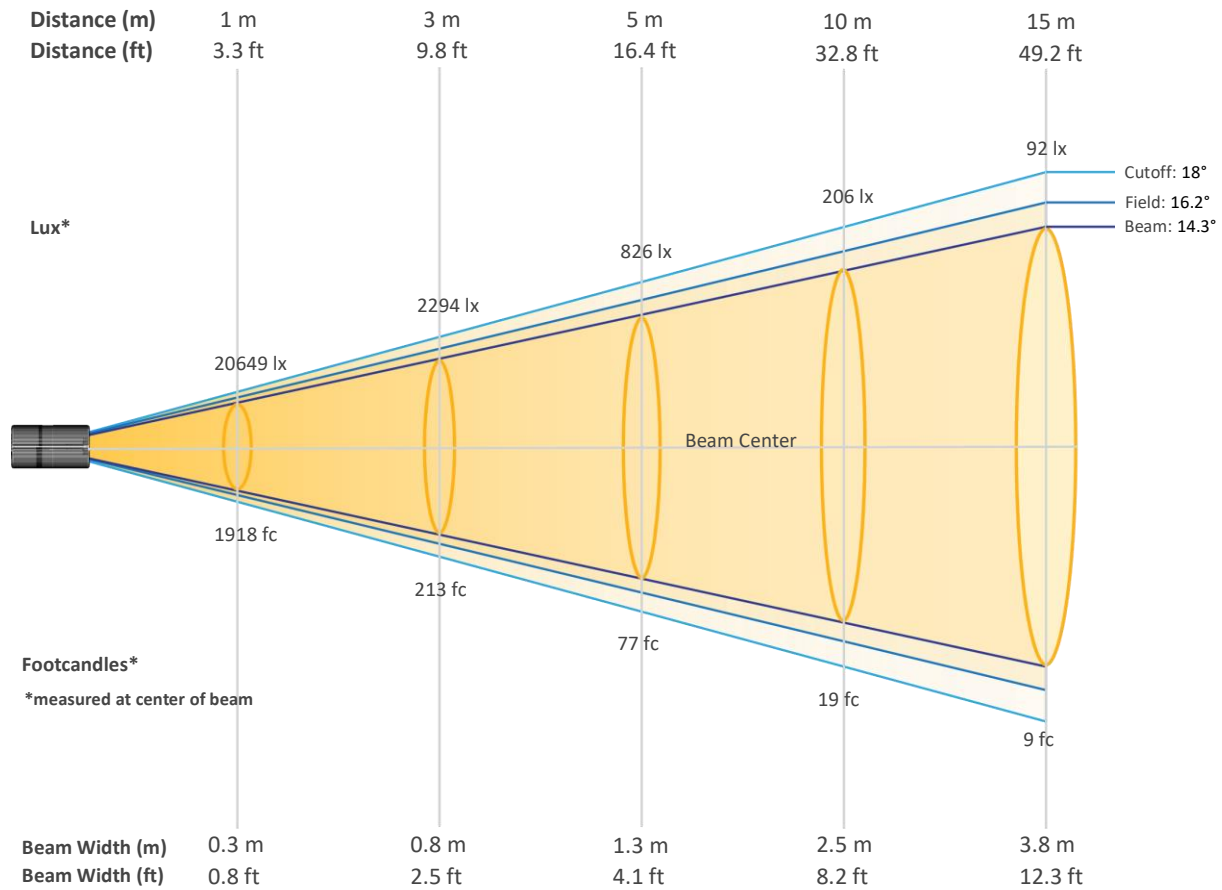
Color Temperature

0 K

# Photometric & Chromaticity Report

Maverick Storm 1 Flex: 50% Zoom - Full Power - Magenta

## Beam Details

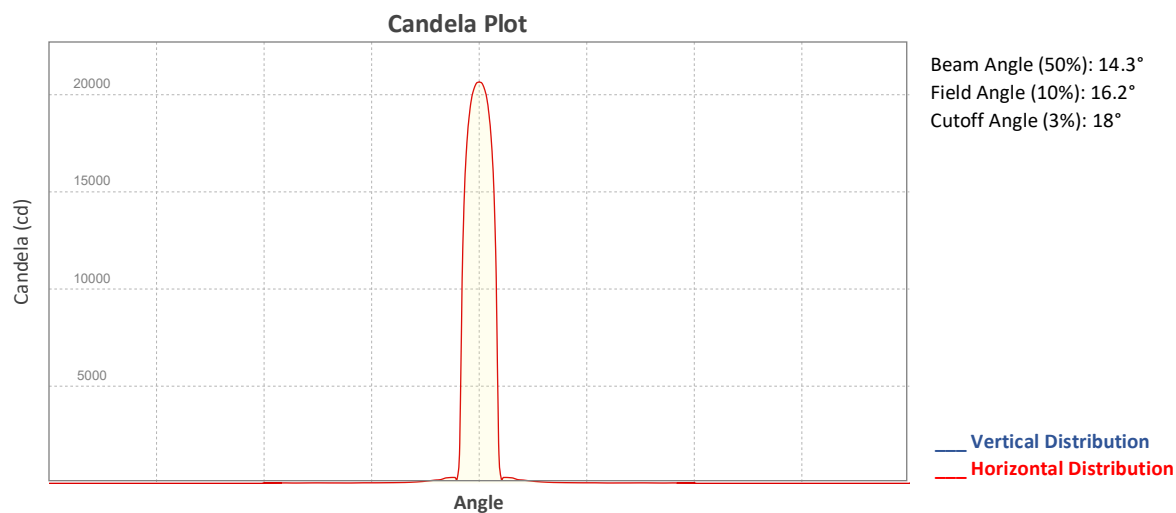


### Beam Intensities from 1-20m (3.3-65.6ft)

Distance	1m	2m	3m	4m	5m	6m	7m	8m	9m	10m
Lux	20649	5162	2294	1291	826	574	421	323	255	206
Distance	11m	12m	13m	14m	15m	16m	17m	18m	19m	20m
Lux	171	143	122	105	92	81	71	64	57	52
Distance	3.3ft	6.6ft	9.8ft	13.1ft	16.4ft	19.7ft	23ft	26.2ft	29.5ft	32.8ft
FC	1918	480	213	120	77	53	39	30	24	19
Distance	36.1ft	39.4ft	42.7ft	45.9ft	49.2ft	52.5ft	55.8ft	59.1ft	62.3ft	65.6ft
FC	16	13	11	10	9	7	7	6	5	5

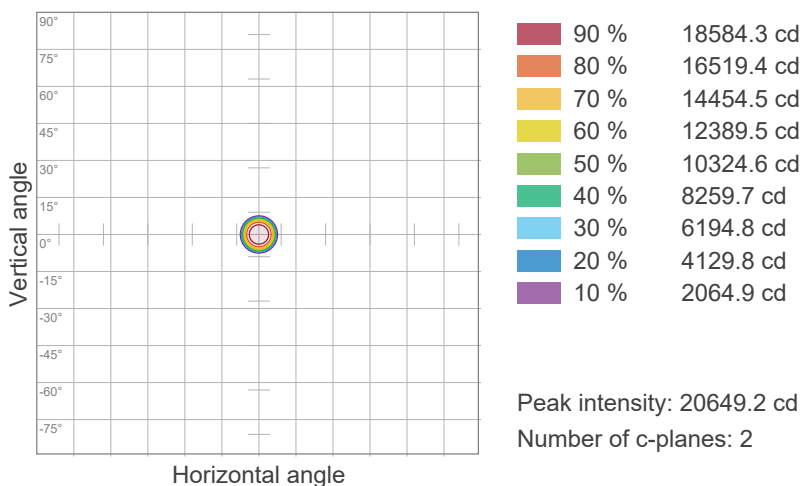
# Photometric & Chromaticity Report

Maverick Storm 1 Flex: 50% Zoom - Full Power - Magenta

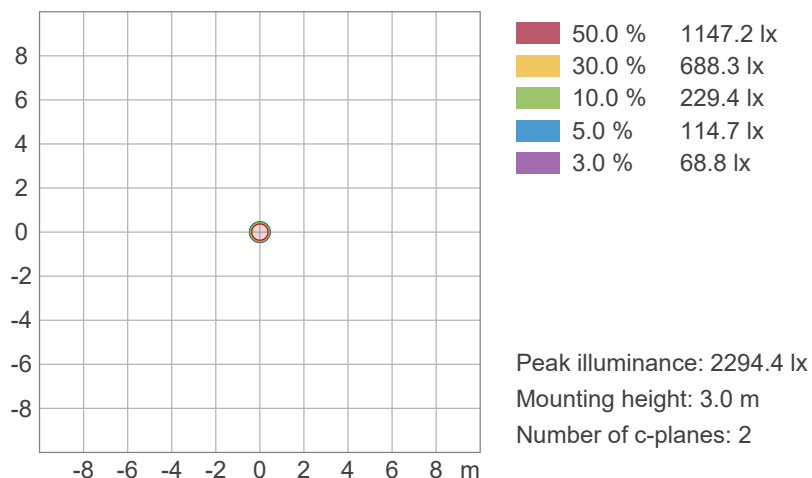


## ISO Diagrams

### ISO Candela Diagram



### ISO Lux Diagram

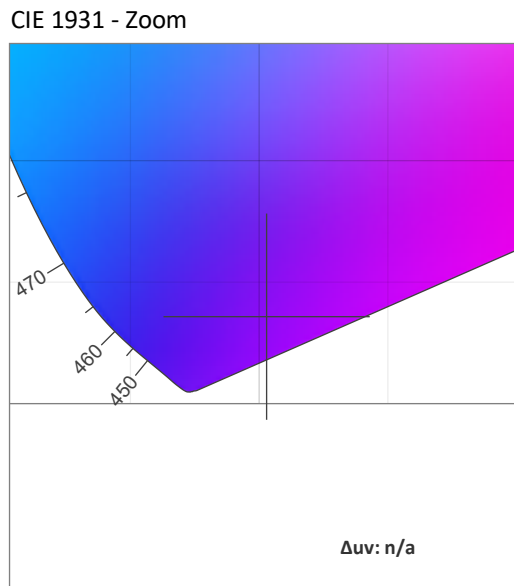
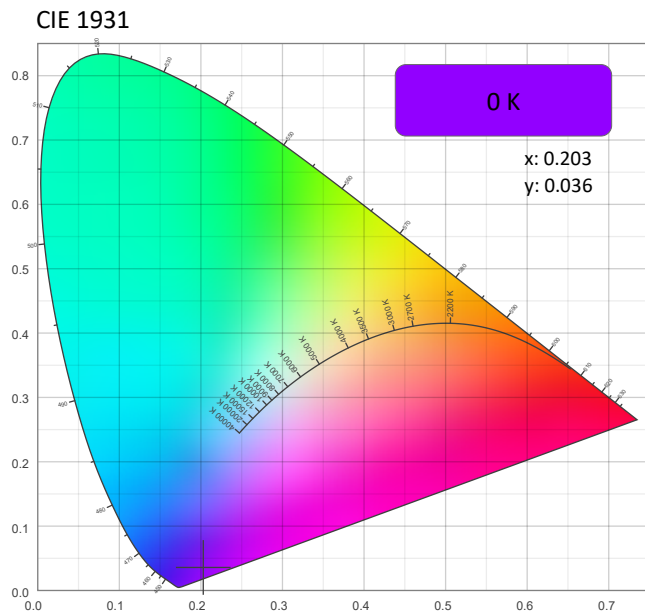




# Photometric & Chromaticity Report

Maverick Storm 1 Flex: 50% Zoom - Full Power - Magenta

## Chromaticity



### CRI: 0.0 (R1-R8)

0	0	0	0	0	0	0	0	0	0	0	0	0	0	0
R1	R2	R3	R4	R5	R6	R7	R8	R9	R10	R11	R12	R13	R14	R15

### CQS: 0.0

0	0	0	0	0	0	0	0	0	0	0	0	0	0	0
Q1	Q2	Q3	Q4	Q5	Q6	Q7	Q8	Q9	Q10	Q11	Q12	Q13	Q14	Q15

### Color Parameters

Color Temperature	Color Coordinate CIE 1931	Color Coordinate CIE 1931
CCT	x	y
0 K	0.203	0.036

Color Deviation from Black Body Curve	Color Coordinate CIE 1964	Color Coordinate CIE 1964
$\Delta uv$	y	u
n/a	0.036	0.268

Color Rendering Index	Red Component	Color Quality Scale
CRI	CRI - R9	CQS
0.0	0.0	0.0

Television Lighting Consistency Index	Color Fidelity	Color Gamut
TLCI	TM30 - Rf	TM30 Rg
n/a	0.0	0.0



# Photometric & Chromaticity Report

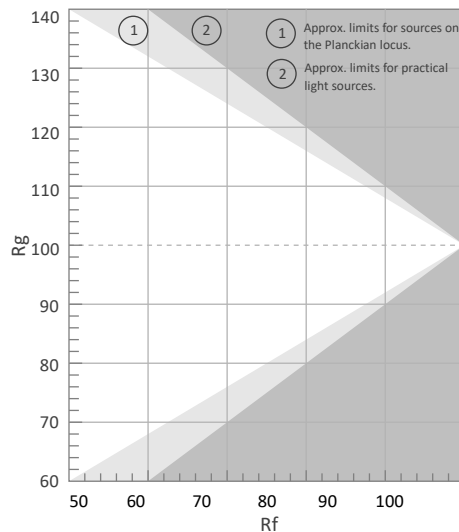
Maverick Storm 1 Flex: 50% Zoom - Full Power - Magenta

## TM-30 Details


**Rf 0.0**  
Fidelity Index  
(Rg)

**Rg 0.0**  
Gammut Index (Rg)


Hue Bin	Rf	Graphic shifts (%)	
		Chroma	Hue
1	0	0%	0%
2	0	0%	0%
3	0	0%	0%
4	0	0%	0%
5	0	0%	0%
6	0	0%	0%
7	0	0%	0%
8	0	0%	0%
9	0	0%	0%
10	0	0%	0%
11	0	0%	0%
12	0	0%	0%
13	0	0%	0%
14	0	0%	0%
15	0	0%	0%
16	0	0%	0%




Color Vector Graphic



Color Distortion Graphic




Rf by Hue



Local Chroma Shift by Hue



Color Evaluation Sample



# Photometric & Chromaticity Report

Maverick Storm 1 Flex: 50% Zoom - Full Power - Yellow

## Report Summary

### Measurements

Fixture Output: 27183 lm  
Fixture Peak: 482575 cd  
Fixture Efficacy: n/a lm/W  
Intensity @ 5m: 19303 lux  
Color Temperature: 3324 K  
CRI: 30.1    CRI R9 Value: -111.2  
CQS: 0.3  
TLCI: 2  
TM-30 Rf: 16.1  
TM-30 Rg: 12.2  
Beam Angle (50%): 15°  
Field Angle (10%): 17.9°  
Cutoff Angle (3%): 20.1°

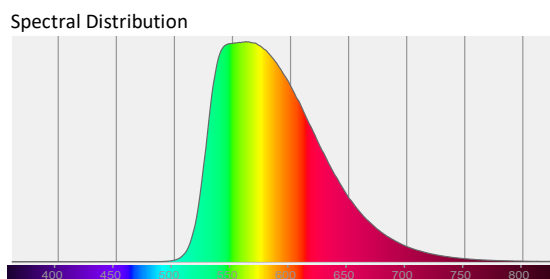
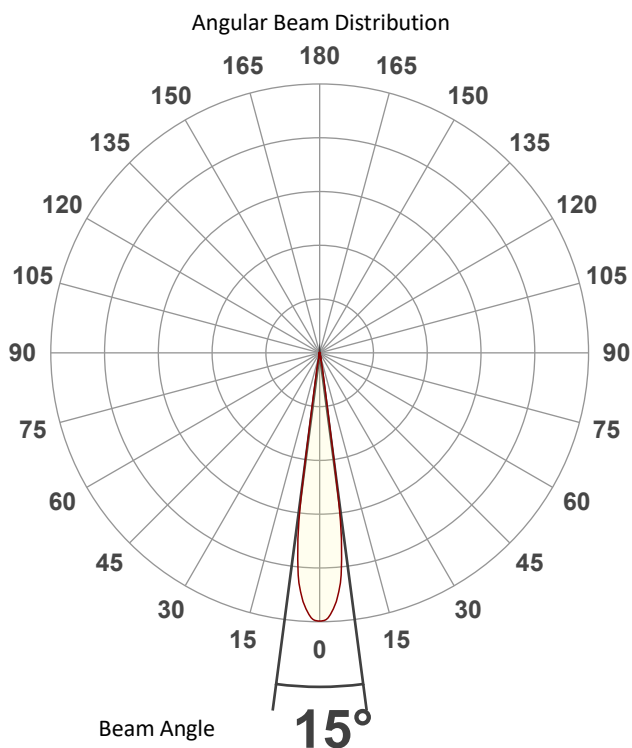


### Conditions

AC Supply: 114 V, 60 Hz  
Power: 0.0 W  
Current: 0.000 A  
Power Factor: n/a

This data sheet conforms to American National Standard E1.9 – 2007 (R2017). All data was measured and calculated by a Viso Systems LabSpion Goniometer at the Chauvet PD Optics Laboratory in Davie, FL on 1/27/2025 to LM-63-2002 Standards.

## Overall Measurement



Tested Color (CIE 1931):

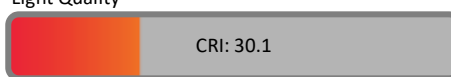
X: 0.469

Y: 0.524



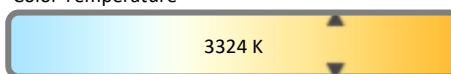
Light Quality

CRI: 30.1



Color Temperature

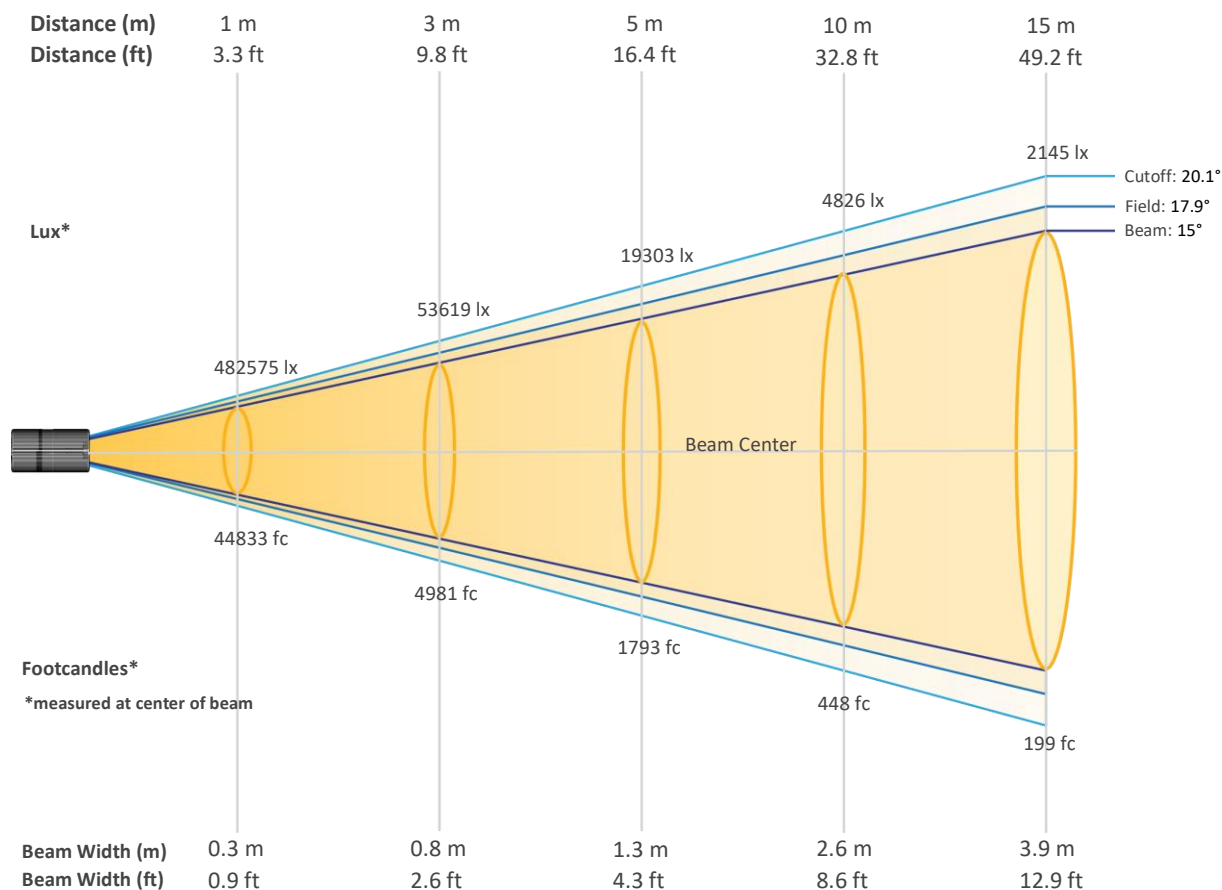
3324 K



# Photometric & Chromaticity Report

Maverick Storm 1 Flex: 50% Zoom - Full Power - Yellow

## Beam Details

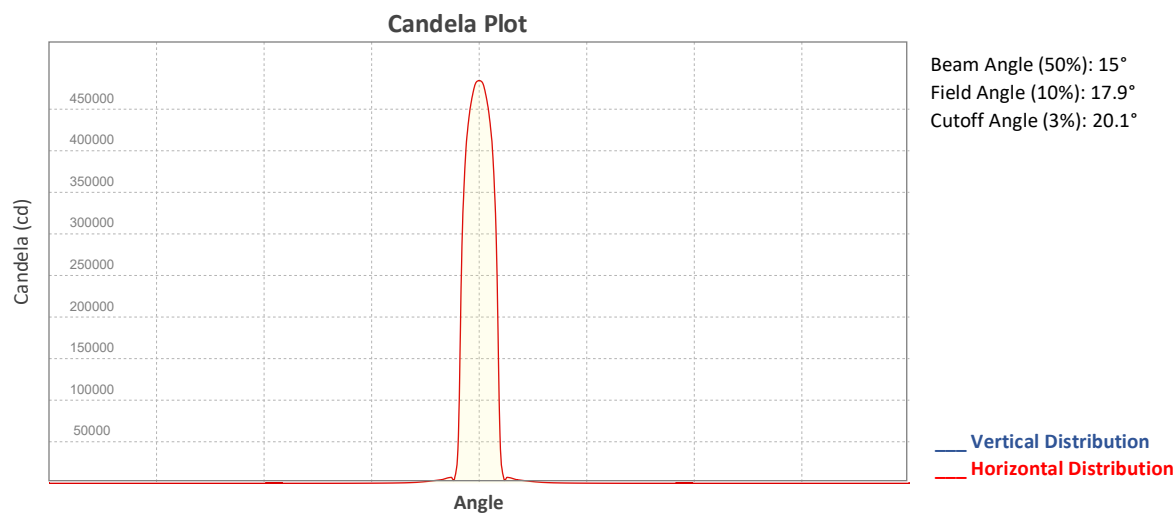


### Beam Intensities from 1-20m (3.3-65.6ft)

Distance	1m	2m	3m	4m	5m	6m	7m	8m	9m	10m
Lux	482575	120644	53619	30161	19303	13405	9848	7540	5958	4826
Distance	11m	12m	13m	14m	15m	16m	17m	18m	19m	20m
Lux	3988	3351	2855	2462	2145	1885	1670	1489	1337	1206
Distance	3.3ft	6.6ft	9.8ft	13.1ft	16.4ft	19.7ft	23ft	26.2ft	29.5ft	32.8ft
FC	44833	11208	4981	2802	1793	1245	915	701	553	448
Distance	36.1ft	39.4ft	42.7ft	45.9ft	49.2ft	52.5ft	55.8ft	59.1ft	62.3ft	65.6ft
FC	371	311	265	229	199	175	155	138	124	112

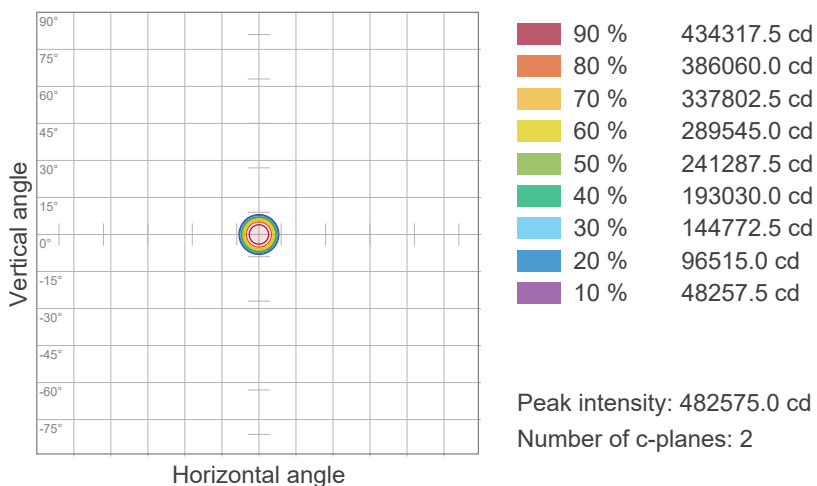
# Photometric & Chromaticity Report

Maverick Storm 1 Flex: 50% Zoom - Full Power - Yellow

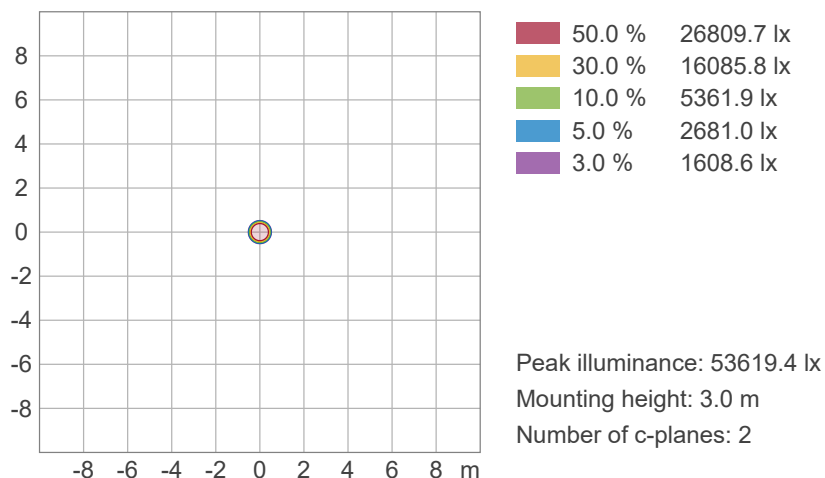


## ISO Diagrams

### ISO Candela Diagram



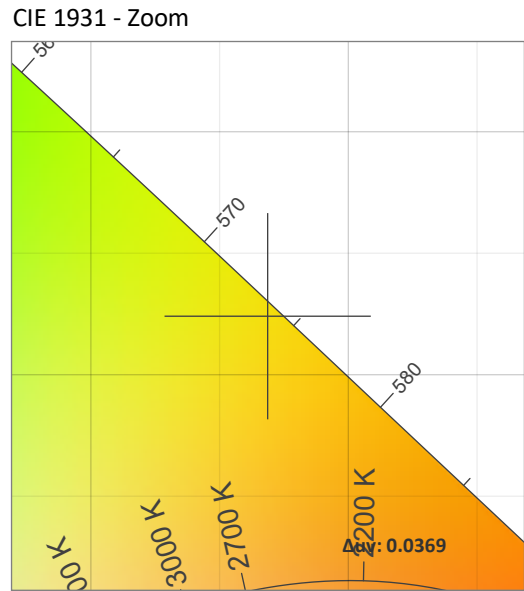
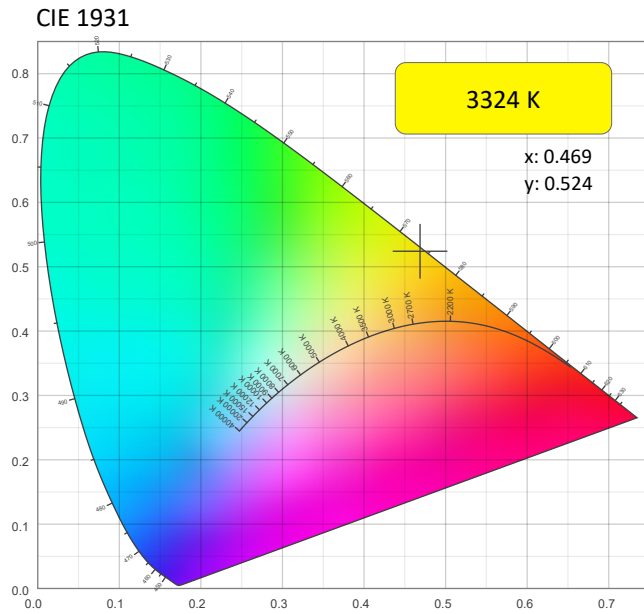
### ISO Lux Diagram



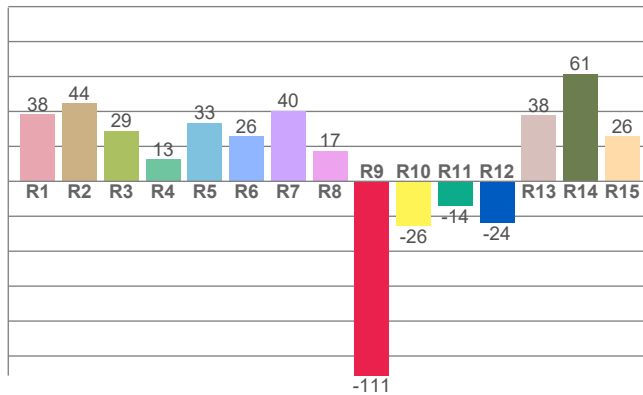
# Photometric & Chromaticity Report

Maverick Storm 1 Flex: 50% Zoom - Full Power - Yellow

## Chromaticity



CRI: 30.1 (R1-R8)

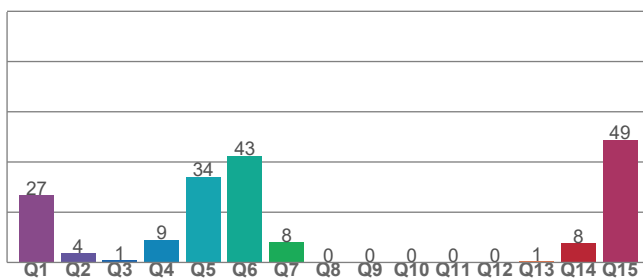


Color Parameters

Color Temperature	Color Coordinate CIE 1931	Color Coordinate CIE 1931
CCT	x	y
3324 K	0.469	0.524

Color Deviation from Black Body Curve	Color Coordinate CIE 1964	Color Coordinate CIE 1964
Δuv	y	u
0.0369	0.524	0.224

CQS: 0.3



Color Rendering Index	Red Component	Color Quality Scale
CRI	CRI - R9	CQS
30.1	-111.2	0.3

Television Lighting Consistency Index	Color Fidelity	Color Gamut
TLCI	TM30 - Rf	TM30 Rg
2	16.1	12.2

# Photometric & Chromaticity Report

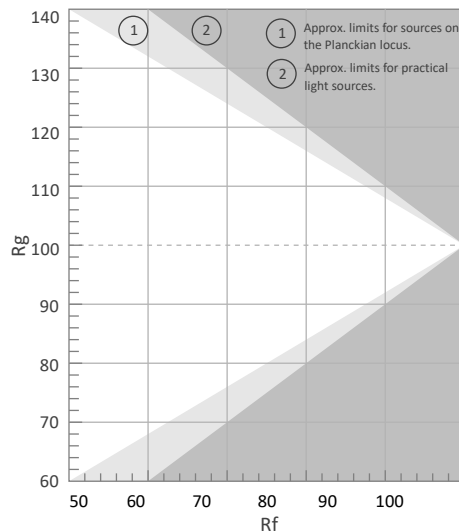
Maverick Storm 1 Flex: 50% Zoom - Full Power - Yellow

## TM-30 Details

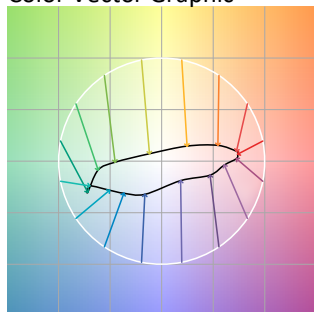
**Rf 16.1**  
Fidelity Index (Rg)

**Rg 12.2**  
Gammut Index (Rg)


Hue Bin	R <sub>f</sub>	Graphic shifts (%)	
		Chroma	Hue
1	48	-26%	-8%
2	21	-34%	-32%
3	1	-57%	-37%
4	1	-81%	-21%
5	6	-91%	10%
6	1	-76%	38%
7	7	-54%	41%
8	13	-36%	44%
9	59	-27%	10%
10	37	-42%	-5%
11	13	-54%	-13%
12	13	-65%	-10%
13	7	-78%	14%
14	19	-63%	31%
15	20	-47%	31%
16	52	-29%	17%



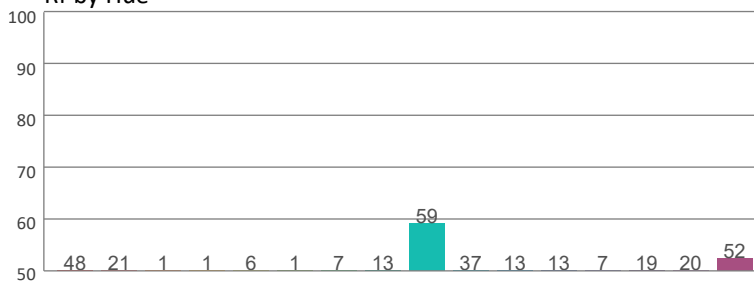
Color Vector Graphic



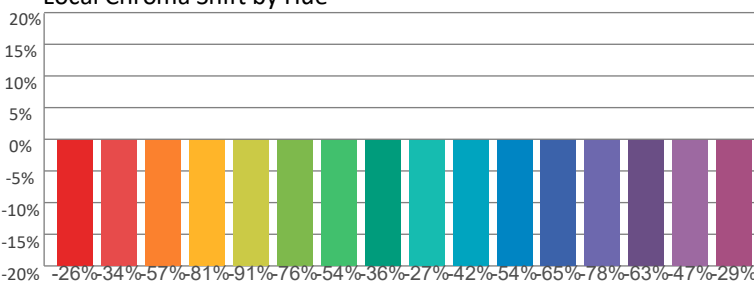
Color Distortion Graphic



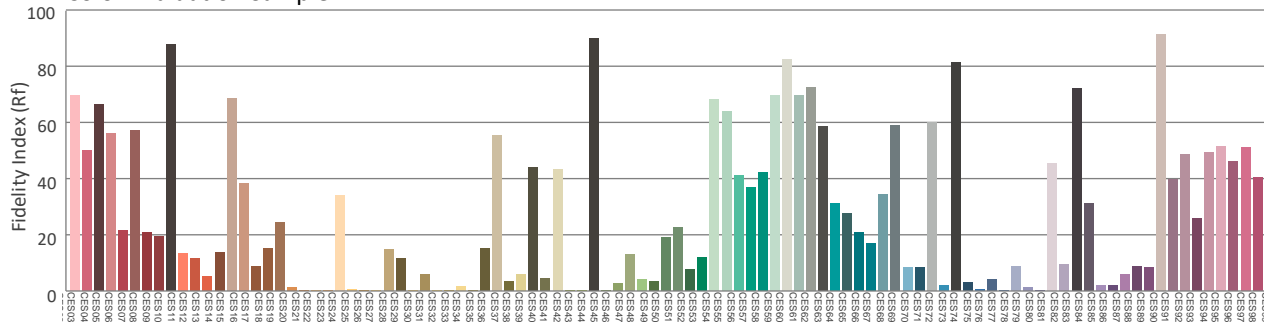
R<sub>f</sub> by Hue



Local Chroma Shift by Hue



Color Evaluation Sample



# Photometric & Chromaticity Report

Maverick Storm 1 Flex: 50% Zoom - Full Power - 3200K

## Report Summary

### Measurements

Fixture Output: 4740 lm  
Fixture Peak: 91511 cd  
Fixture Efficacy: n/a lm/W  
Intensity @ 5m: 3660 lux  
Color Temperature: 3305 K  
CRI: 76.1    CRI R9 Value: 87.4  
CQS: 74.0  
TLCI: 51  
TM-30 Rf: 72.4  
TM-30 Rg: 105.0  
Beam Angle (50%): 14.5°  
Field Angle (10%): 17.1°  
Cutoff Angle (3%): 18.2°

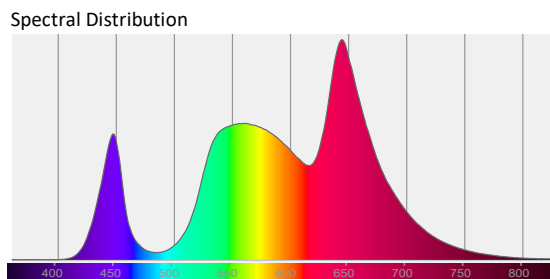
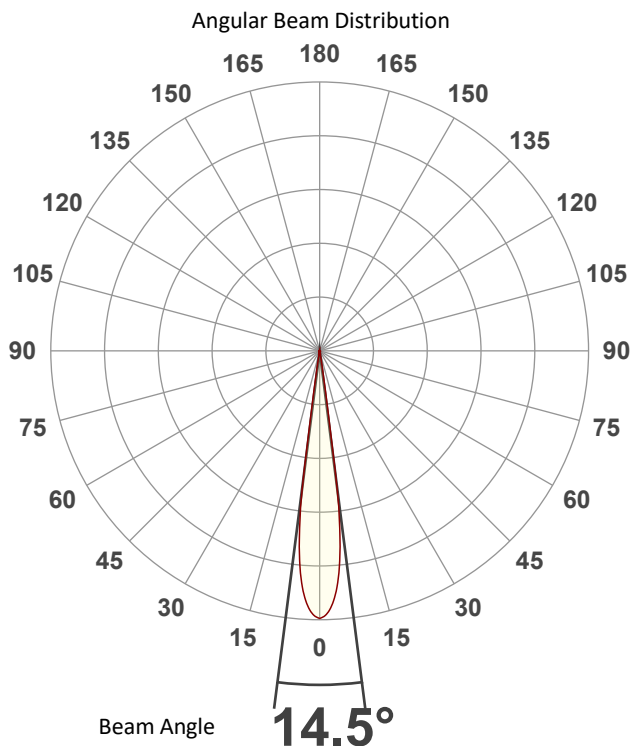


### Conditions

AC Supply: 113 V, 60 Hz  
Power: 0.0 W  
Current: 0.000 A  
Power Factor: n/a

This data sheet conforms to American National Standard E1.9 – 2007 (R2017). All data was measured and calculated by a Viso Systems LabSpion Goniometer at the Chauvet PD Optics Laboratory in Davie, FL on 1/27/2025 to LM-63-2002 Standards.

## Overall Measurement



Tested Color (CIE 1931):  
X: 0.416  
Y: 0.394

Light Quality  
CRI: 76.1

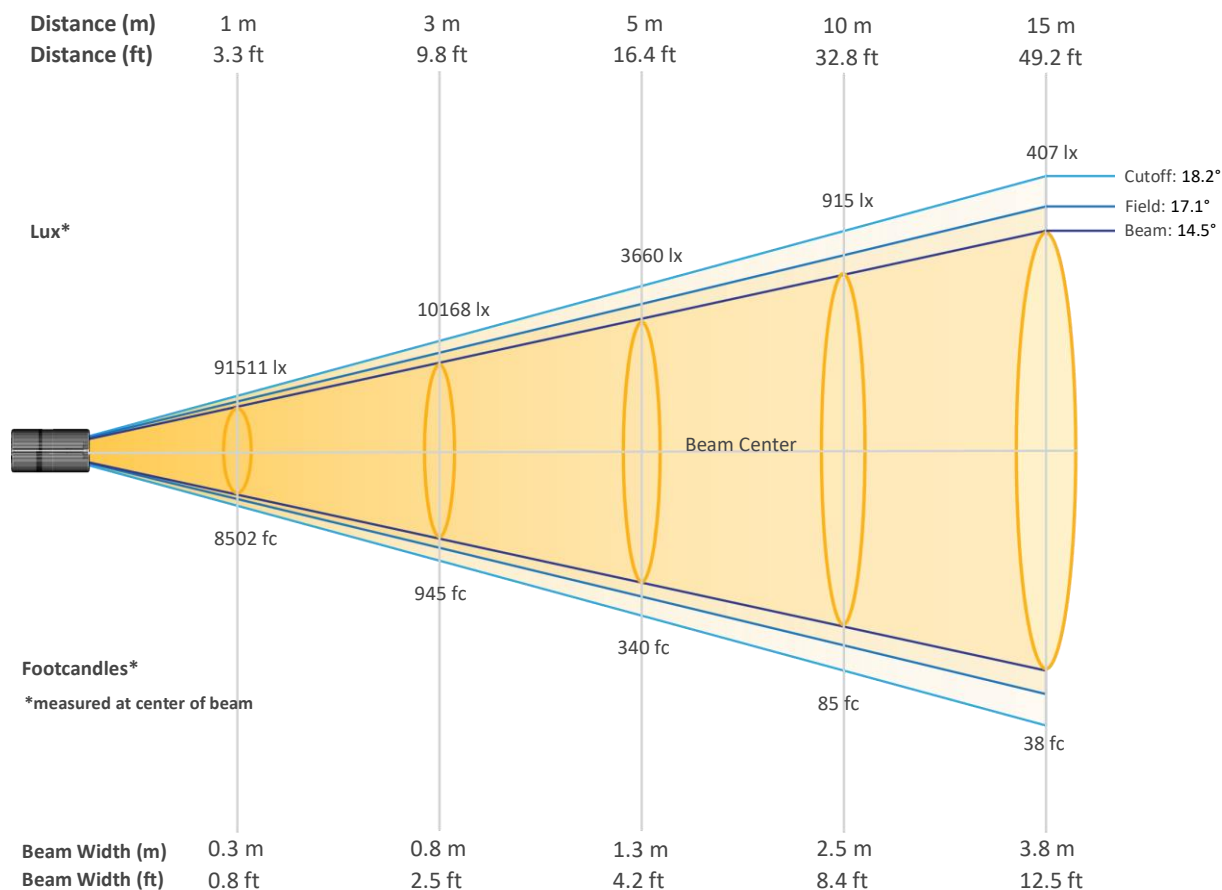
Color Temperature  
3305 K



# Photometric & Chromaticity Report

Maverick Storm 1 Flex: 50% Zoom - Full Power - 3200K

## Beam Details

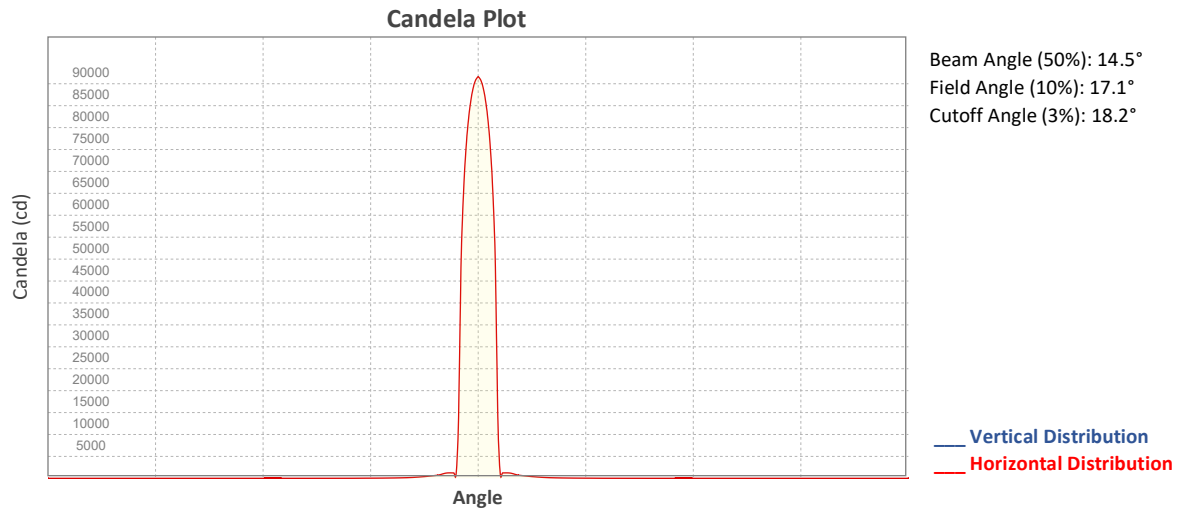


### Beam Intensities from 1-20m (3.3-65.6ft)

Distance	1m	2m	3m	4m	5m	6m	7m	8m	9m	10m
Lux	91511	22878	10168	5719	3660	2542	1868	1430	1130	915
<b>Distance</b>	<b>11m</b>	<b>12m</b>	<b>13m</b>	<b>14m</b>	<b>15m</b>	<b>16m</b>	<b>17m</b>	<b>18m</b>	<b>19m</b>	<b>20m</b>
Lux	756	635	541	467	407	357	317	282	253	229
<b>Distance</b>	<b>3.3ft</b>	<b>6.6ft</b>	<b>9.8ft</b>	<b>13.1ft</b>	<b>16.4ft</b>	<b>19.7ft</b>	<b>23ft</b>	<b>26.2ft</b>	<b>29.5ft</b>	<b>32.8ft</b>
FC	8502	2125	945	531	340	236	174	133	105	85
<b>Distance</b>	<b>36.1ft</b>	<b>39.4ft</b>	<b>42.7ft</b>	<b>45.9ft</b>	<b>49.2ft</b>	<b>52.5ft</b>	<b>55.8ft</b>	<b>59.1ft</b>	<b>62.3ft</b>	<b>65.6ft</b>
FC	70	59	50	43	38	33	29	26	24	21

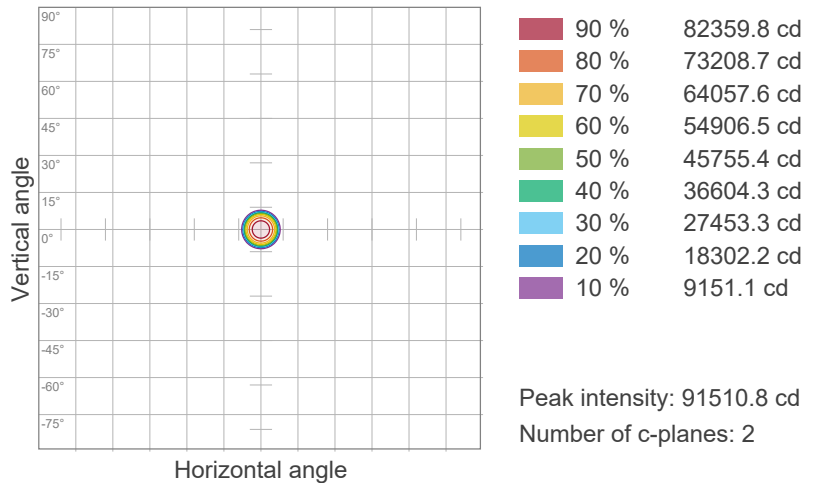
# Photometric & Chromaticity Report

Maverick Storm 1 Flex: 50% Zoom - Full Power - 3200K

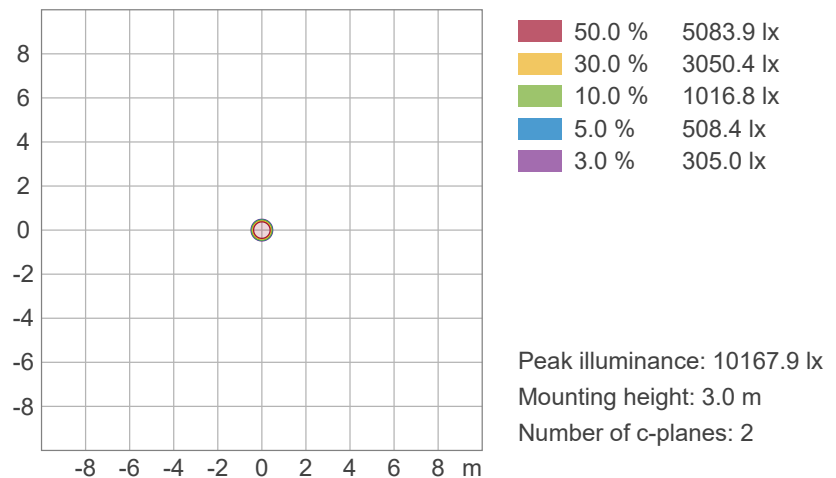


## ISO Diagrams

### ISO Candela Diagram



### ISO Lux Diagram

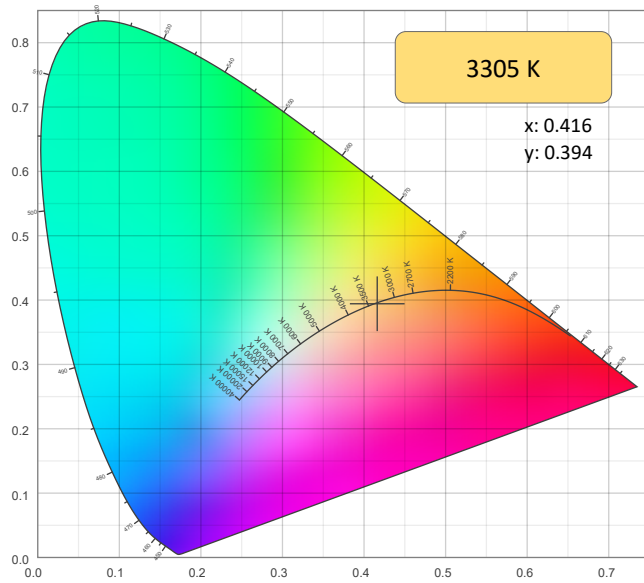


# Photometric & Chromaticity Report

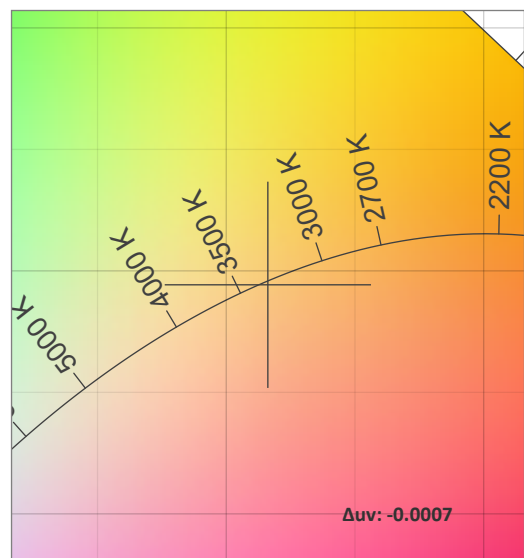
Maverick Storm 1 Flex: 50% Zoom - Full Power - 3200K

## Chromaticity

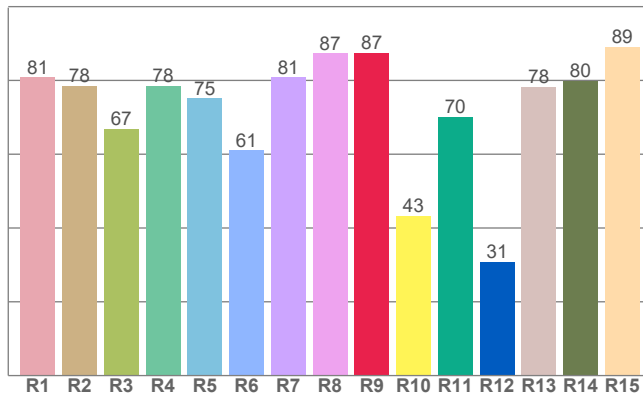
CIE 1931



CIE 1931 - Zoom



CRI: 76.1 (R1-R8)

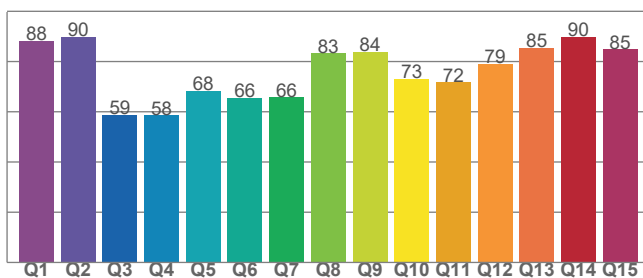


Color Parameters

Color Temperature	Color Coordinate CIE 1931	Color Coordinate CIE 1931
CCT	x	y
3305 K	0.416	0.394

Color Deviation from Black Body Curve	Color Coordinate CIE 1964	Color Coordinate CIE 1964
$\Delta uv$	y	u
-0.0007	0.394	0.241

CQS: 74.0



Color Rendering Index	Red Component	Color Quality Scale
CRI	CRI - R9	CQS
76.1	87.4	74.0

Television Lighting Consistency Index	Color Fidelity	Color Gamut
TLCI	TM30 - Rf	TM30 Rg
51	72.4	105.0

# Photometric & Chromaticity Report

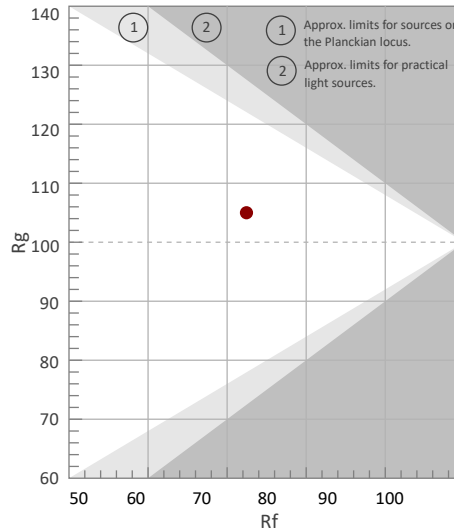
Maverick Storm 1 Flex: 50% Zoom - Full Power - 3200K

## TM-30 Details

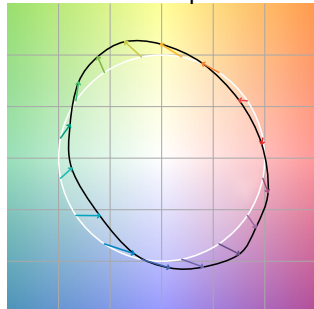
**Rf 72.4**  
Fidelity Index (Rg)

**Rg 105.0**  
Gammut Index (Rg)

Hue Bin	Graphic shifts (%)		
	R <sub>f</sub>	Chroma	Hue
1	88	-2%	-5%
2	85	-6%	5%
3	64	-2%	18%
4	62	8%	22%
5	73	18%	13%
6	73	16%	-3%
7	73	8%	-16%
8	75	-7%	-14%
9	78	-12%	-7%
10	65	-19%	13%
11	52	-8%	29%
12	62	3%	28%
13	72	11%	19%
14	74	19%	11%
15	79	13%	-5%
16	80	8%	-12%



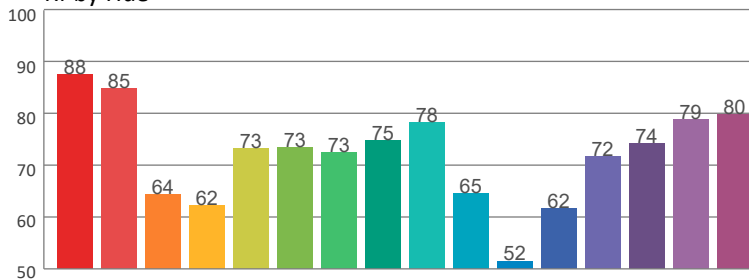
Color Vector Graphic



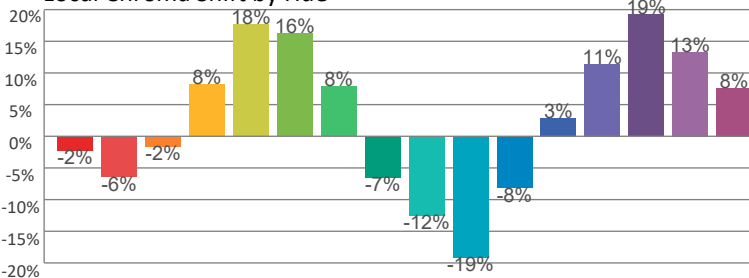
Color Distortion Graphic



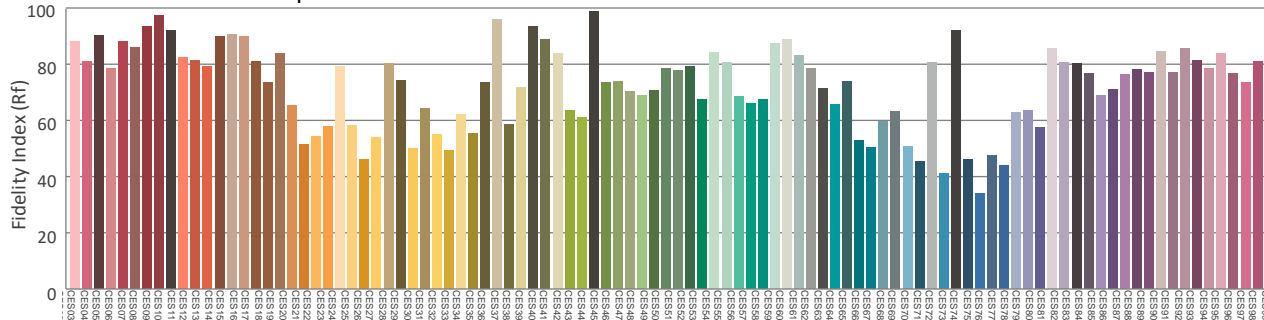
Rf by Hue



Local Chroma Shift by Hue



Color Evaluation Sample



# Photometric & Chromaticity Report

Maverick Storm 1 Flex: 50% Zoom - Full Power - CTO

## Report Summary

### Measurements

Fixture Output: 16480 lm  
Fixture Peak: 317760 cd  
Fixture Efficacy: n/a lm/W  
Intensity @ 5m: 12710 lux  
Color Temperature: 3041 K  
CRI: 69.9    CRI R9 Value: -38.2  
CQS: 68.7  
TLCI: 41  
TM-30 Rf: 72.1  
TM-30 Rg: 94.6  
Beam Angle (50%): 14.4°  
Field Angle (10%): 16.6°  
Cutoff Angle (3%): 18°

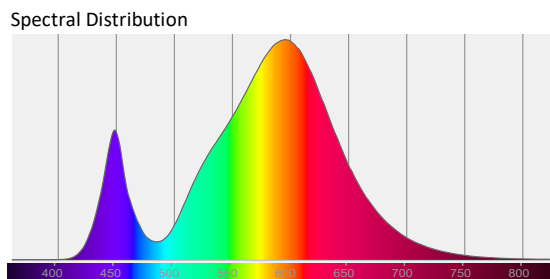
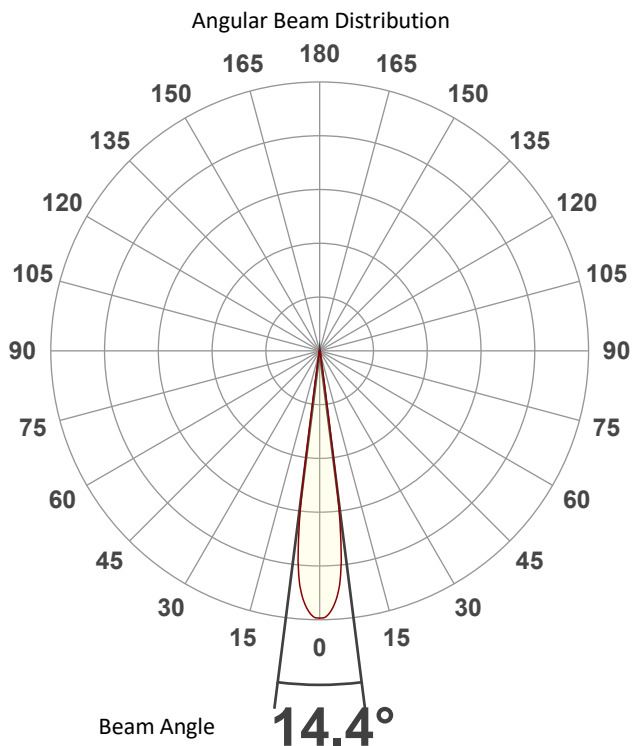


### Conditions

AC Supply: 113 V, 60 Hz  
Power: 0.0 W  
Current: 0.000 A  
Power Factor: n/a

This data sheet conforms to American National Standard E1.9 – 2007 (R2017). All data was measured and calculated by a Viso Systems LabSpion Goniometer at the Chauvet PD Optics Laboratory in Davie, FL on 1/27/2025 to LM-63-2002 Standards.

## Overall Measurement



Tested Color (CIE 1931):  
X: 0.432  
Y: 0.399

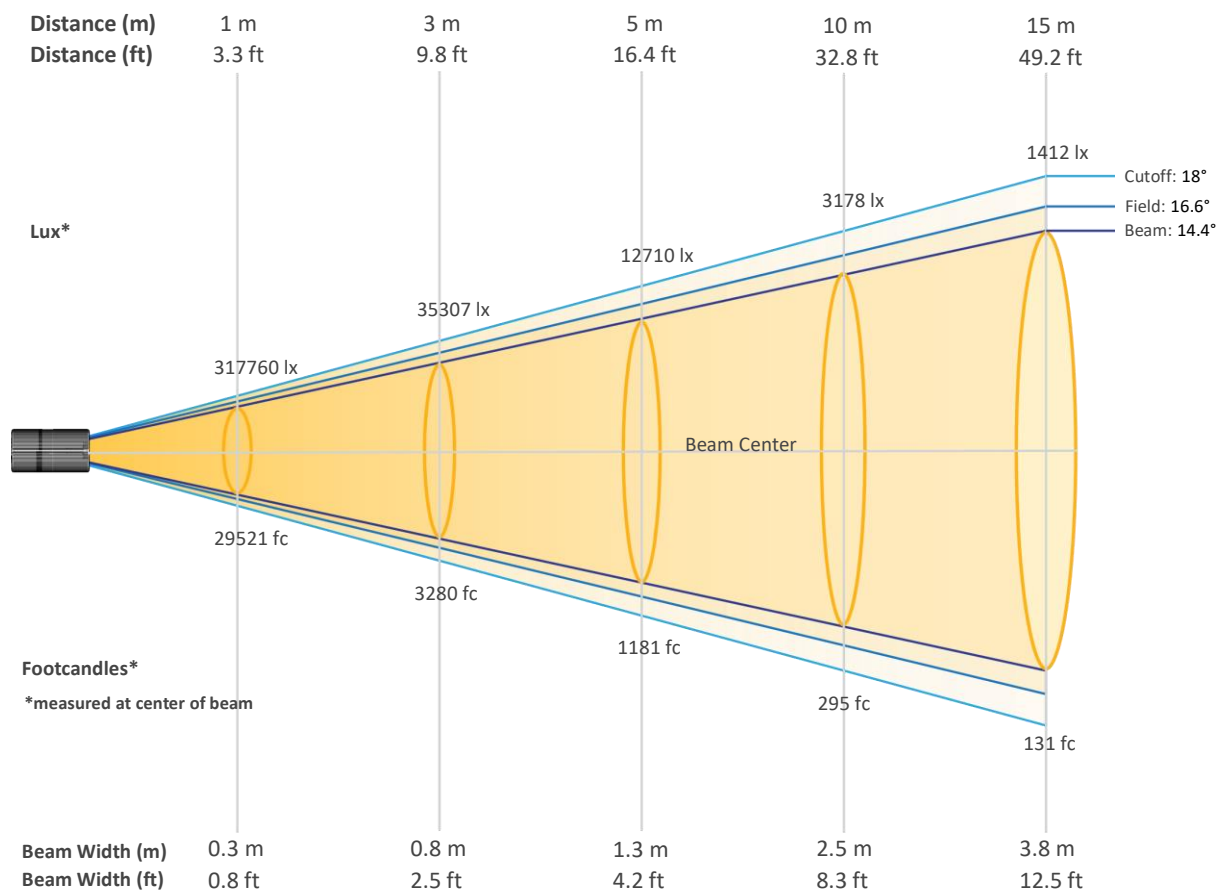
Light Quality  
CRI: 69.9

Color Temperature  
3041 K

# Photometric & Chromaticity Report

Maverick Storm 1 Flex: 50% Zoom - Full Power - CTO

## Beam Details

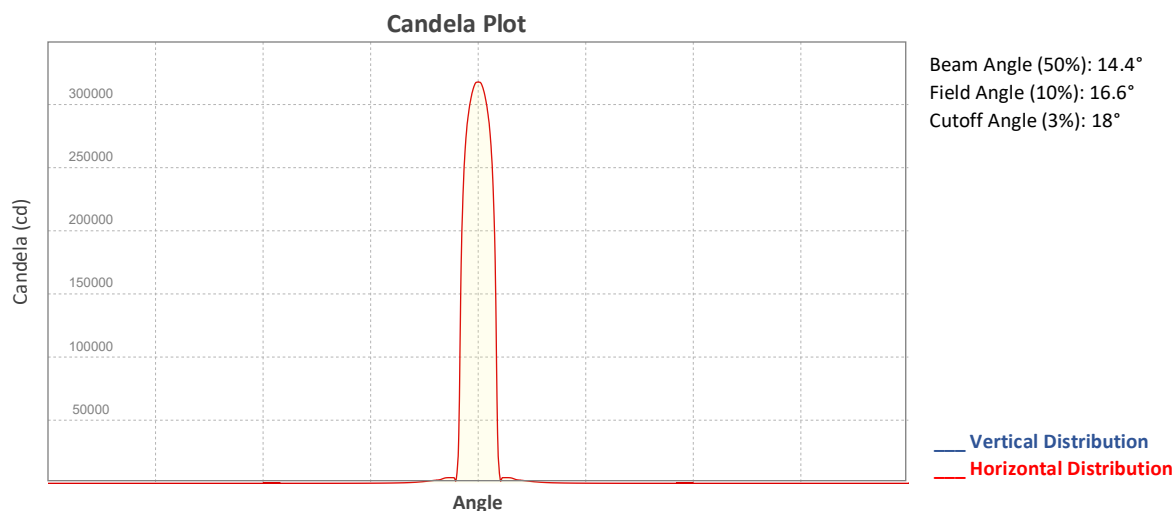


### Beam Intensities from 1-20m (3.3-65.6ft)

Distance	1m	2m	3m	4m	5m	6m	7m	8m	9m	10m
Lux	317760	79440	35307	19860	12710	8827	6485	4965	3923	3178
Distance	11m	12m	13m	14m	15m	16m	17m	18m	19m	20m
Lux	2626	2207	1880	1621	1412	1241	1100	981	880	794
Distance	3.3ft	6.6ft	9.8ft	13.1ft	16.4ft	19.7ft	23ft	26.2ft	29.5ft	32.8ft
FC	29521	7380	3280	1845	1181	820	602	461	364	295
Distance	36.1ft	39.4ft	42.7ft	45.9ft	49.2ft	52.5ft	55.8ft	59.1ft	62.3ft	65.6ft
FC	244	205	175	151	131	115	102	91	82	74

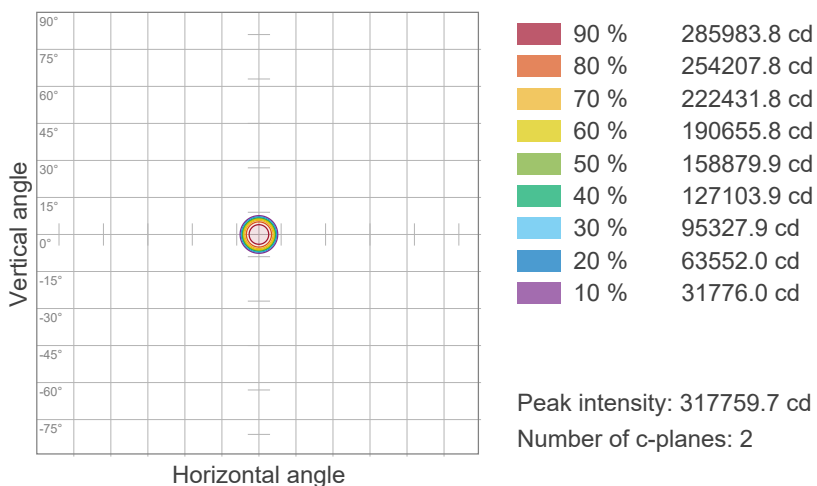
# Photometric & Chromaticity Report

Maverick Storm 1 Flex: 50% Zoom - Full Power - CTO

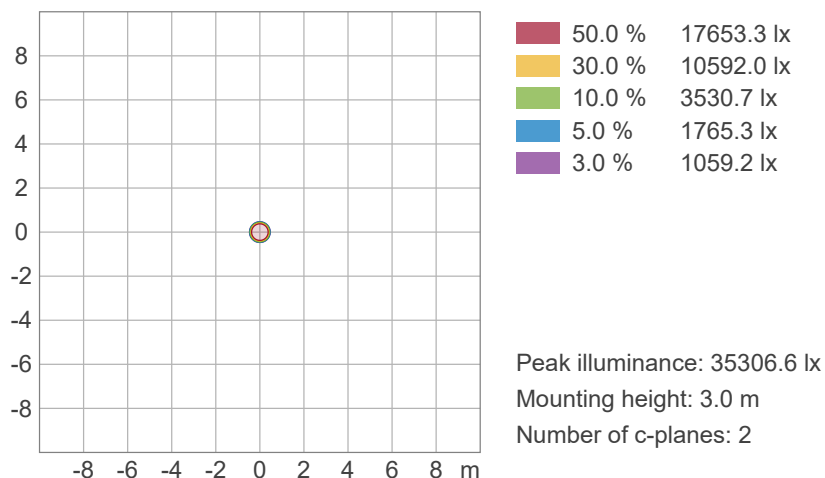


## ISO Diagrams

### ISO Candela Diagram



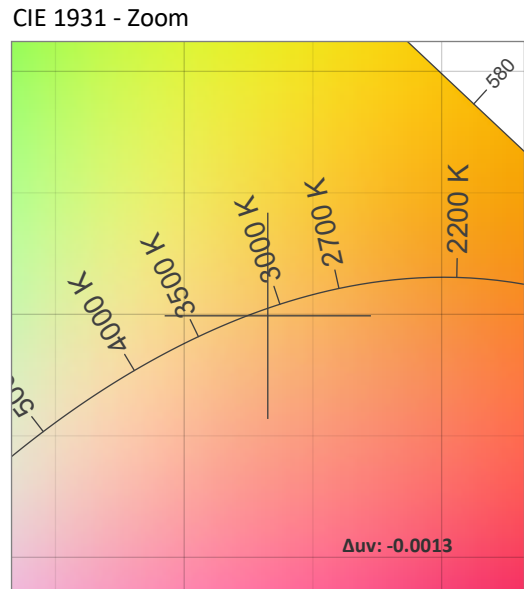
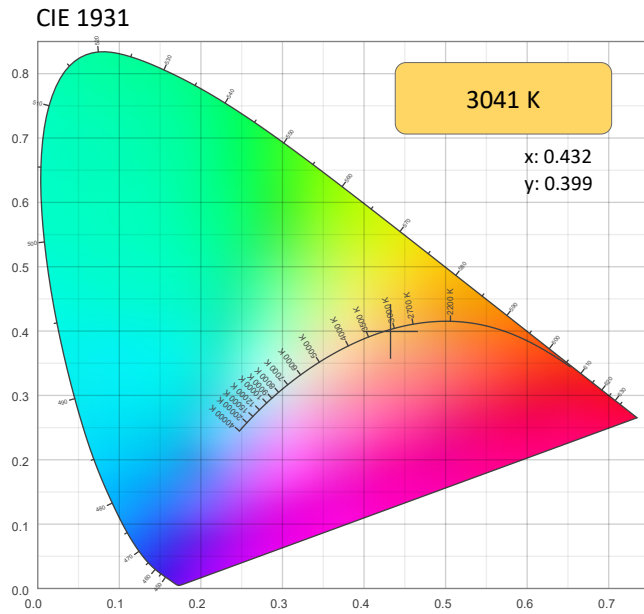
### ISO Lux Diagram



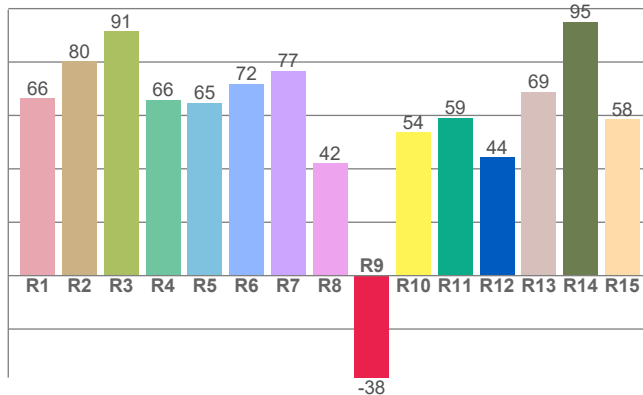
# Photometric & Chromaticity Report

Maverick Storm 1 Flex: 50% Zoom - Full Power - CTO

## Chromaticity



CRI: 69.9 (R1-R8)

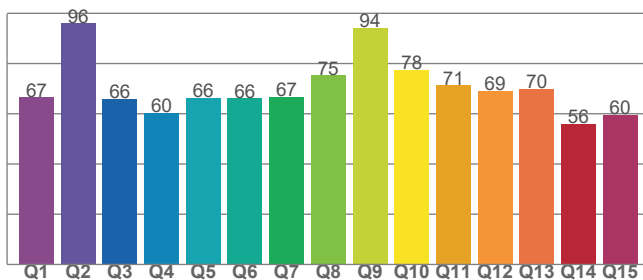


Color Parameters

Color Temperature	Color Coordinate CIE 1931	Color Coordinate CIE 1931
CCT	x	y
3041 K	0.432	0.399

Color Deviation from Black Body Curve	Color Coordinate CIE 1964	Color Coordinate CIE 1964
Δuv	y	u
-0.0013	0.399	0.250

CQS: 68.7



Color Rendering Index	Red Component	Color Quality Scale
CRI	CRI - R9	CQS
69.9	-38.2	68.7

Television Lighting Consistency Index	Color Fidelity	Color Gamut
TLCI	TM30 - Rf	TM30 Rg
41	72.1	94.6



# Photometric & Chromaticity Report

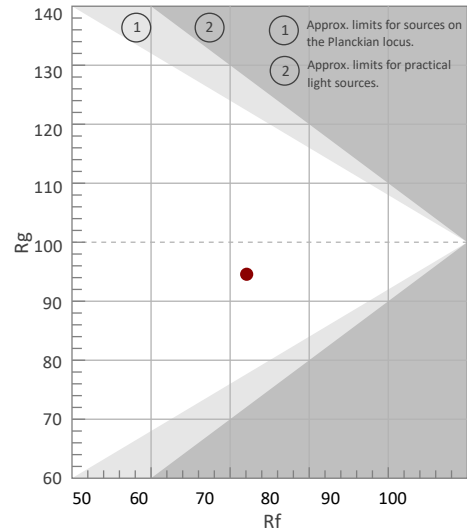
Maverick Storm 1 Flex: 50% Zoom - Full Power - CTO

## TM-30 Details

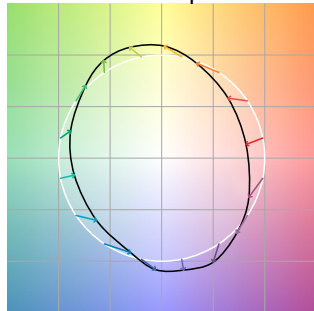
**Rf 72.1**  
Fidelity Index (Rg)

**Rg 94.6**  
Gammut Index (Rg)

Hue Bin	Graphic shifts (%)		
	R <sub>f</sub>	Chroma	Hue
1	69	-17%	-3%
2	67	-14%	13%
3	56	-5%	23%
4	69	7%	19%
5	83	11%	9%
6	82	10%	-6%
7	73	0%	-18%
8	81	-8%	-9%
9	79	-14%	0%
10	65	-14%	15%
11	63	-7%	26%
12	72	7%	15%
13	83	11%	0%
14	76	12%	-14%
15	69	1%	-20%
16	72	-10%	-21%



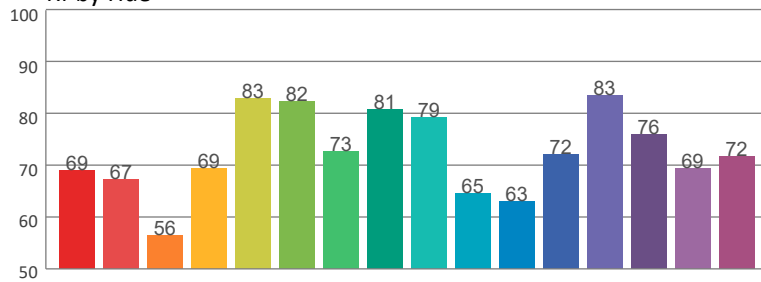
Color Vector Graphic



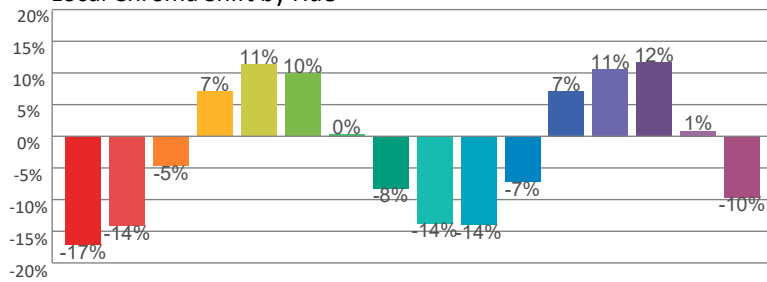
Color Distortion Graphic



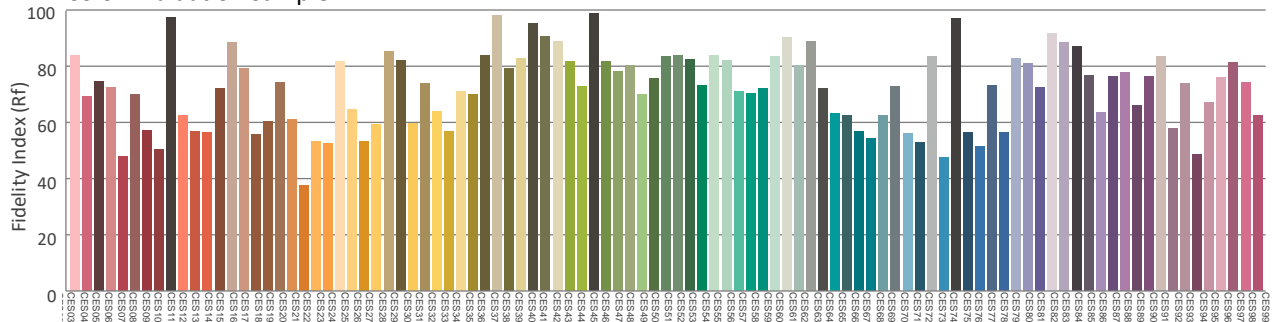
R<sub>f</sub> by Hue



Local Chroma Shift by Hue



Color Evaluation Sample



# Photometric & Chromaticity Report

Maverick Storm 1 Flex: 50% Zoom - Full Power - Auto

## Report Summary

### Measurements

Fixture Output: 32723 lm  
Fixture Peak: 581315 cd  
Fixture Efficacy: n/a lm/W  
Intensity @ 5m: 23253 lux  
Color Temperature: 6748 K  
CRI: 72.3    CRI R9 Value: -23.8  
CQS: 68.9  
TLCI: 48  
TM-30 Rf: 71.4  
TM-30 Rg: 95.2  
Beam Angle (50%): 15.2°  
Field Angle (10%): 17.7°  
Cutoff Angle (3%): 19.1°

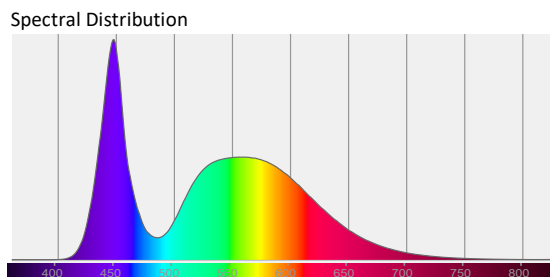
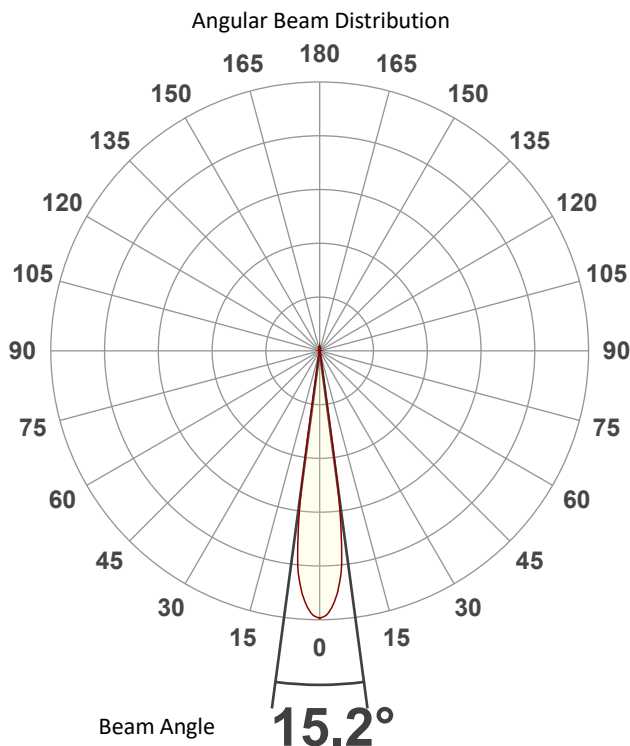


### Conditions

AC Supply: 113 V, 60.1 Hz  
Power: 0.0 W  
Current: 0.000 A  
Power Factor: n/a

This data sheet conforms to American National Standard E1.9 – 2007 (R2017). All data was measured and calculated by a Viso Systems LabSpion Goniometer at the Chauvet PD Optics Laboratory in Davie, FL on 1/27/2025 to LM-63-2002 Standards.


## Overall Measurement



Tested Color (CIE 1931):

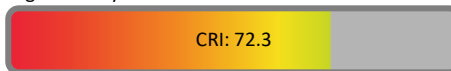
X: 0.310

Y: 0.318



Light Quality

CRI: 72.3



Color Temperature

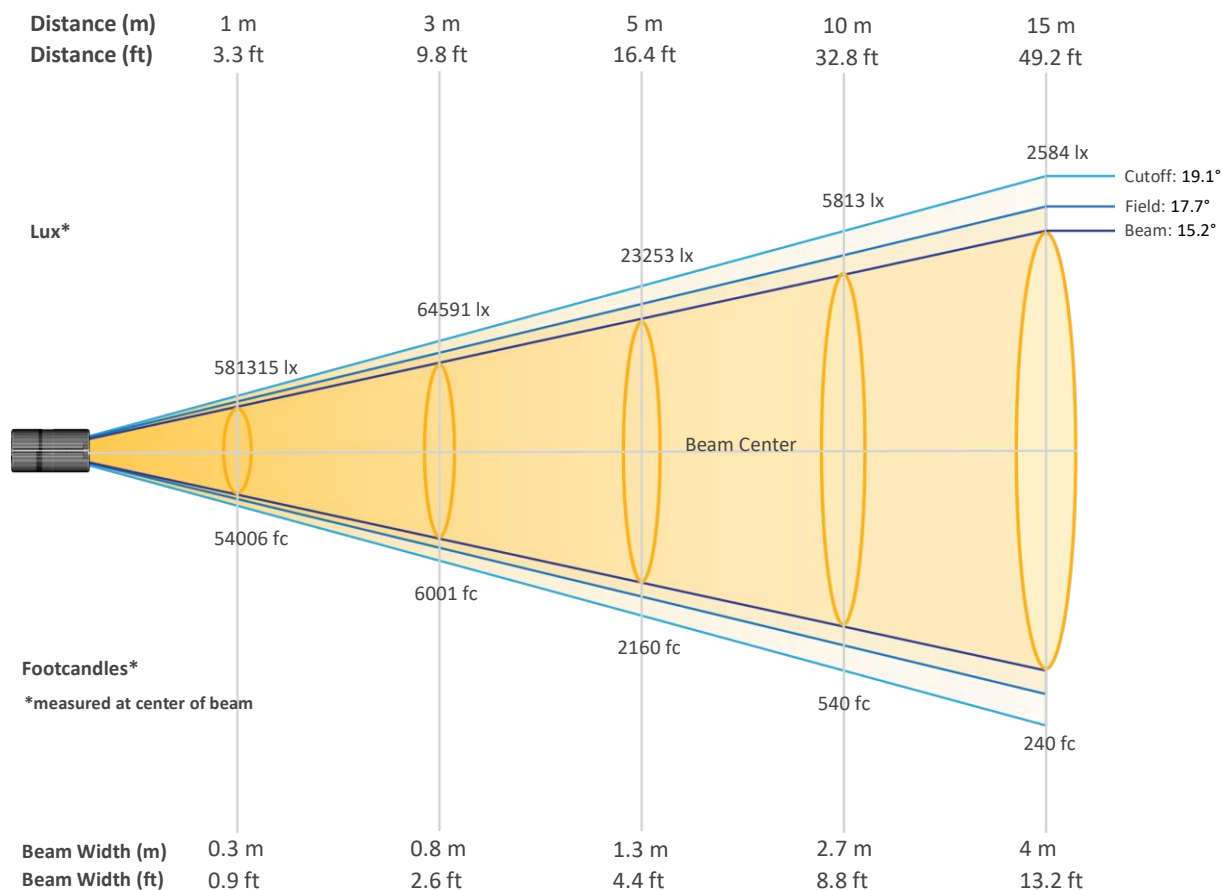
6748 K



# Photometric & Chromaticity Report

Maverick Storm 1 Flex: 50% Zoom - Full Power - Auto

## Beam Details

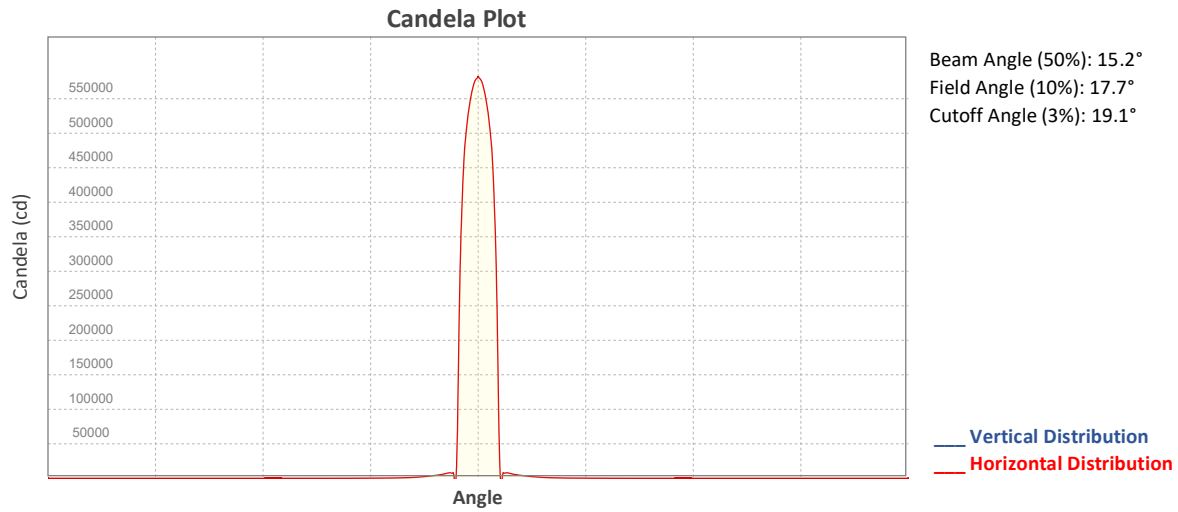


### Beam Intensities from 1-20m (3.3-65.6ft)

Distance	1m	2m	3m	4m	5m	6m	7m	8m	9m	10m
Lux	581315	145329	64591	36332	23253	16148	11864	9083	7177	5813
Distance	11m	12m	13m	14m	15m	16m	17m	18m	19m	20m
Lux	4804	4037	3440	2966	2584	2271	2011	1794	1610	1453
Distance	3.3ft	6.6ft	9.8ft	13.1ft	16.4ft	19.7ft	23ft	26.2ft	29.5ft	32.8ft
FC	54006	13501	6001	3375	2160	1500	1102	844	667	540
Distance	36.1ft	39.4ft	42.7ft	45.9ft	49.2ft	52.5ft	55.8ft	59.1ft	62.3ft	65.6ft
FC	446	375	320	276	240	211	187	167	150	135

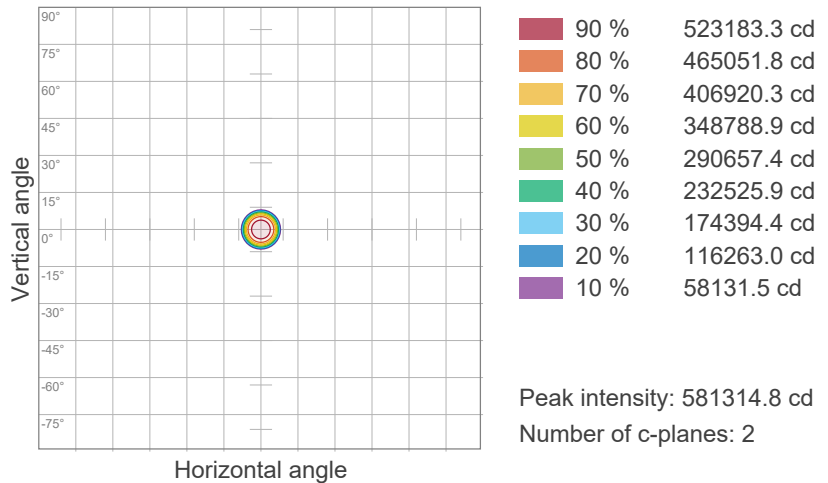
# Photometric & Chromaticity Report

Maverick Storm 1 Flex: 50% Zoom - Full Power - Auto

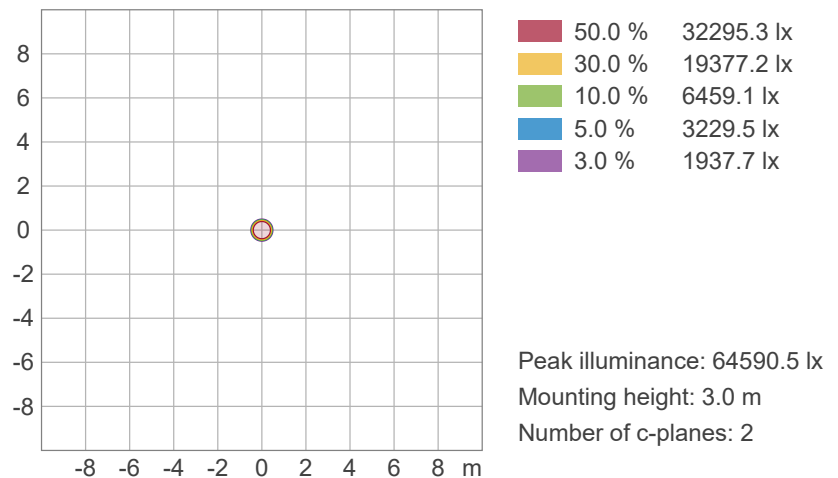


## ISO Diagrams

### ISO Candela Diagram



### ISO Lux Diagram

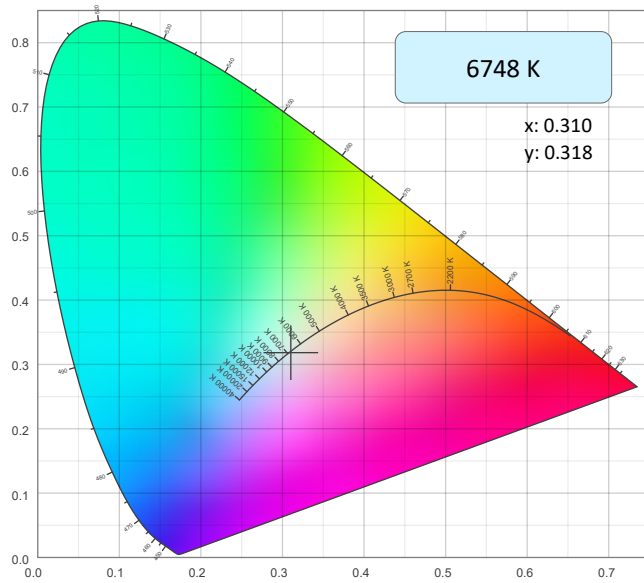


# Photometric & Chromaticity Report

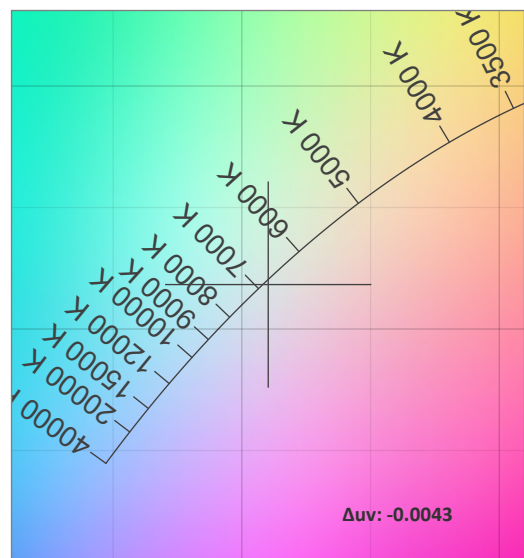
Maverick Storm 1 Flex: 50% Zoom - Full Power - Auto

## Chromaticity

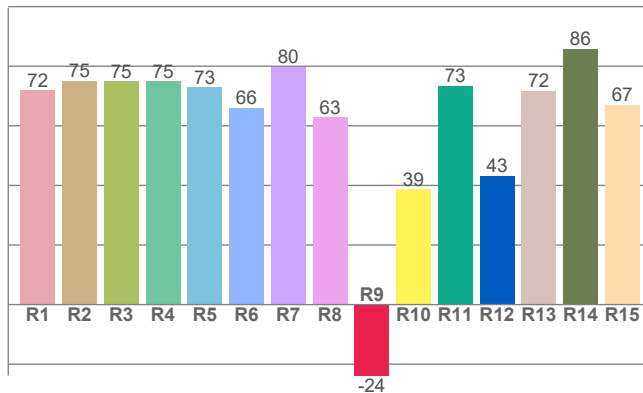
CIE 1931



CIE 1931 - Zoom



CRI: 72.3 (R1-R8)

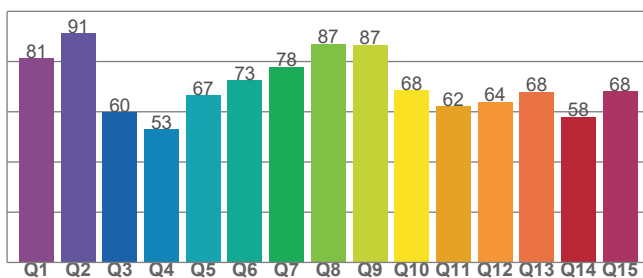


Color Parameters

Color Temperature	Color Coordinate CIE 1931	Color Coordinate CIE 1931
CCT	x	y
6748 K	0.310	0.318

Color Deviation from Black Body Curve	Color Coordinate CIE 1964	Color Coordinate CIE 1964
Δuv	y	u
-0.0043	0.318	0.200

CQS: 68.9



Color Rendering Index	Red Component	Color Quality Scale
CRI	CRI - R9	CQS
72.3	-23.8	68.9

Television Lighting Consistency Index	Color Fidelity	Color Gamut
TLCI	TM30 - Rf	TM30 Rg
48	71.4	95.2

# Photometric & Chromaticity Report

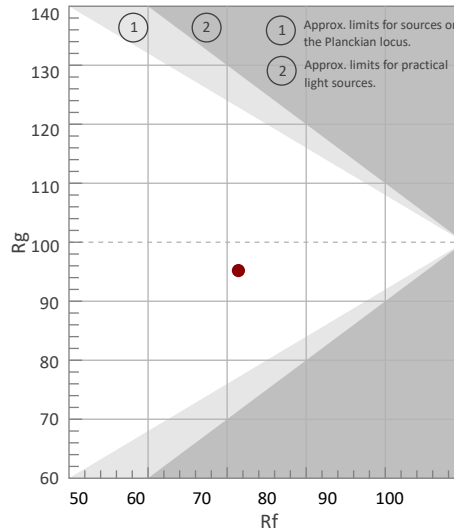
Maverick Storm 1 Flex: 50% Zoom - Full Power - Auto

## TM-30 Details

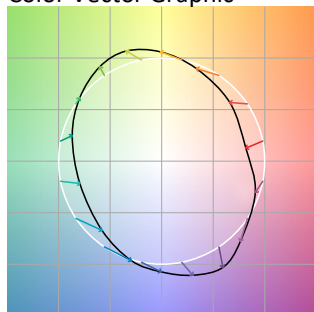
**Rf 71.4**  
Fidelity Index (Rg)

**Rg 95.2**  
Gammut Index (Rg)

Hue Bin	R <sub>f</sub>	Graphic shifts (%)	
		Chroma	Hue
1	68	-17%	-4%
2	70	-13%	11%
3	64	-7%	22%
4	65	4%	22%
5	73	11%	13%
6	85	9%	-1%
7	89	0%	-7%
8	79	-10%	-7%
9	78	-18%	6%
10	60	-15%	24%
11	48	-3%	29%
12	69	5%	20%
13	78	14%	8%
14	77	19%	-8%
15	70	7%	-22%
16	78	-5%	-12%



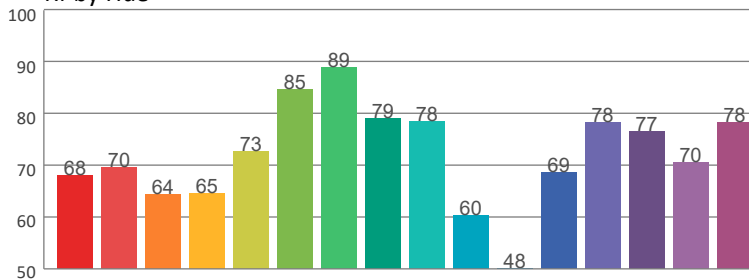
Color Vector Graphic



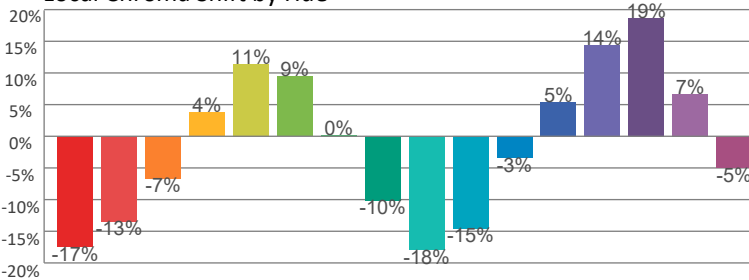
Color Distortion Graphic



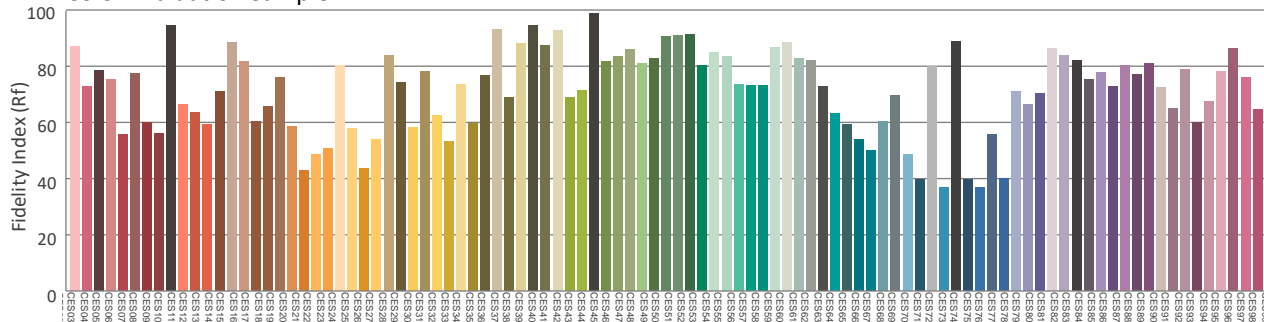
Rf by Hue



Local Chroma Shift by Hue



Color Evaluation Sample



# Photometric & Chromaticity Report

Maverick Storm 1 Flex: 50% Zoom - Full Power - ECO

## Report Summary

### Measurements

Fixture Output: 30807 lm  
Fixture Peak: 581746 cd  
Fixture Efficacy: n/a lm/W  
Intensity @ 5m: 23270 lux  
Color Temperature: 6728 K  
CRI: 72.3    CRI R9 Value: -23.9  
CQS: 68.9  
TLCI: 48  
TM-30 Rf: 71.4  
TM-30 Rg: 94.5  
Beam Angle (50%): 14.5°  
Field Angle (10%): 16.8°  
Cutoff Angle (3%): 17.9°

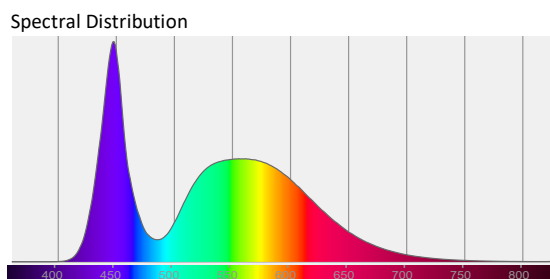
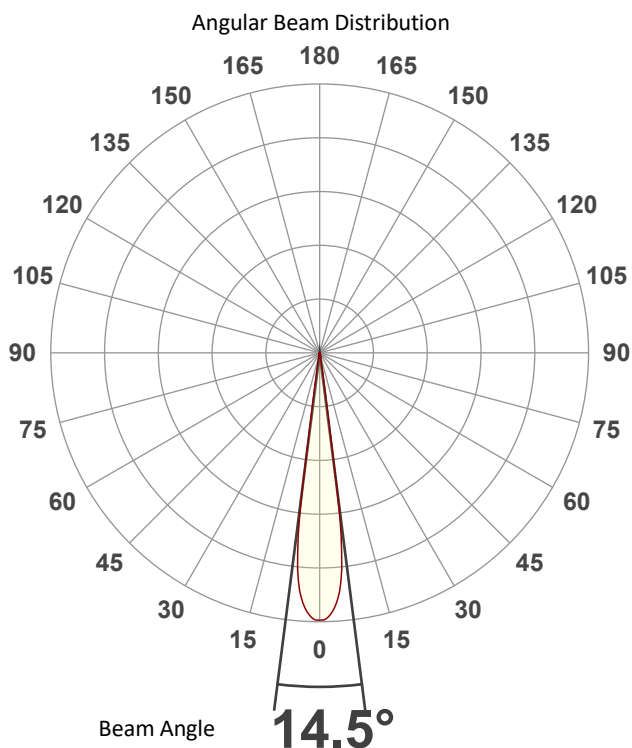


### Conditions

AC Supply: 114 V, 60 Hz  
Power: 0.0 W  
Current: 0.000 A  
Power Factor: n/a

This data sheet conforms to American National Standard E1.9 – 2007 (R2017). All data was measured and calculated by a Viso Systems LabSpion Goniometer at the Chauvet PD Optics Laboratory in Davie, FL on 1/27/2025 to LM-63-2002 Standards.


## Overall Measurement



Tested Color (CIE 1931):

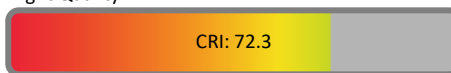
X: 0.311

Y: 0.319



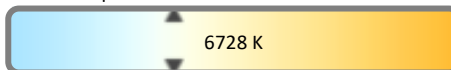
Light Quality

CRI: 72.3



Color Temperature

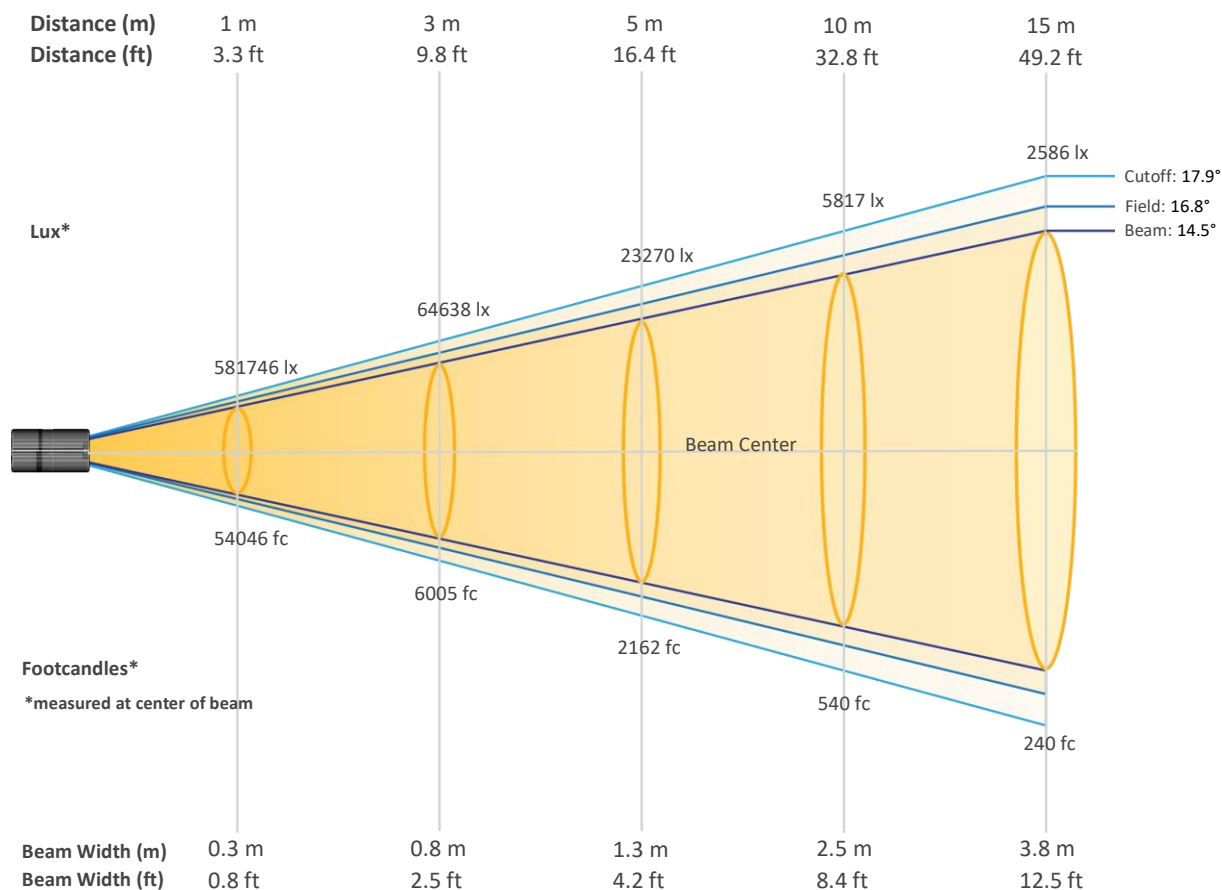
6728 K



# Photometric & Chromaticity Report

Maverick Storm 1 Flex: 50% Zoom - Full Power - ECO

## Beam Details



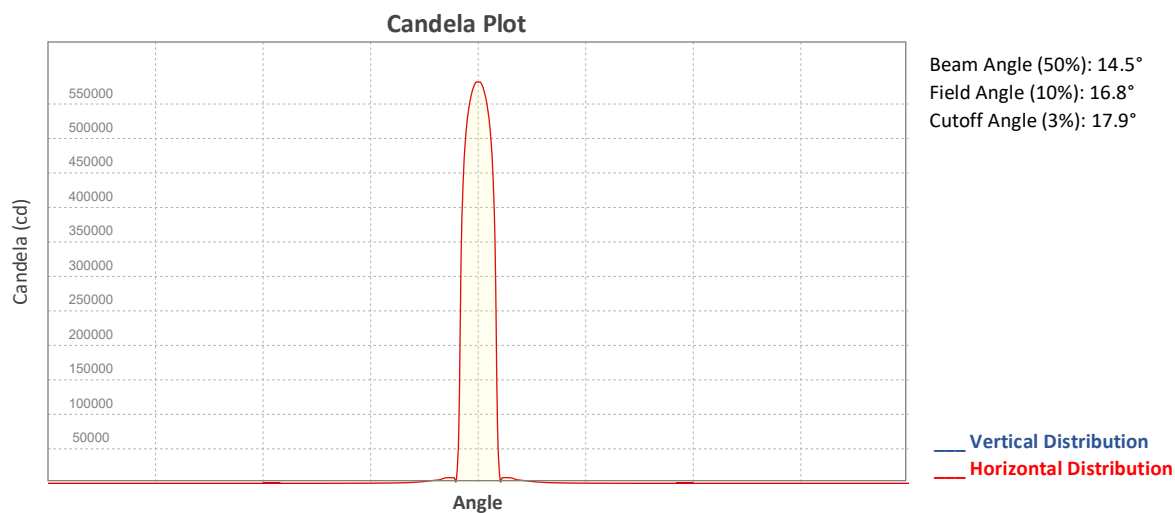
### Beam Intensities from 1-20m (3.3-65.6ft)

Distance	1m	2m	3m	4m	5m	6m	7m	8m	9m	10m
Lux	581746	145436	64638	36359	23270	16160	11872	9090	7182	5817
Distance	11m	12m	13m	14m	15m	16m	17m	18m	19m	20m
Lux	4808	4040	3442	2968	2586	2272	2013	1796	1611	1454
Distance	3.3ft	6.6ft	9.8ft	13.1ft	16.4ft	19.7ft	23ft	26.2ft	29.5ft	32.8ft
FC	54046	13511	6005	3378	2162	1501	1103	844	667	540
Distance	36.1ft	39.4ft	42.7ft	45.9ft	49.2ft	52.5ft	55.8ft	59.1ft	62.3ft	65.6ft
FC	447	375	320	276	240	211	187	167	150	135



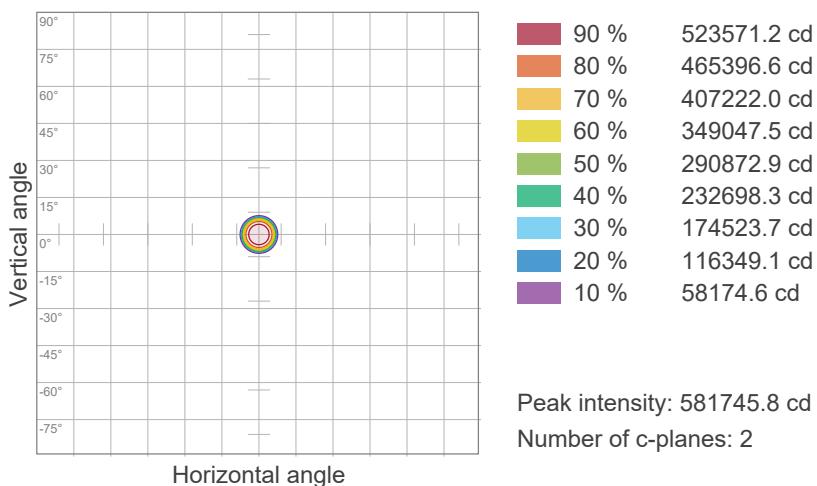
# Photometric & Chromaticity Report

Maverick Storm 1 Flex: 50% Zoom - Full Power - ECO

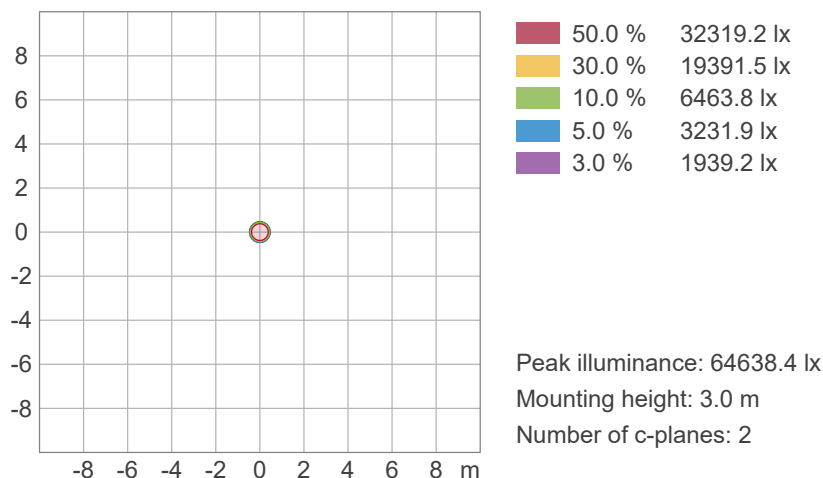


## ISO Diagrams

### ISO Candela Diagram



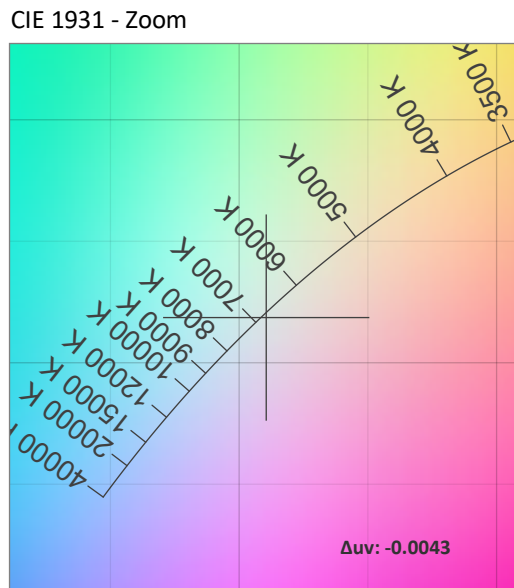
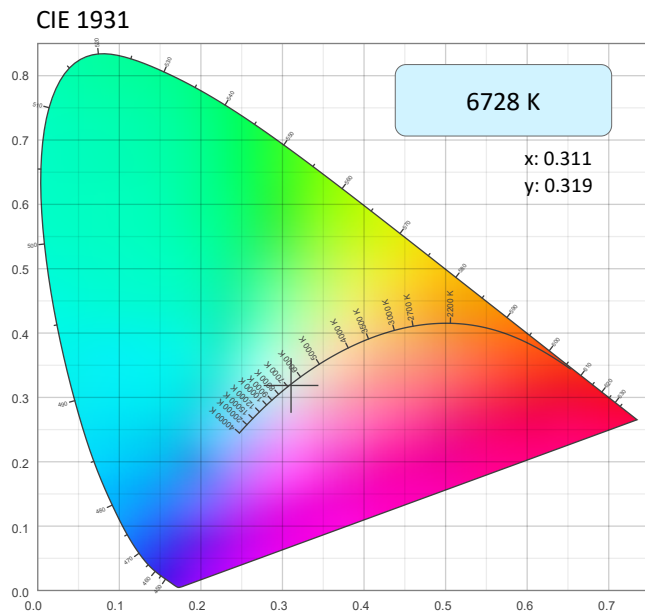
### ISO Lux Diagram



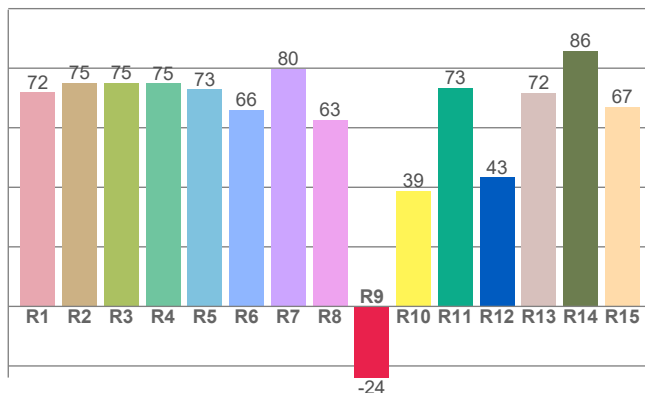
# Photometric & Chromaticity Report

Maverick Storm 1 Flex: 50% Zoom - Full Power - ECO

## Chromaticity



CRI: 72.3 (R1-R8)

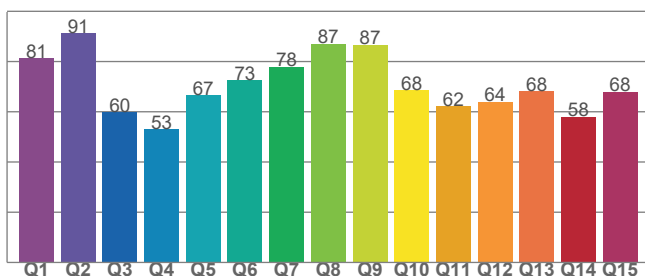


Color Parameters

Color Temperature	Color Coordinate CIE 1931	Color Coordinate CIE 1931
CCT	x	y
6728 K	0.311	0.319

Color Deviation from Black Body Curve	Color Coordinate CIE 1964	Color Coordinate CIE 1964
Δuv	y	u
-0.0043	0.319	0.200

CQS: 68.9



Color Rendering Index	Red Component	Color Quality Scale
CRI	CRI - R9	CQS
72.3	-23.9	68.9

Television Lighting Consistency Index	Color Fidelity	Color Gamut
TLCI	TM30 - Rf	TM30 Rg
48	71.4	94.5

# Photometric & Chromaticity Report

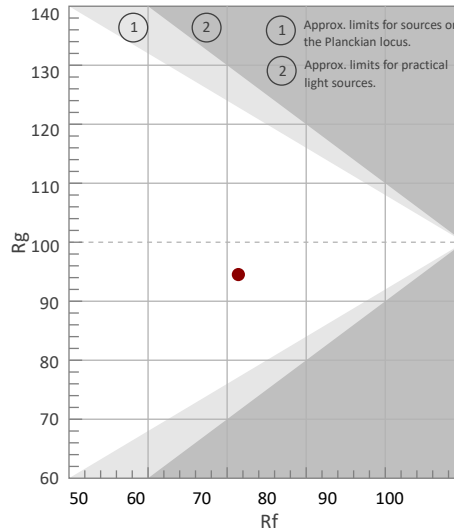
Maverick Storm 1 Flex: 50% Zoom - Full Power - ECO

## TM-30 Details

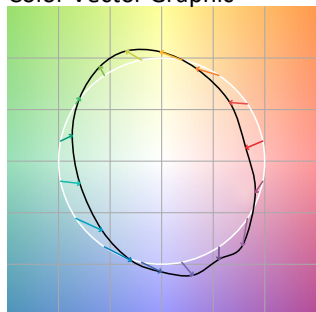
**Rf 71.4**  
Fidelity Index  
(Rg)

**Rg 94.5**  
Gammut Index (Rg)

Hue Bin	Graphic shifts (%)		
	R <sub>f</sub>	Chroma	Hue
1	68	-17%	-4%
2	70	-13%	11%
3	64	-7%	22%
4	65	4%	22%
5	73	11%	13%
6	85	10%	-1%
7	89	0%	-7%
8	79	-10%	-7%
9	78	-18%	6%
10	60	-15%	24%
11	48	-3%	29%
12	69	5%	20%
13	78	14%	8%
14	79	10%	-7%
15	71	11%	-24%
16	78	-5%	-12%



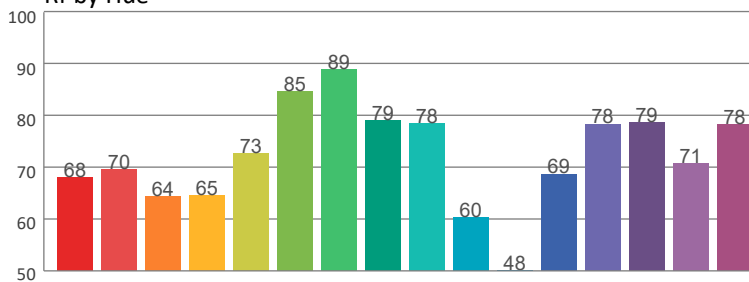
Color Vector Graphic



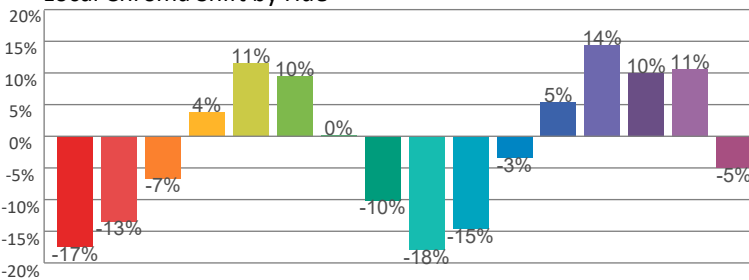
Color Distortion Graphic



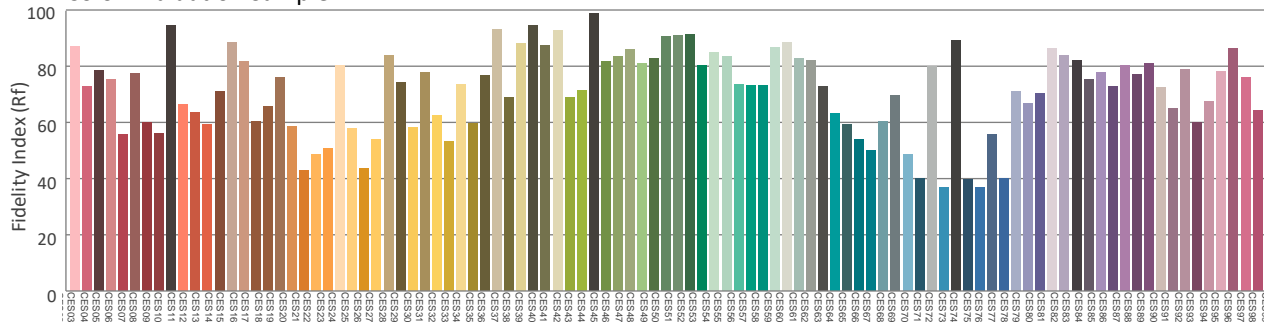
Rf by Hue



Local Chroma Shift by Hue



Color Evaluation Sample



# Photometric & Chromaticity Report

Maverick Storm 1 Flex: 50% Zoom - Full Power - TV25

## Report Summary

### Measurements

Fixture Output: 22052 lm  
Fixture Peak: 420467 cd  
Fixture Efficacy: n/a lm/W  
Intensity @ 5m: 16819 lux  
Color Temperature: 6646 K  
CRI: 71.6    CRI R9 Value: -26.4  
CQS: 68.7  
TLCI: 47  
TM-30 Rf: 70.9  
TM-30 Rg: 94.7  
Beam Angle (50%): 14.3°  
Field Angle (10%): 16.5°  
Cutoff Angle (3%): 18.2°

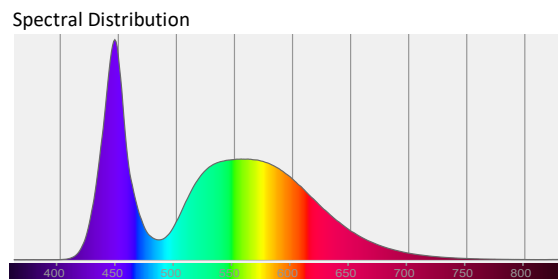
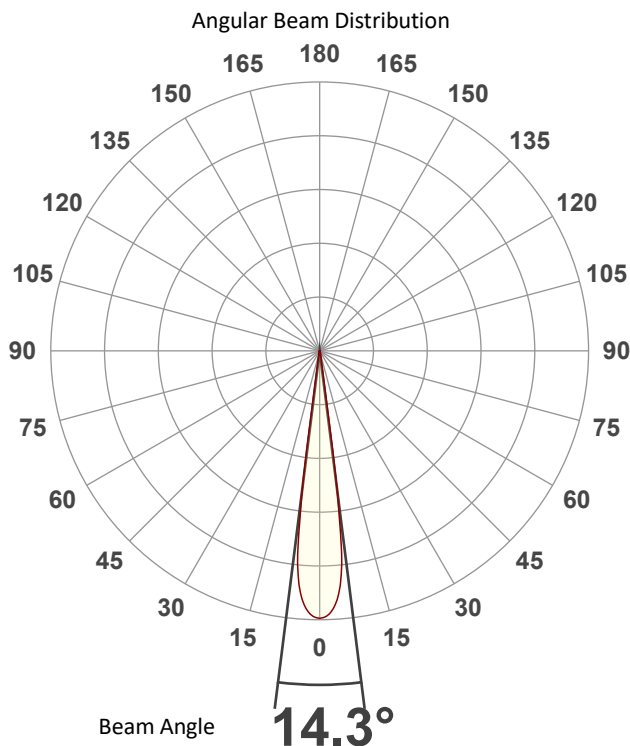


### Conditions

AC Supply: 115 V, 60.1 Hz  
Power: 0.0 W  
Current: 0.000 A  
Power Factor: n/a

This data sheet conforms to American National Standard E1.9 – 2007 (R2017). All data was measured and calculated by a Viso Systems LabSpion Goniometer at the Chauvet PD Optics Laboratory in Davie, FL on 1/27/2025 to LM-63-2002 Standards.


## Overall Measurement



Tested Color (CIE 1931):

X: 0.312

Y: 0.320



Light Quality

CRI: 71.6

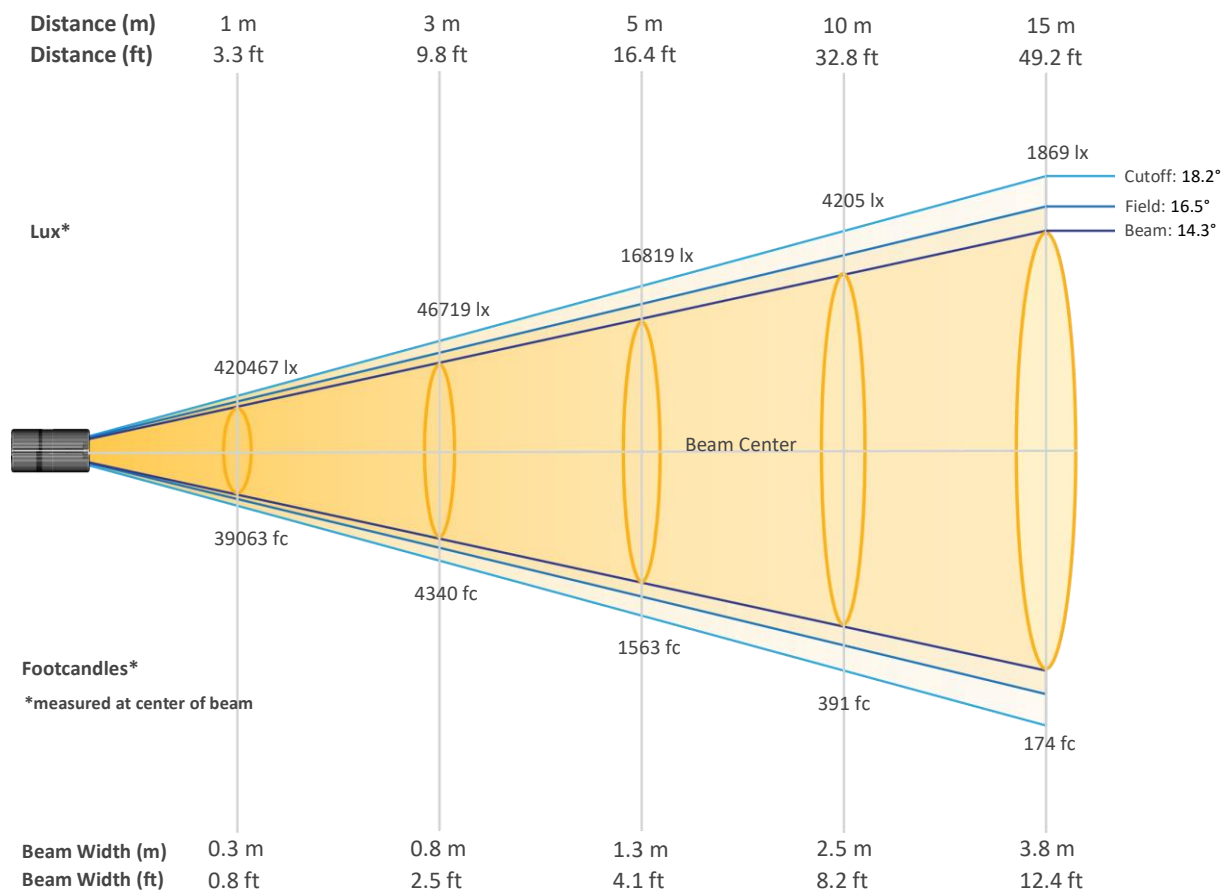
Color Temperature

6646 K

# Photometric & Chromaticity Report

Maverick Storm 1 Flex: 50% Zoom - Full Power - TV25

## Beam Details

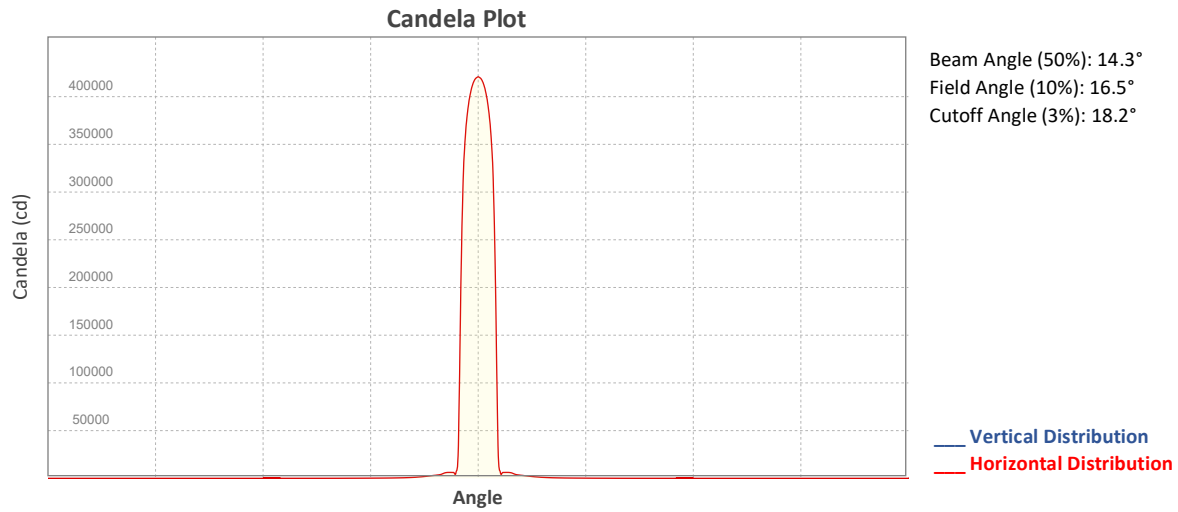


### Beam Intensities from 1-20m (3.3-65.6ft)

Distance	1m	2m	3m	4m	5m	6m	7m	8m	9m	10m
Lux	420467	105117	46719	26279	16819	11680	8581	6570	5191	4205
Distance	11m	12m	13m	14m	15m	16m	17m	18m	19m	20m
Lux	3475	2920	2488	2145	1869	1642	1455	1298	1165	1051
Distance	3.3ft	6.6ft	9.8ft	13.1ft	16.4ft	19.7ft	23ft	26.2ft	29.5ft	32.8ft
FC	39063	9766	4340	2441	1563	1085	797	610	482	391
Distance	36.1ft	39.4ft	42.7ft	45.9ft	49.2ft	52.5ft	55.8ft	59.1ft	62.3ft	65.6ft
FC	323	271	231	199	174	153	135	121	108	98

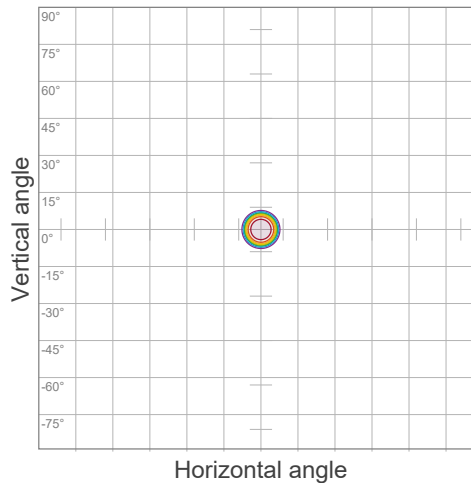
# Photometric & Chromaticity Report

Maverick Storm 1 Flex: 50% Zoom - Full Power - TV25



## ISO Diagrams

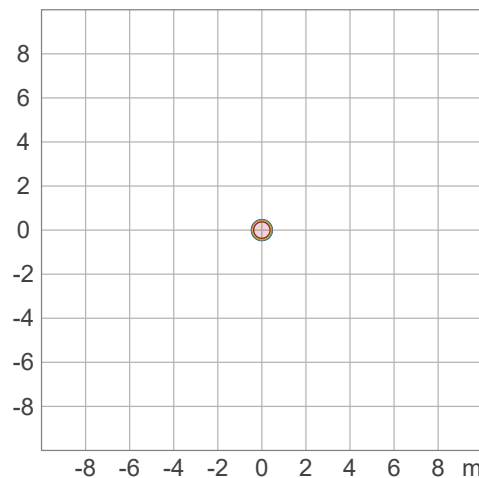
### ISO Candela Diagram



90 %	378420.4 cd
80 %	336373.7 cd
70 %	294327.0 cd
60 %	252280.3 cd
50 %	210233.6 cd
40 %	168186.9 cd
30 %	126140.1 cd
20 %	84093.4 cd
10 %	42046.7 cd

Peak intensity: 420467.1 cd  
 Number of c-planes: 2

### ISO Lux Diagram



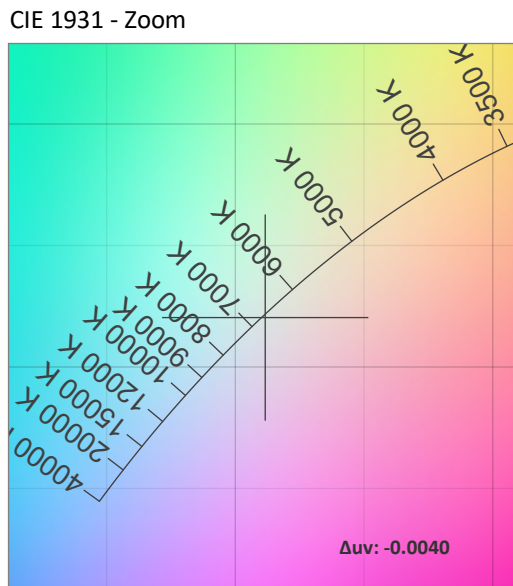
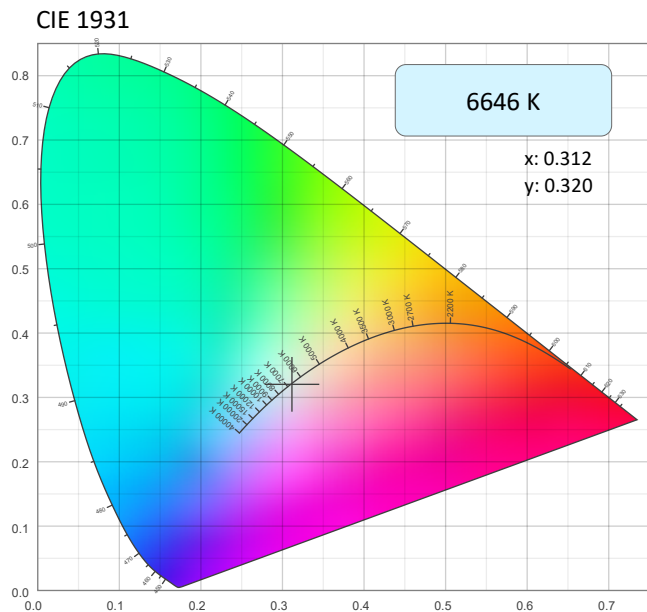
50.0 %	23359.3 lx
30.0 %	14015.6 lx
10.0 %	4671.9 lx
5.0 %	2335.9 lx
3.0 %	1401.6 lx

Peak illuminance: 46718.6 lx  
 Mounting height: 3.0 m  
 Number of c-planes: 2

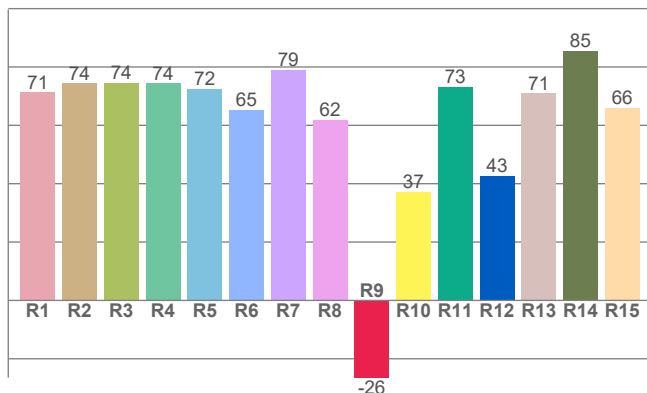
# Photometric & Chromaticity Report

Maverick Storm 1 Flex: 50% Zoom - Full Power - TV25

## Chromaticity



CRI: 71.6 (R1-R8)

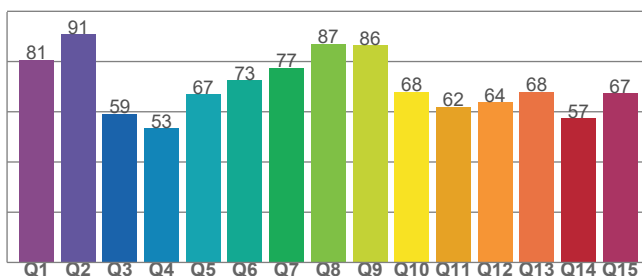


Color Parameters

Color Temperature	Color Coordinate CIE 1931	Color Coordinate CIE 1931
CCT	x	y
6646 K	0.312	0.320

Color Deviation from Black Body Curve	Color Coordinate CIE 1964	Color Coordinate CIE 1964
Δuv	y	u
-0.0040	0.320	0.200

CQS: 68.7



Color Rendering Index	Red Component	Color Quality Scale
CRI	CRI - R9	CQS
71.6	-26.4	68.7

Television Lighting Consistency Index	Color Fidelity	Color Gamut
TLCI	TM30 - Rf	TM30 Rg
47	70.9	94.7

# Photometric & Chromaticity Report

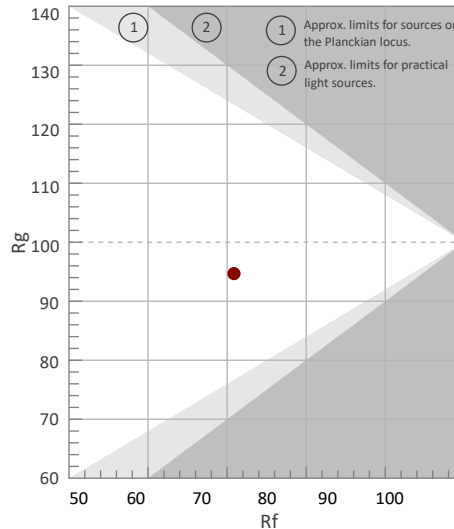
Maverick Storm 1 Flex: 50% Zoom - Full Power - TV25

## TM-30 Details

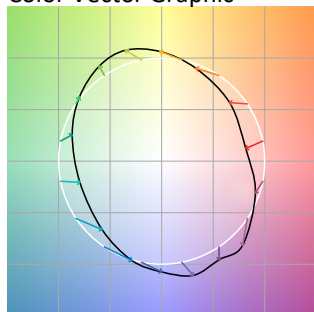
**Rf 70.9**  
Fidelity Index (Rg)

**Rg 94.7**  
Gammut Index (Rg)

Hue Bin	R <sub>f</sub>	Graphic shifts (%)	
		Chroma	Hue
1	68	-18%	-4%
2	69	-14%	11%
3	64	-7%	22%
4	64	4%	22%
5	71	12%	13%
6	84	10%	-1%
7	88	1%	-7%
8	78	-10%	-8%
9	78	-18%	5%
10	60	-15%	23%
11	47	-4%	29%
12	68	5%	21%
13	78	15%	8%
14	78	10%	-7%
15	71	11%	-24%
16	78	-5%	-13%



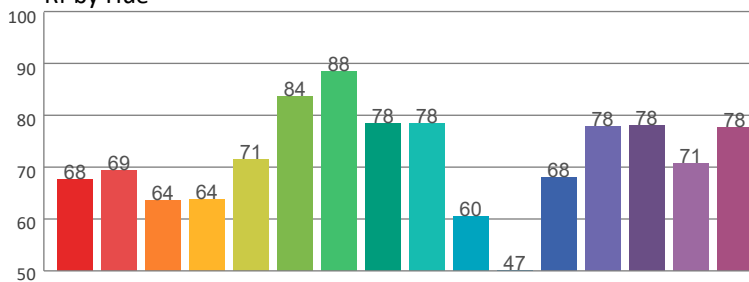
Color Vector Graphic



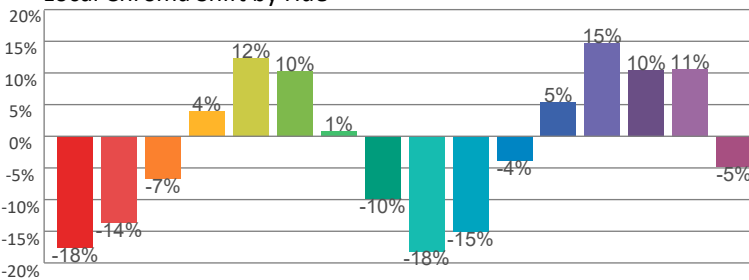
Color Distortion Graphic



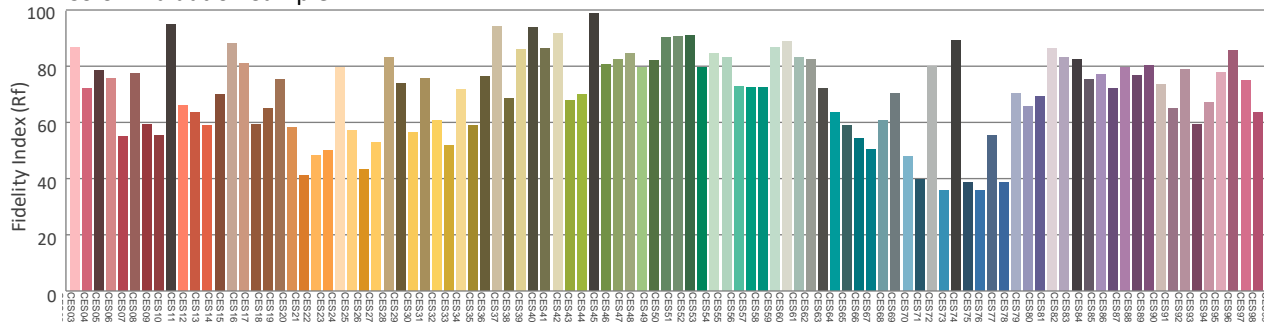
R<sub>f</sub> by Hue



Local Chroma Shift by Hue



Color Evaluation Sample





# Photometric & Chromaticity Report

Maverick Storm 1 Flex: 50% Zoom - Full Power - TV35

## Report Summary

### Measurements

Fixture Output: 16013 lm  
Fixture Peak: 306835 cd  
Fixture Efficacy: n/a lm/W  
Intensity @ 5m: 12273 lux  
Color Temperature: 6613 K  
CRI: 71.3    CRI R9 Value: -27.7  
CQS: 68.6  
TLCI: 47  
TM-30 Rf: 70.6  
TM-30 Rg: 94.7  
Beam Angle (50%): 14.4°  
Field Angle (10%): 16.5°  
Cutoff Angle (3%): 17.8°

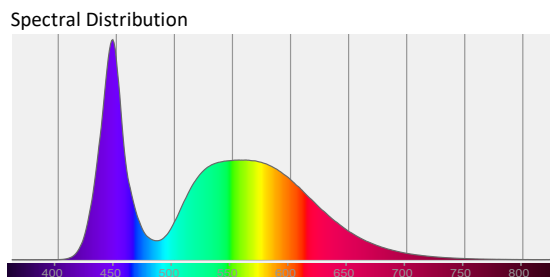
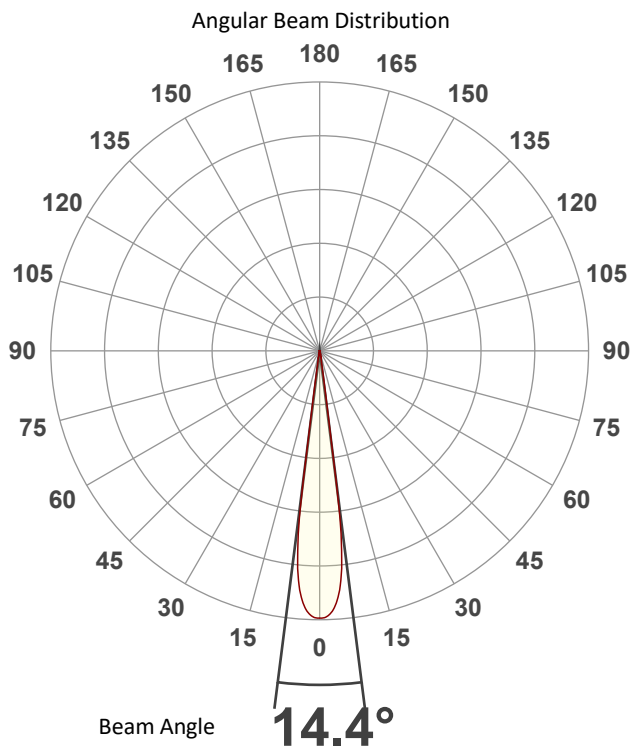


### Conditions

AC Supply: 116 V, 60 Hz  
Power: 0.0 W  
Current: 0.000 A  
Power Factor: n/a

This data sheet conforms to American National Standard E1.9 – 2007 (R2017). All data was measured and calculated by a Viso Systems LabSpion Goniometer at the Chauvet PD Optics Laboratory in Davie, FL on 1/27/2025 to LM-63-2002 Standards.


## Overall Measurement



Tested Color (CIE 1931):

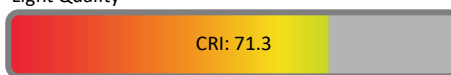
X: 0.312

Y: 0.321



Light Quality

CRI: 71.3



Color Temperature

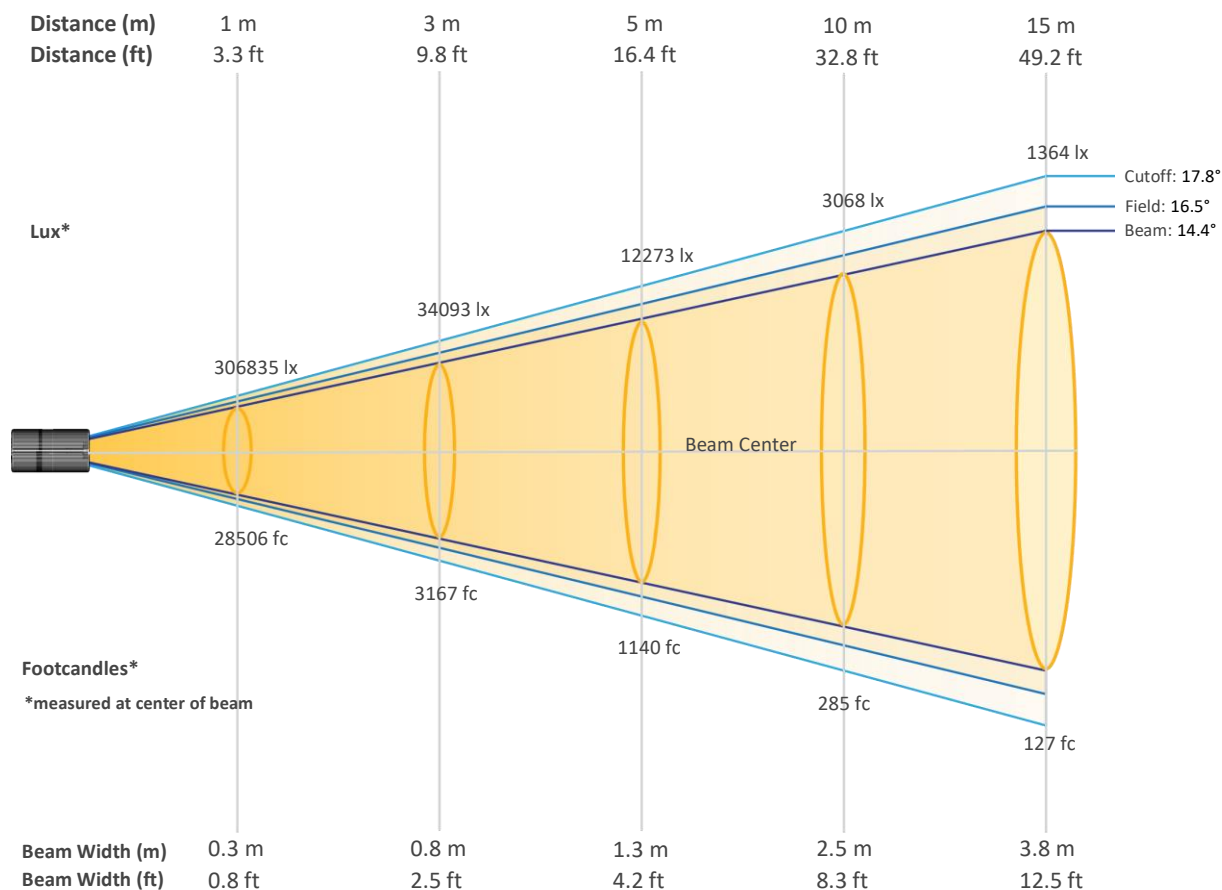
6613 K



# Photometric & Chromaticity Report

Maverick Storm 1 Flex: 50% Zoom - Full Power - TV35

## Beam Details

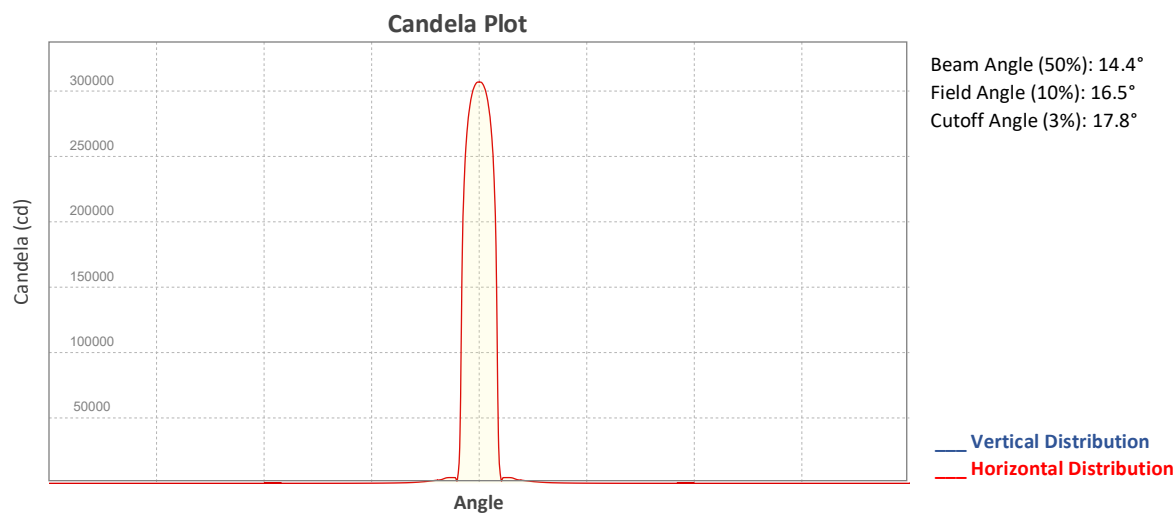


### Beam Intensities from 1-20m (3.3-65.6ft)

Distance	1m	2m	3m	4m	5m	6m	7m	8m	9m	10m
Lux	306835	76709	34093	19177	12273	8523	6262	4794	3788	3068
Distance	11m	12m	13m	14m	15m	16m	17m	18m	19m	20m
Lux	2536	2131	1816	1565	1364	1199	1062	947	850	767
Distance	3.3ft	6.6ft	9.8ft	13.1ft	16.4ft	19.7ft	23ft	26.2ft	29.5ft	32.8ft
FC	28506	7126	3167	1782	1140	792	582	445	352	285
Distance	36.1ft	39.4ft	42.7ft	45.9ft	49.2ft	52.5ft	55.8ft	59.1ft	62.3ft	65.6ft
FC	236	198	169	145	127	111	99	88	79	71

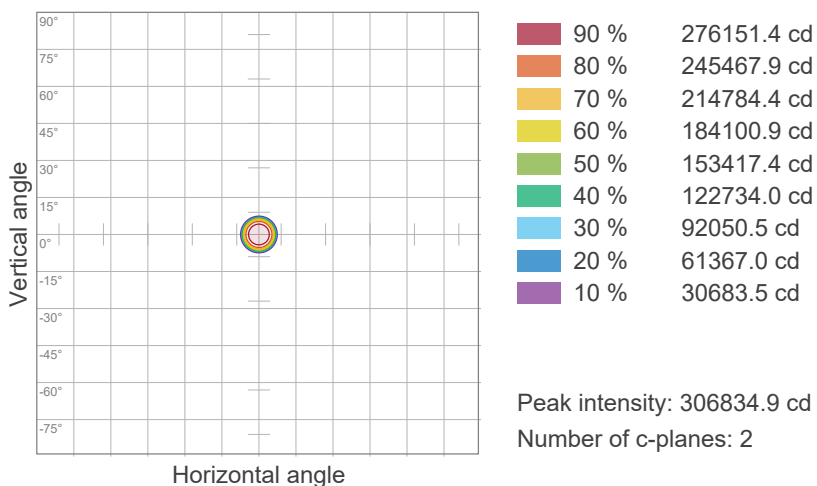
# Photometric & Chromaticity Report

Maverick Storm 1 Flex: 50% Zoom - Full Power - TV35

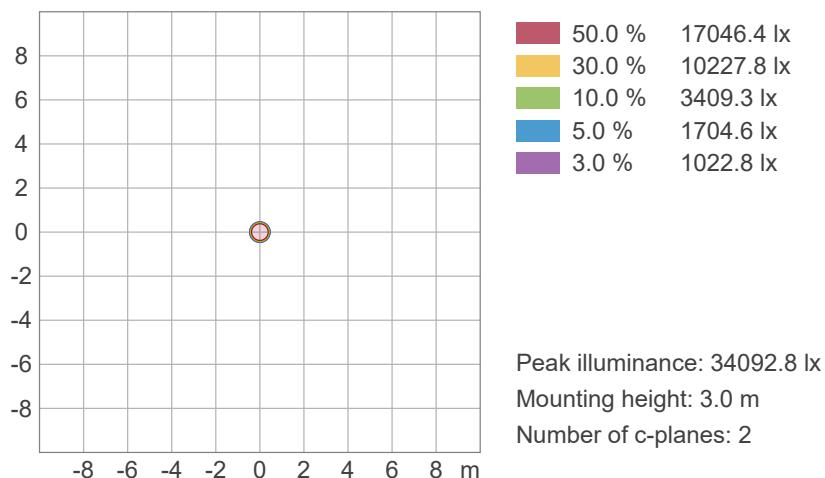


## ISO Diagrams

### ISO Candela Diagram



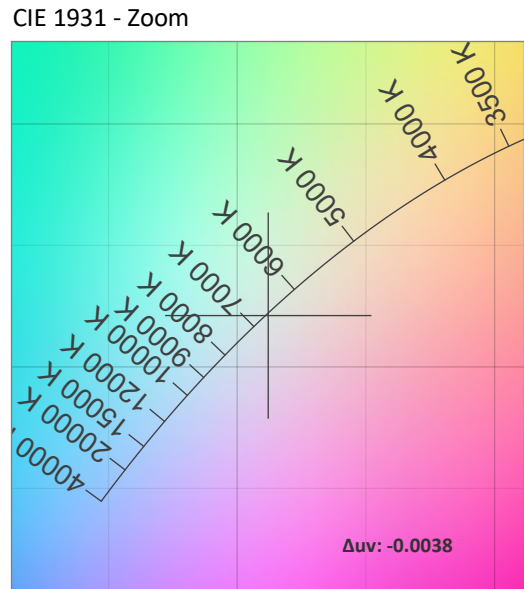
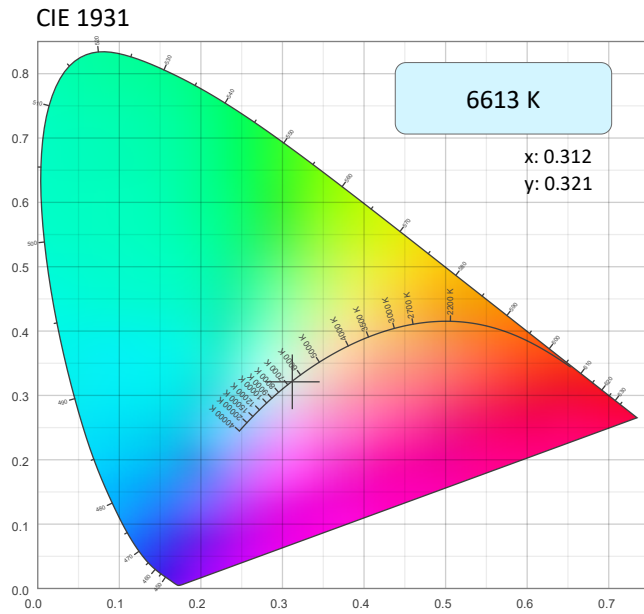
### ISO Lux Diagram



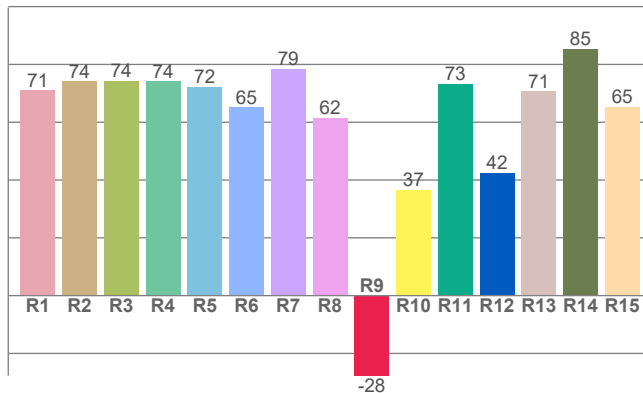
# Photometric & Chromaticity Report

Maverick Storm 1 Flex: 50% Zoom - Full Power - TV35

## Chromaticity



CRI: 71.3 (R1-R8)

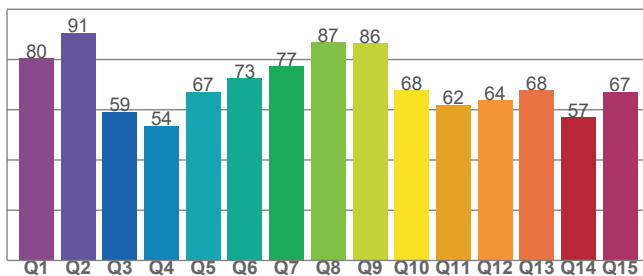


Color Parameters

Color Temperature	Color Coordinate CIE 1931	Color Coordinate CIE 1931
CCT	x	y
6613 K	0.312	0.321

Color Deviation from Black Body Curve	Color Coordinate CIE 1964	Color Coordinate CIE 1964
Δuv	y	u
-0.0038	0.321	0.200

CQS: 68.6



Color Rendering Index	Red Component	Color Quality Scale
CRI	CRI - R9	CQS
71.3	-27.7	68.6

Television Lighting Consistency Index	Color Fidelity	Color Gamut
TLCI	TM30 - Rf	TM30 Rg
47	70.6	94.7

# Photometric & Chromaticity Report

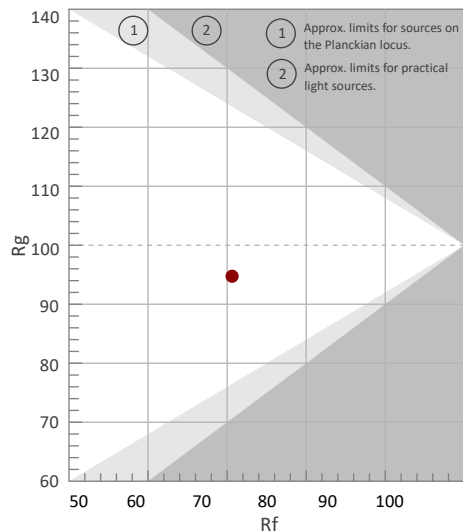
Maverick Storm 1 Flex: 50% Zoom - Full Power - TV35

## TM-30 Details

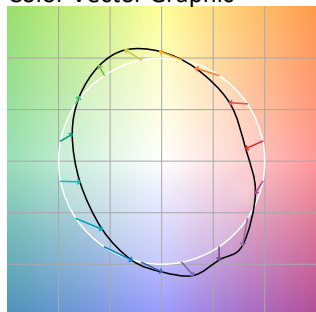
**Rf 70.6**  
Fidelity Index (Rg)

**Rg 94.7**  
Gammut Index (Rg)

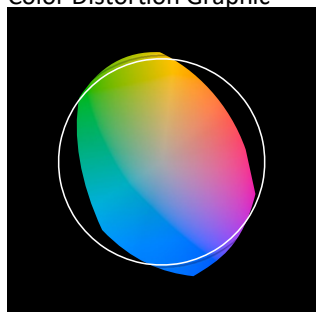
Hue Bin	Graphic shifts (%)		
	R <sub>f</sub>	Chroma	Hue
1	67	-18%	-4%
2	69	-14%	11%
3	63	-7%	23%
4	63	4%	22%
5	71	13%	14%
6	83	11%	-1%
7	88	1%	-7%
8	78	-10%	-9%
9	78	-18%	4%
10	61	-15%	23%
11	47	-4%	30%
12	68	5%	21%
13	78	15%	9%
14	78	11%	-7%
15	71	11%	-24%
16	77	-5%	-13%



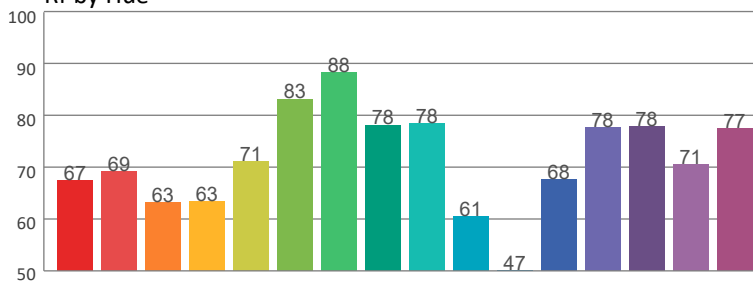
Color Vector Graphic



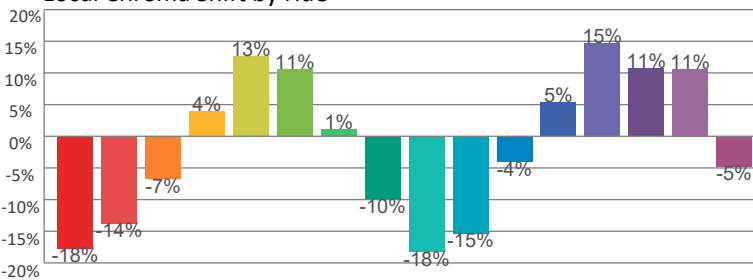
Color Distortion Graphic



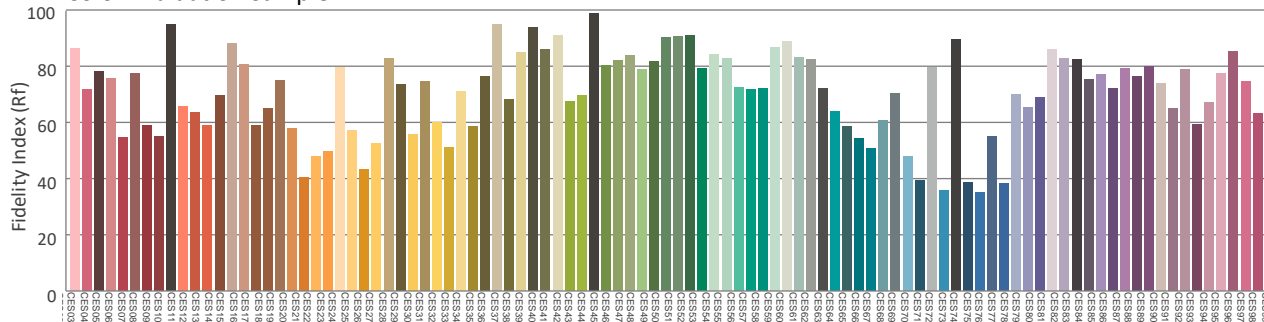
R<sub>f</sub> by Hue



Local Chroma Shift by Hue



Color Evaluation Sample



# Photometric & Chromaticity Report

Maverick Storm 1 Flex: Full Flood - Full Power

## Report Summary

### Measurements

Fixture Output: 29114 lm  
Fixture Peak: 66325 cd  
Fixture Efficacy: n/a lm/W  
Intensity @ 5m: 2653 lux  
Color Temperature: 6595 K  
CRI: 71.7    CRI R9 Value: -26.5  
CQS: 68.8  
TLCI: 48  
TM-30 Rf: 71.2  
TM-30 Rg: 94.4  
Beam Angle (50%): 43°  
Field Angle (10%): 47.3°  
Cutoff Angle (3%): 50.7°

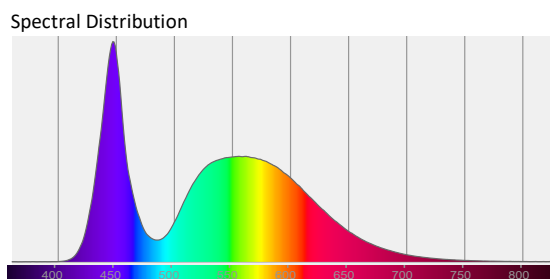
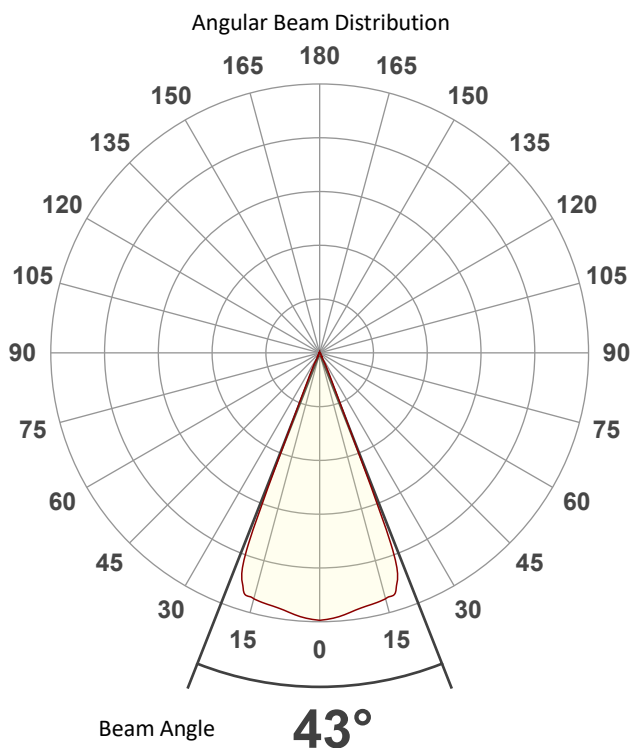


### Conditions

AC Supply: 114 V, 60 Hz  
Power: 0.0 W  
Current: 0.000 A  
Power Factor: n/a

This data sheet conforms to American National Standard E1.9 – 2007 (R2017). All data was measured and calculated by a Viso Systems LabSpion Goniometer at the Chauvet PD Optics Laboratory in Davie, FL on 1/27/2025 to LM-63-2002 Standards.


## Overall Measurement



Tested Color (CIE 1931):

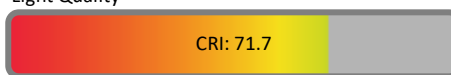
X: 0.312

Y: 0.322



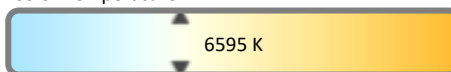
Light Quality

CRI: 71.7



Color Temperature

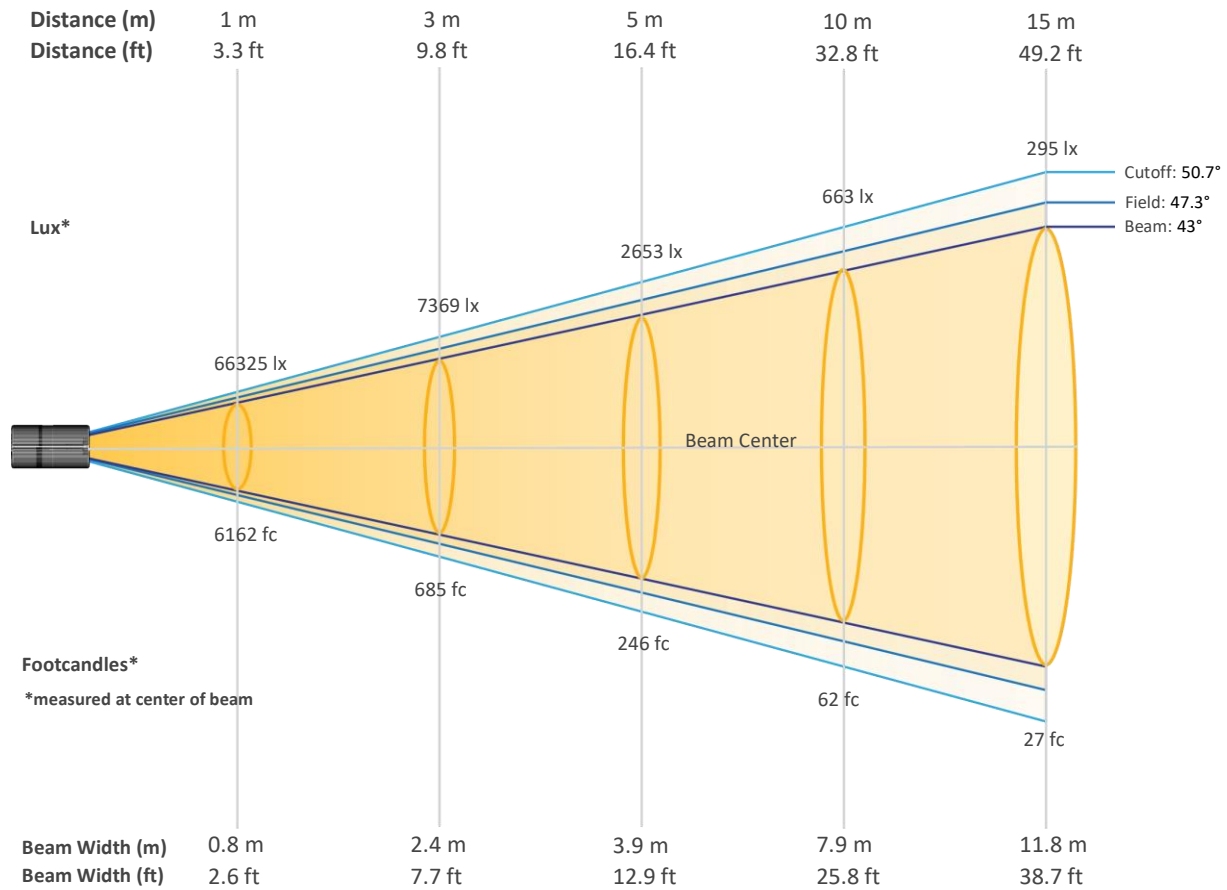
6595 K



# Photometric & Chromaticity Report

Maverick Storm 1 Flex: Full Flood - Full Power

## Beam Details

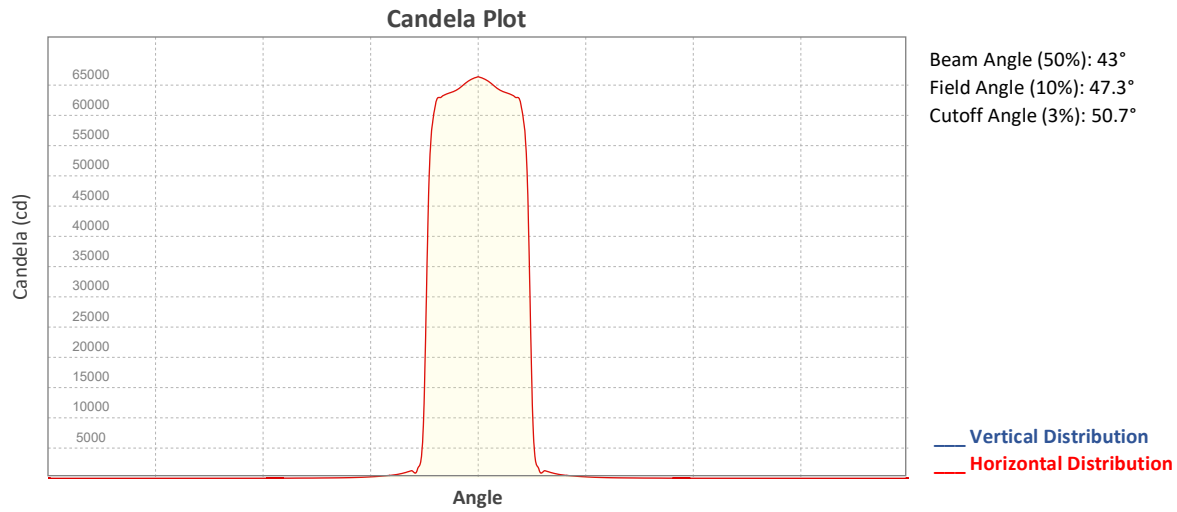


### Beam Intensities from 1-20m (3.3-65.6ft)

Distance	1m	2m	3m	4m	5m	6m	7m	8m	9m	10m
Lux	66325	16581	7369	4145	2653	1842	1354	1036	819	663
Distance	11m	12m	13m	14m	15m	16m	17m	18m	19m	20m
Lux	548	461	392	338	295	259	229	205	184	166
Distance	3.3ft	6.6ft	9.8ft	13.1ft	16.4ft	19.7ft	23ft	26.2ft	29.5ft	32.8ft
FC	6162	1540	685	385	246	171	126	96	76	62
Distance	36.1ft	39.4ft	42.7ft	45.9ft	49.2ft	52.5ft	55.8ft	59.1ft	62.3ft	65.6ft
FC	51	43	36	31	27	24	21	19	17	15

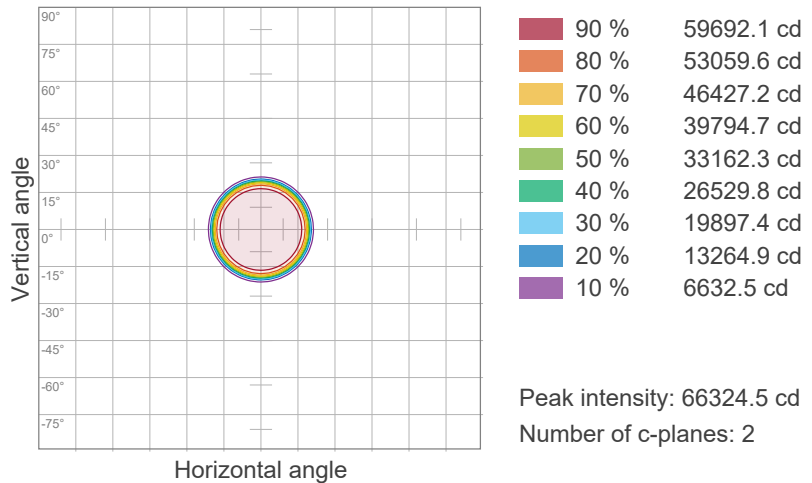
# Photometric & Chromaticity Report

Maverick Storm 1 Flex: Full Flood - Full Power

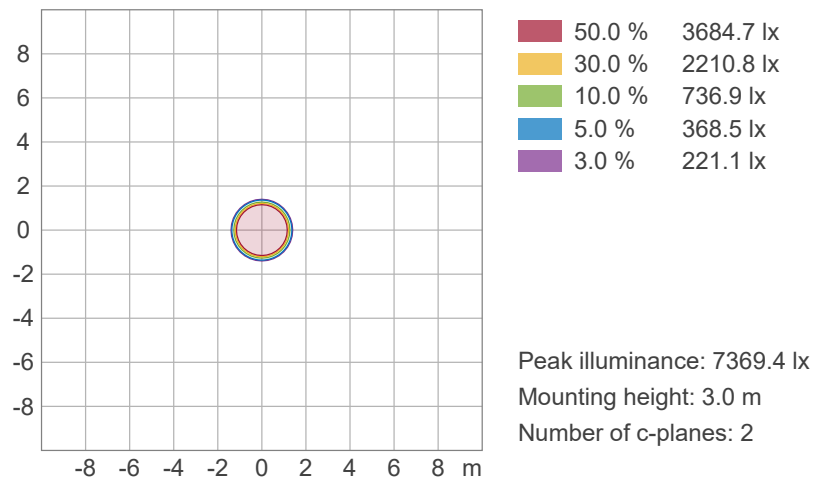


## ISO Diagrams

### ISO Candela Diagram



### ISO Lux Diagram



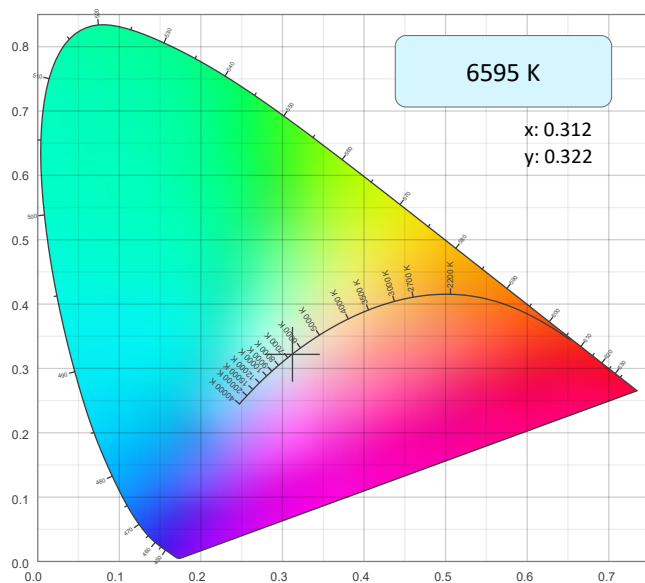


# Photometric & Chromaticity Report

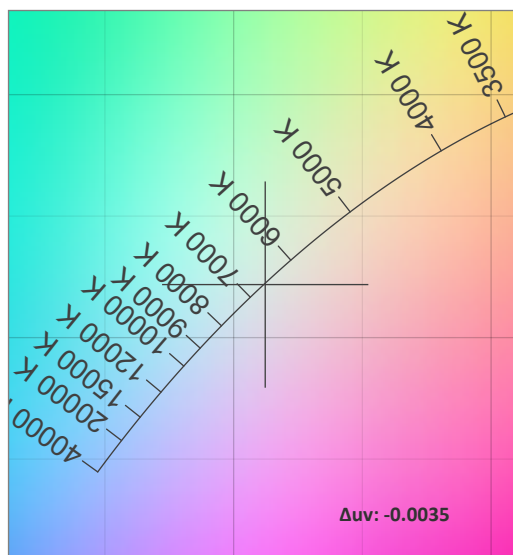
Maverick Storm 1 Flex: Full Flood - Full Power

## Chromaticity

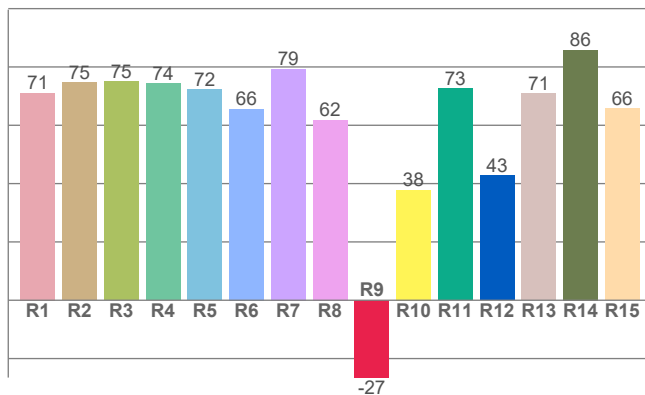
CIE 1931



CIE 1931 - Zoom



CRI: 71.7 (R1-R8)

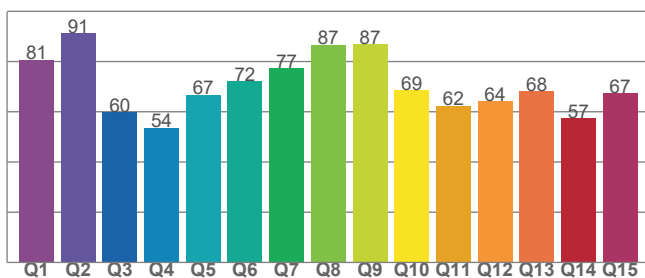


Color Parameters

Color Temperature	Color Coordinate CIE 1931	Color Coordinate CIE 1931
CCT	x	y
6595 K	0.312	0.322

Color Deviation from Black Body Curve	Color Coordinate CIE 1964	Color Coordinate CIE 1964
Δuv	y	u
-0.0035	0.322	0.200

CQS: 68.8



Color Rendering Index	Red Component	Color Quality Scale
CRI	CRI - R9	CQS
71.7	-26.5	68.8

Television Lighting Consistency Index	Color Fidelity	Color Gamut
TLCI	TM30 - Rf	TM30 Rg
48	71.2	94.4

# Photometric & Chromaticity Report

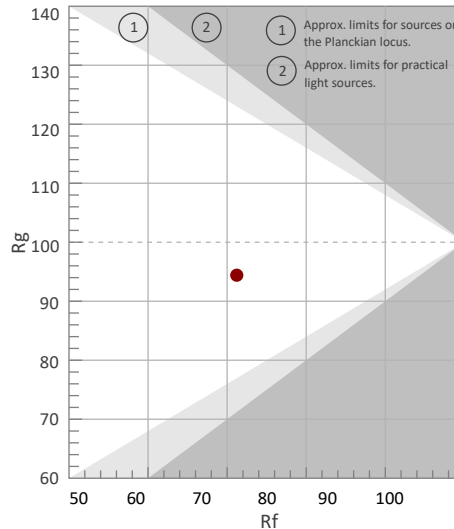
Maverick Storm 1 Flex: Full Flood - Full Power

## TM-30 Details

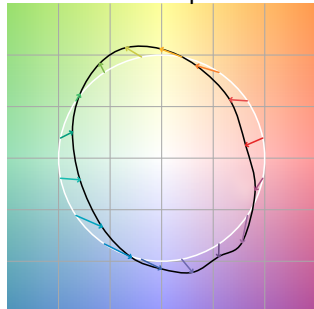
**Rf 71.2**  
Fidelity Index (Rg)

**Rg 94.4**  
Gammut Index (Rg)


Graphic shifts (%)			
Hue Bin	R <sub>f</sub>	Chroma	Hue
1	68	-18%	-4%
2	69	-14%	10%
3	64	-7%	22%
4	64	4%	22%
5	72	12%	13%
6	84	10%	-1%
7	88	0%	-7%
8	78	-10%	-8%
9	78	-18%	5%
10	61	-15%	23%
11	48	-4%	29%
12	69	5%	20%
13	78	14%	8%
14	78	10%	-7%
15	71	10%	-25%
16	78	-5%	-12%



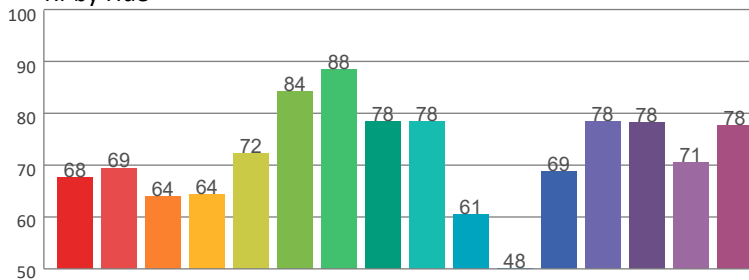
Color Vector Graphic



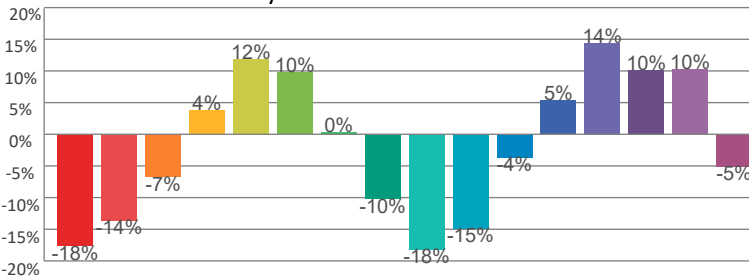
Color Distortion Graphic



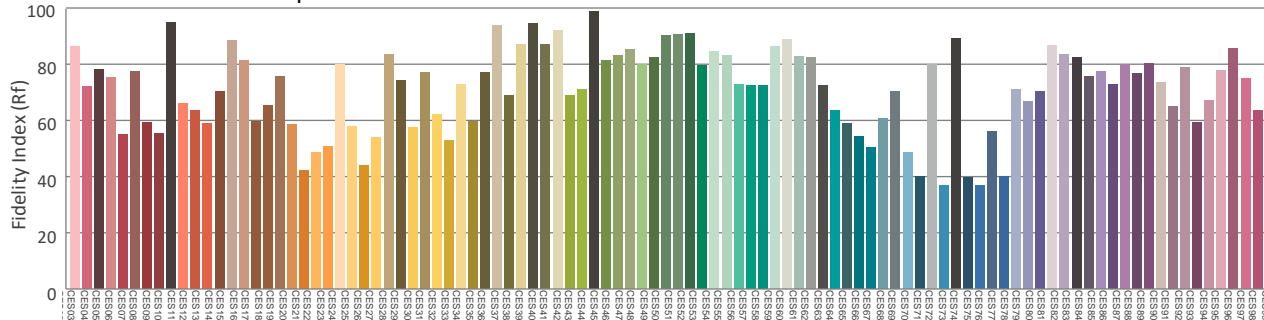
Rf by Hue



Local Chroma Shift by Hue



Color Evaluation Sample



# Photometric & Chromaticity Report

Maverick Storm 1 Flex: Full Flood - Full Power - Auto

## Report Summary

### Measurements

Fixture Output: 28680 lm  
Fixture Peak: 65576 cd  
Fixture Efficacy: n/a lm/W  
Intensity @ 5m: 2623 lux  
Color Temperature: 6606 K  
CRI: 71.9    CRI R9 Value: -26.2  
CQS: 68.9  
TLCI: 48  
TM-30 Rf: 71.4  
TM-30 Rg: 94.3  
Beam Angle (50%): 42.7°  
Field Angle (10%): 47.3°  
Cutoff Angle (3%): 50°

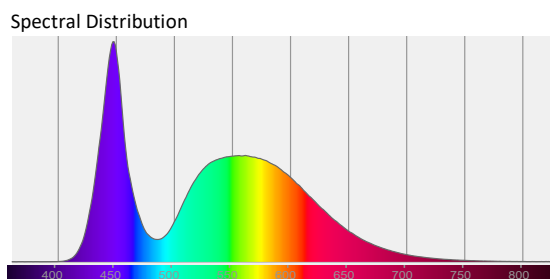
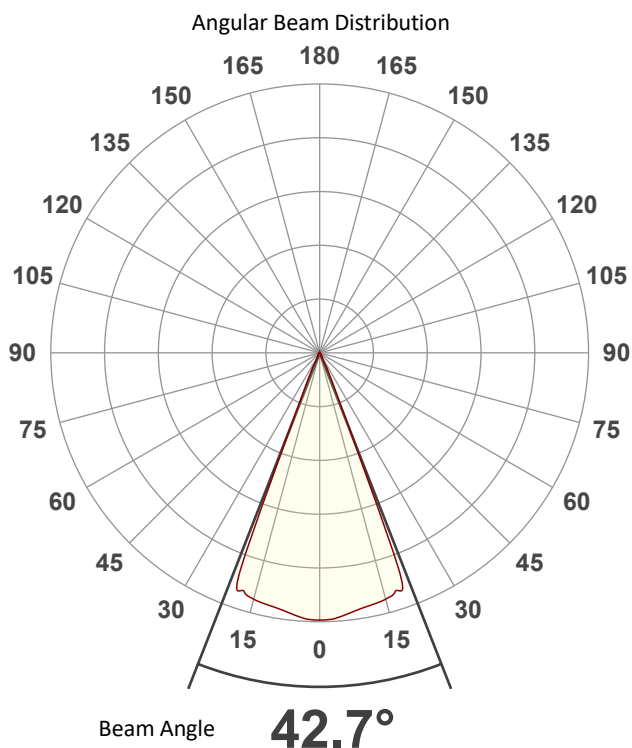


### Conditions

AC Supply: 113 V, 60 Hz  
Power: 0.0 W  
Current: 0.000 A  
Power Factor: n/a

This data sheet conforms to American National Standard E1.9 – 2007 (R2017). All data was measured and calculated by a Viso Systems LabSpion Goniometer at the Chauvet PD Optics Laboratory in Davie, FL on 1/27/2025 to LM-63-2002 Standards.


## Overall Measurement



Tested Color (CIE 1931):

X: 0.312

Y: 0.322



Light Quality

CRI: 71.9

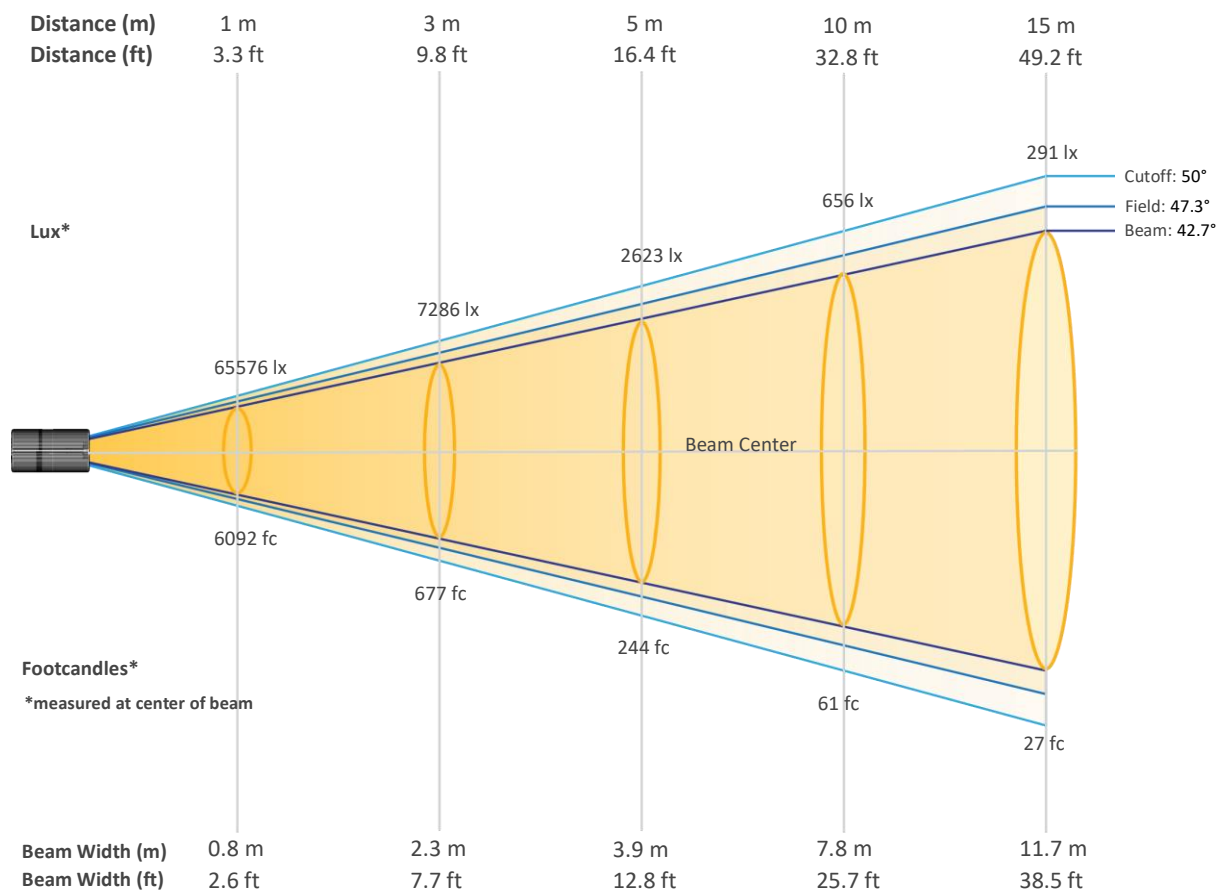
Color Temperature

6606 K

# Photometric & Chromaticity Report

Maverick Storm 1 Flex: Full Flood - Full Power - Auto

## Beam Details

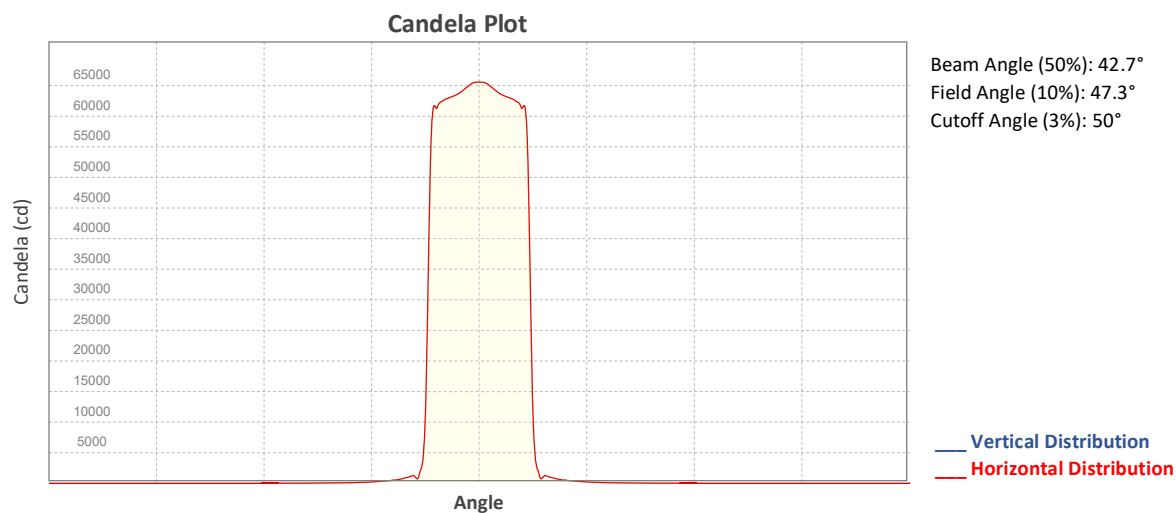


### Beam Intensities from 1-20m (3.3-65.6ft)

Distance	1m	2m	3m	4m	5m	6m	7m	8m	9m	10m
Lux	65576	16394	7286	4099	2623	1822	1338	1025	810	656
Distance	11m	12m	13m	14m	15m	16m	17m	18m	19m	20m
Lux	542	455	388	335	291	256	227	202	182	164
Distance	3.3ft	6.6ft	9.8ft	13.1ft	16.4ft	19.7ft	23ft	26.2ft	29.5ft	32.8ft
FC	6092	1523	677	381	244	169	124	95	75	61
Distance	36.1ft	39.4ft	42.7ft	45.9ft	49.2ft	52.5ft	55.8ft	59.1ft	62.3ft	65.6ft
FC	50	42	36	31	27	24	21	19	17	15

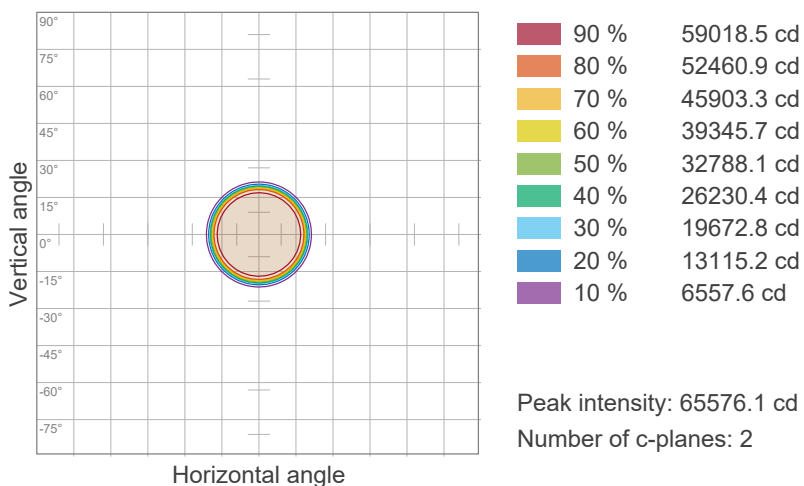
# Photometric & Chromaticity Report

Maverick Storm 1 Flex: Full Flood - Full Power - Auto

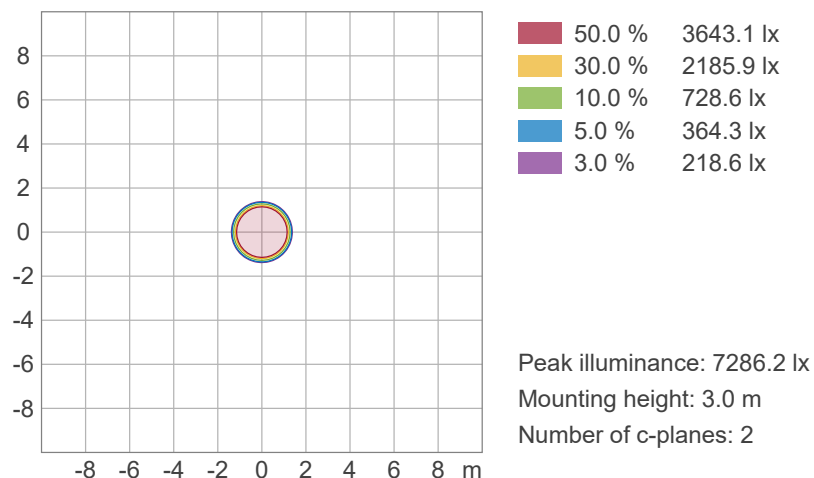


## ISO Diagrams

### ISO Candela Diagram



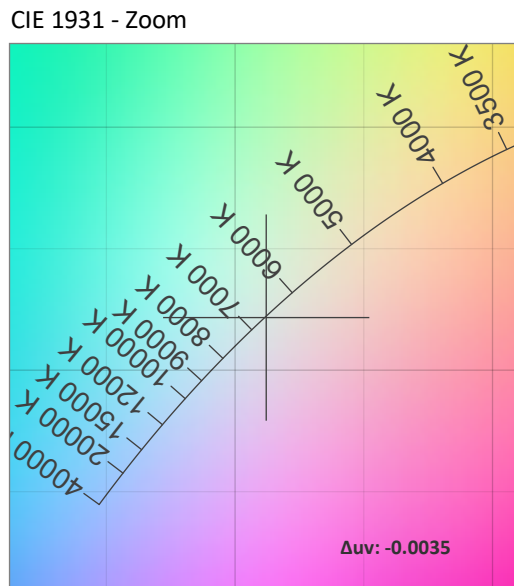
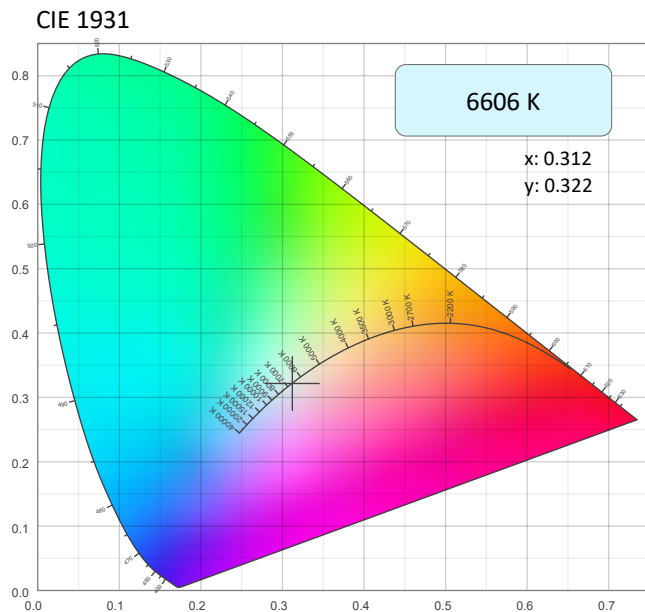
### ISO Lux Diagram



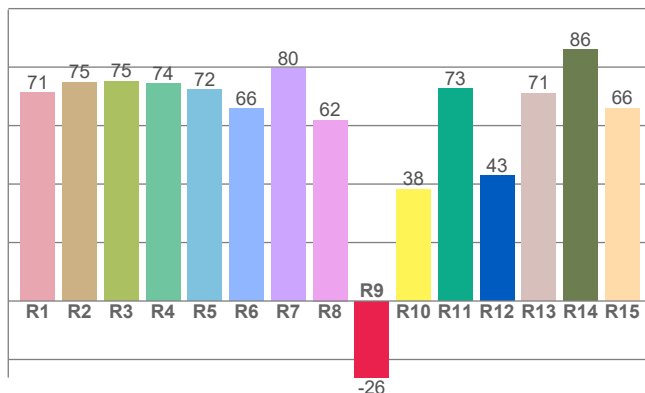
# Photometric & Chromaticity Report

Maverick Storm 1 Flex: Full Flood - Full Power - Auto

## Chromaticity



CRI: 71.9 (R1-R8)

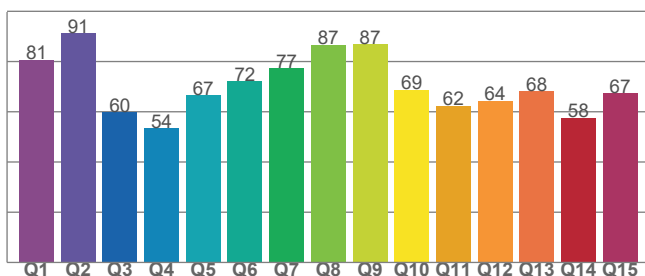


Color Parameters

Color Temperature	Color Coordinate CIE 1931	Color Coordinate CIE 1931
CCT	x	y
6606 K	0.312	0.322

Color Deviation from Black Body Curve	Color Coordinate CIE 1964	Color Coordinate CIE 1964
Δuv	y	u
-0.0035	0.322	0.200

CQS: 68.9



Color Rendering Index	Red Component	Color Quality Scale
CRI	CRI - R9	CQS
71.9	-26.2	68.9

Television Lighting Consistency Index	Color Fidelity	Color Gamut
TLCI	TM30 - Rf	TM30 Rg
48	71.4	94.3

# Photometric & Chromaticity Report

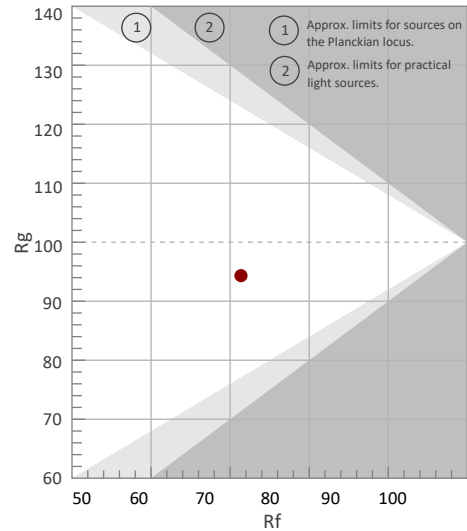
Maverick Storm 1 Flex: Full Flood - Full Power - Auto

## TM-30 Details

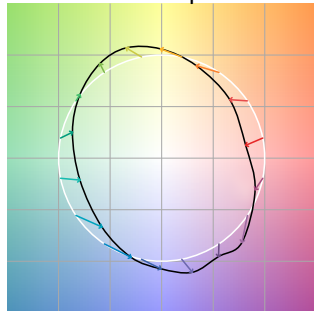
**Rf 71.4**  
Fidelity Index (Rg)

**Rg 94.3**  
Gammut Index (Rg)

Hue Bin	R <sub>f</sub>	Graphic shifts (%)	
		Chroma	Hue
1	68	-18%	-4%
2	70	-14%	10%
3	64	-7%	22%
4	65	4%	22%
5	73	12%	13%
6	84	10%	-1%
7	89	0%	-7%
8	79	-10%	-8%
9	78	-18%	5%
10	61	-15%	23%
11	49	-4%	29%
12	69	5%	20%
13	79	14%	8%
14	78	10%	-7%
15	71	10%	-25%
16	78	-5%	-12%



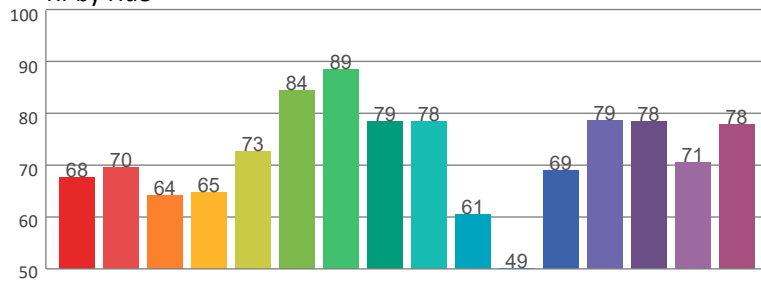
Color Vector Graphic



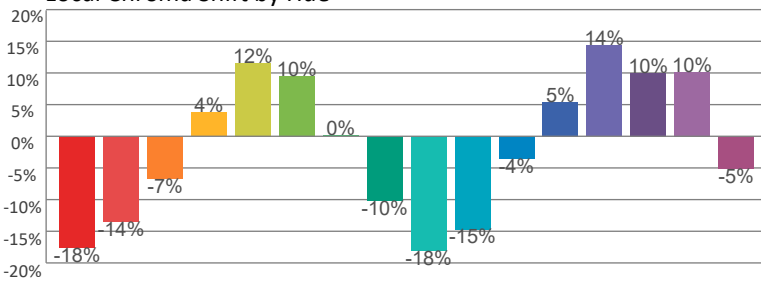
Color Distortion Graphic



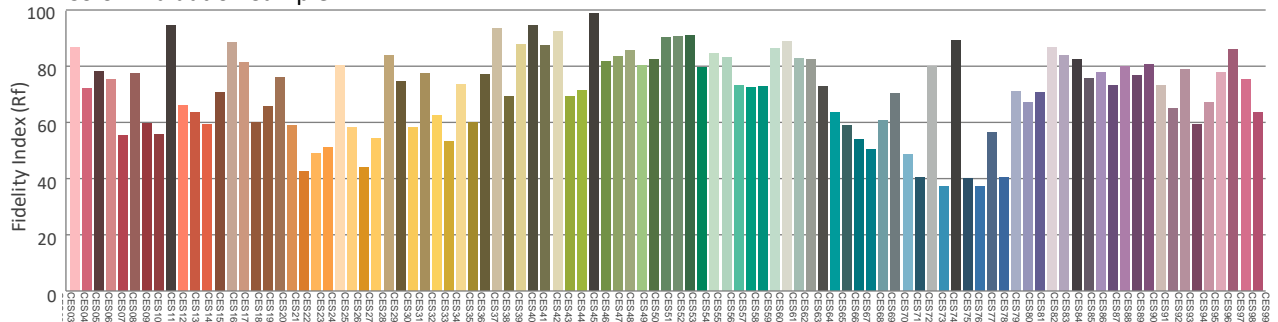
Rf by Hue



Local Chroma Shift by Hue



Color Evaluation Sample



# Photometric & Chromaticity Report

Maverick Storm 1 Flex: Full Flood - Full Power - ECO

## Report Summary

### Measurements

Fixture Output: 28919 lm  
Fixture Peak: 65718 cd  
Fixture Efficacy: n/a lm/W  
Intensity @ 5m: 2629 lux  
Color Temperature: 6606 K  
CRI: 71.9    CRI R9 Value: -26.1  
CQS: 68.9  
TLCI: 48  
TM-30 Rf: 71.4  
TM-30 Rg: 94.3  
Beam Angle (50%): 43.1°  
Field Angle (10%): 47.1°  
Cutoff Angle (3%): 51.2°

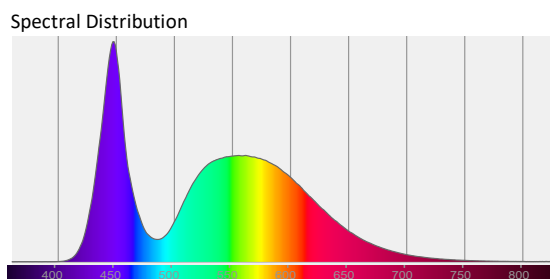
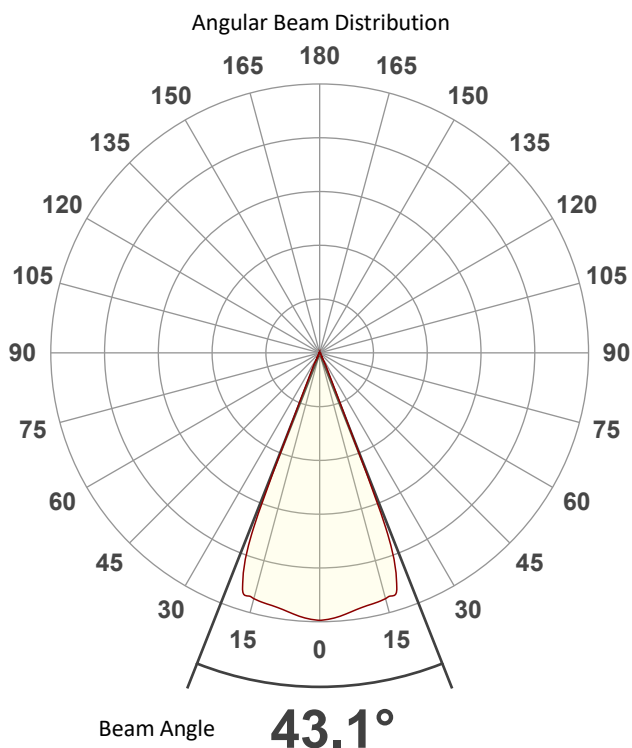


### Conditions

AC Supply: 113 V, 60 Hz  
Power: 0.0 W  
Current: 0.000 A  
Power Factor: n/a

This data sheet conforms to American National Standard E1.9 – 2007 (R2017). All data was measured and calculated by a Viso Systems LabSpion Goniometer at the Chauvet PD Optics Laboratory in Davie, FL on 1/27/2025 to LM-63-2002 Standards.


## Overall Measurement



Tested Color (CIE 1931):

X: 0.312

Y: 0.322



Light Quality

CRI: 71.9

Color Temperature

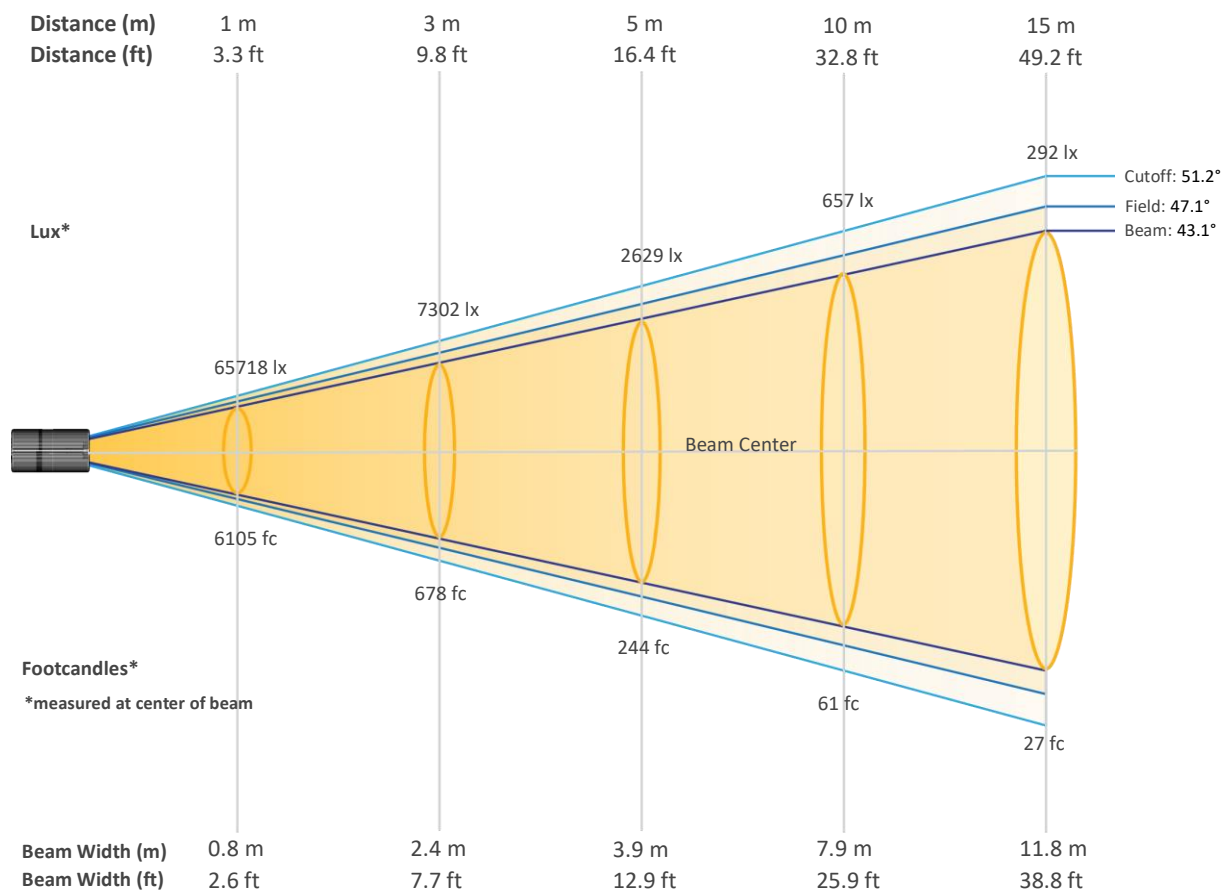
6606 K



# Photometric & Chromaticity Report

Maverick Storm 1 Flex: Full Flood - Full Power - ECO

## Beam Details

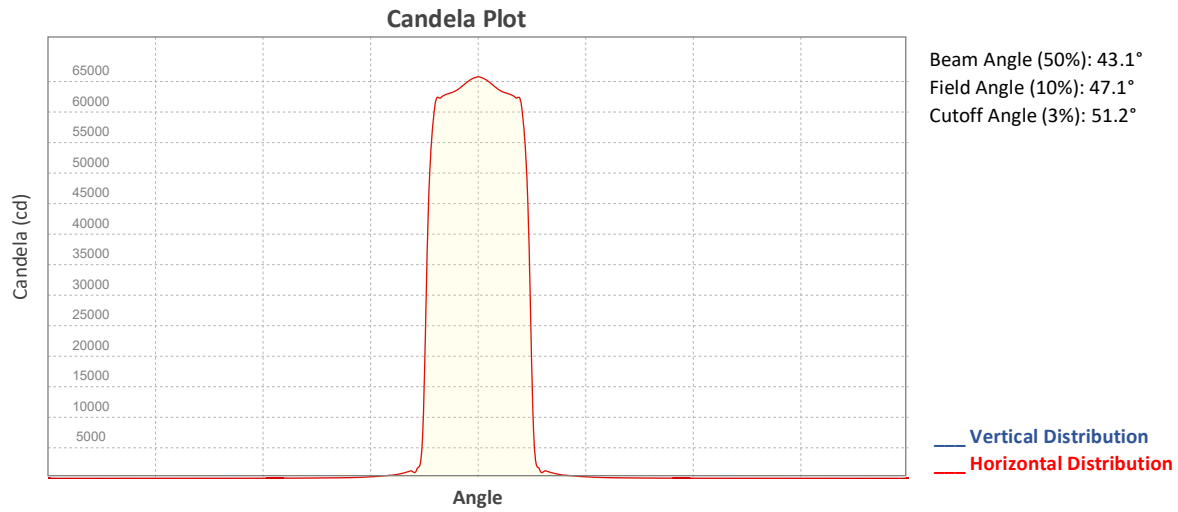


### Beam Intensities from 1-20m (3.3-65.6ft)

Distance	1m	2m	3m	4m	5m	6m	7m	8m	9m	10m
Lux	65718	16430	7302	4107	2629	1826	1341	1027	811	657
Distance	11m	12m	13m	14m	15m	16m	17m	18m	19m	20m
Lux	543	456	389	335	292	257	227	203	182	164
Distance	3.3ft	6.6ft	9.8ft	13.1ft	16.4ft	19.7ft	23ft	26.2ft	29.5ft	32.8ft
FC	6105	1526	678	382	244	170	125	95	75	61
Distance	36.1ft	39.4ft	42.7ft	45.9ft	49.2ft	52.5ft	55.8ft	59.1ft	62.3ft	65.6ft
FC	50	42	36	31	27	24	21	19	17	15

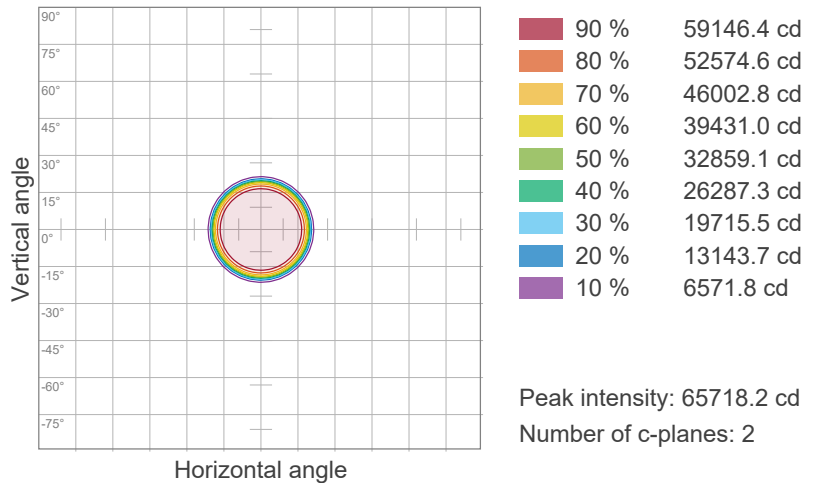
# Photometric & Chromaticity Report

Maverick Storm 1 Flex: Full Flood - Full Power - ECO

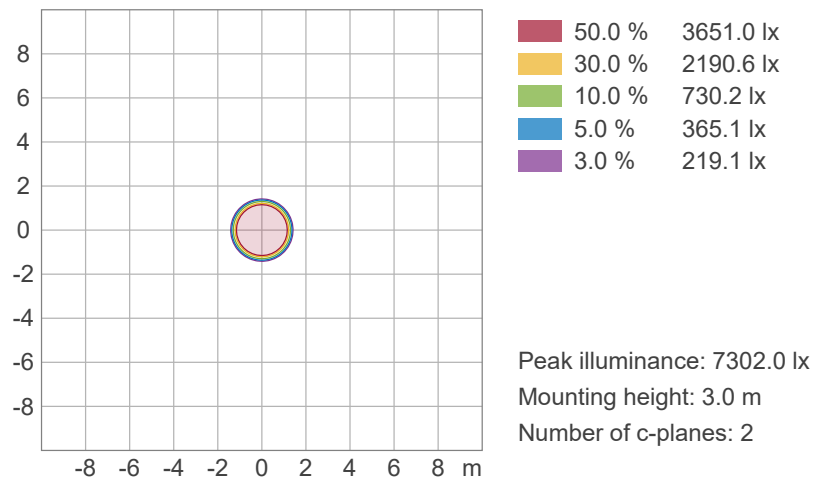


## ISO Diagrams

### ISO Candela Diagram



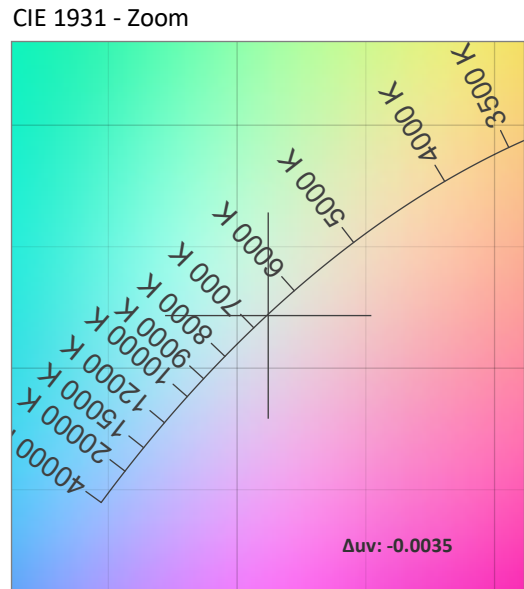
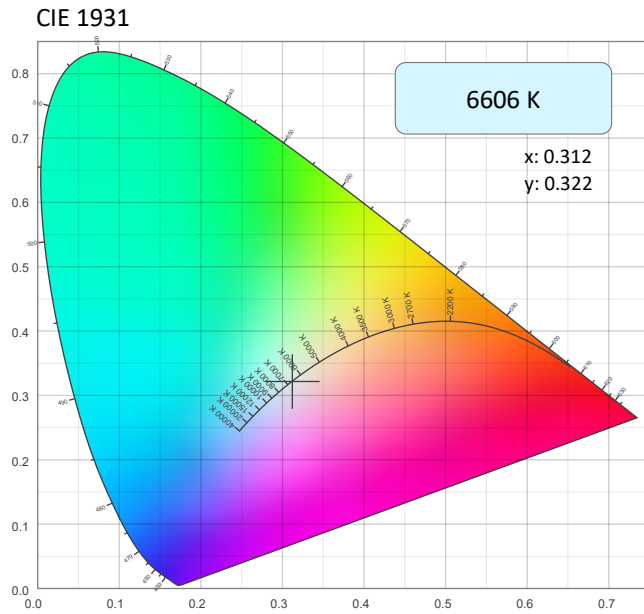
### ISO Lux Diagram



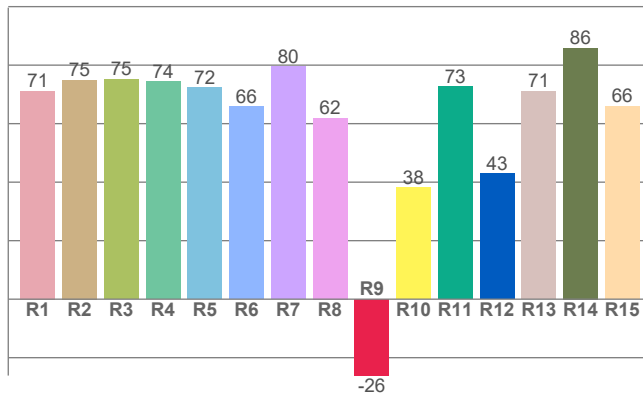
# Photometric & Chromaticity Report

Maverick Storm 1 Flex: Full Flood - Full Power - ECO

## Chromaticity



CRI: 71.9 (R1-R8)



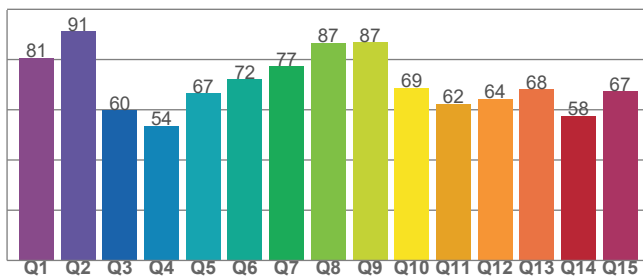
## Color Parameters

Color Temperature	Color Coordinate CIE 1931	Color Coordinate CIE 1931
CCT	x	y
6606 K	0.312	0.322

Color Deviation from Black Body Curve	Color Coordinate CIE 1964	Color Coordinate CIE 1964
Δuv	y	u
-0.0035	0.322	0.200

Color Rendering Index	Red Component	Color Quality Scale
CRI	CRI - R9	CQS
71.9	-26.1	68.9

CQS: 68.9



Television Lighting Consistency Index	Color Fidelity	Color Gamut
TLCI	TM30 - Rf	TM30 Rg
48	71.4	94.3



# Photometric & Chromaticity Report

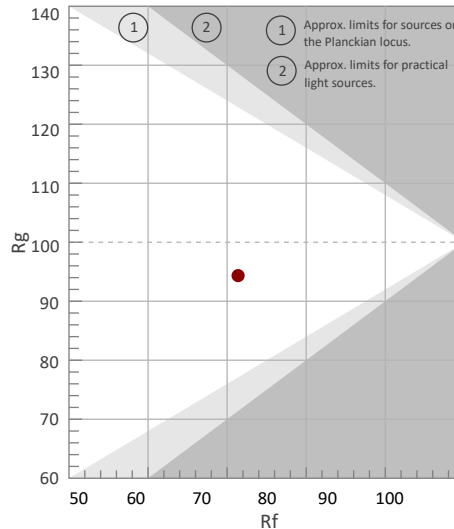
Maverick Storm 1 Flex: Full Flood - Full Power - ECO

## TM-30 Details

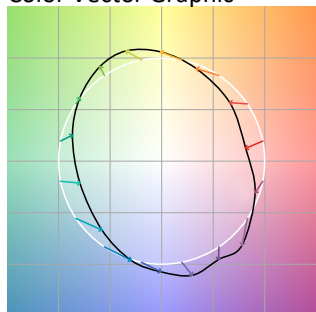
**Rf 71.4**  
Fidelity Index (Rg)

**Rg 94.3**  
Gammut Index (Rg)

Hue Bin	R <sub>f</sub>	Graphic shifts (%)	
		Chroma	Hue
1	68	-18%	-4%
2	70	-14%	10%
3	64	-7%	22%
4	65	4%	22%
5	73	12%	13%
6	84	10%	-1%
7	89	0%	-7%
8	79	-10%	-8%
9	78	-18%	5%
10	61	-15%	23%
11	49	-4%	29%
12	69	5%	20%
13	79	14%	8%
14	78	10%	-7%
15	71	10%	-25%
16	78	-5%	-12%



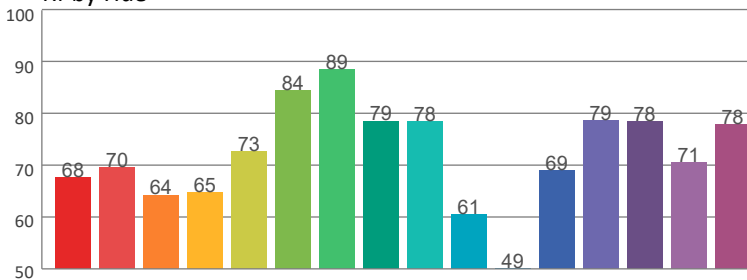
Color Vector Graphic



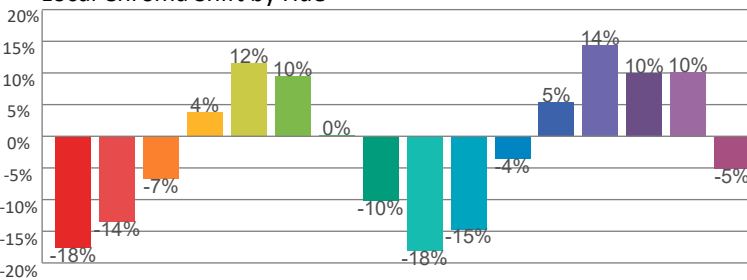
Color Distortion Graphic



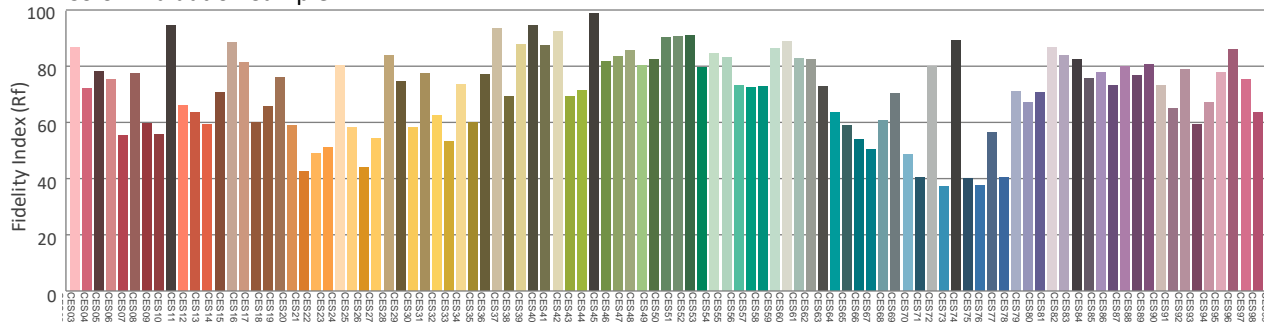
Rf by Hue



Local Chroma Shift by Hue



Color Evaluation Sample



# Photometric & Chromaticity Report

Maverick Storm 1 Flex: Full Flood - Full Power - TV25

## Report Summary

### Measurements

Fixture Output: 20819 lm  
Fixture Peak: 47321 cd  
Fixture Efficacy: n/a lm/W  
Intensity @ 5m: 1893 lux  
Color Temperature: 6528 K  
CRI: 71.2    CRI R9 Value: -28.7  
CQS: 68.7  
TLCI: 47  
TM-30 Rf: 70.8  
TM-30 Rg: 94.4  
Beam Angle (50%): 43.1°  
Field Angle (10%): 47.3°  
Cutoff Angle (3%): 50.9°

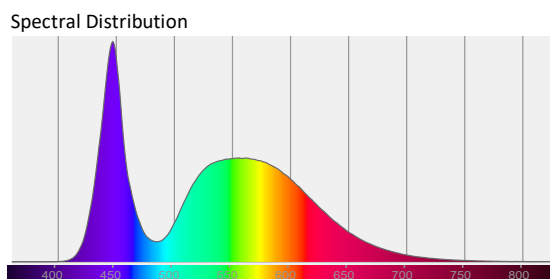
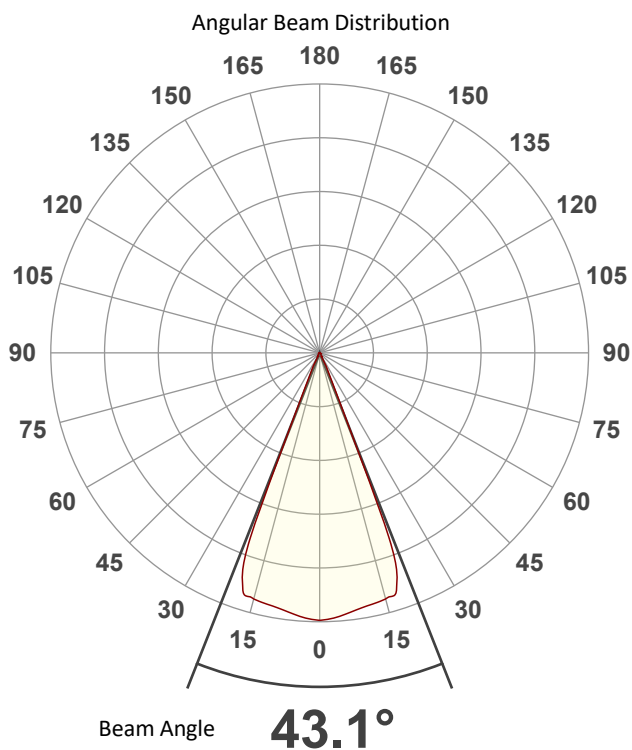


### Conditions

AC Supply: 116 V, 60 Hz  
Power: 0.0 W  
Current: 0.000 A  
Power Factor: n/a

This data sheet conforms to American National Standard E1.9 – 2007 (R2017). All data was measured and calculated by a Viso Systems LabSpion Goniometer at the Chauvet PD Optics Laboratory in Davie, FL on 1/27/2025 to LM-63-2002 Standards.


## Overall Measurement



Tested Color (CIE 1931):

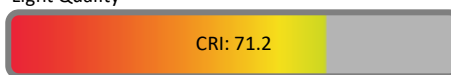
X: 0.313

Y: 0.323



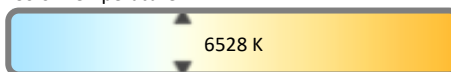
Light Quality

CRI: 71.2



Color Temperature

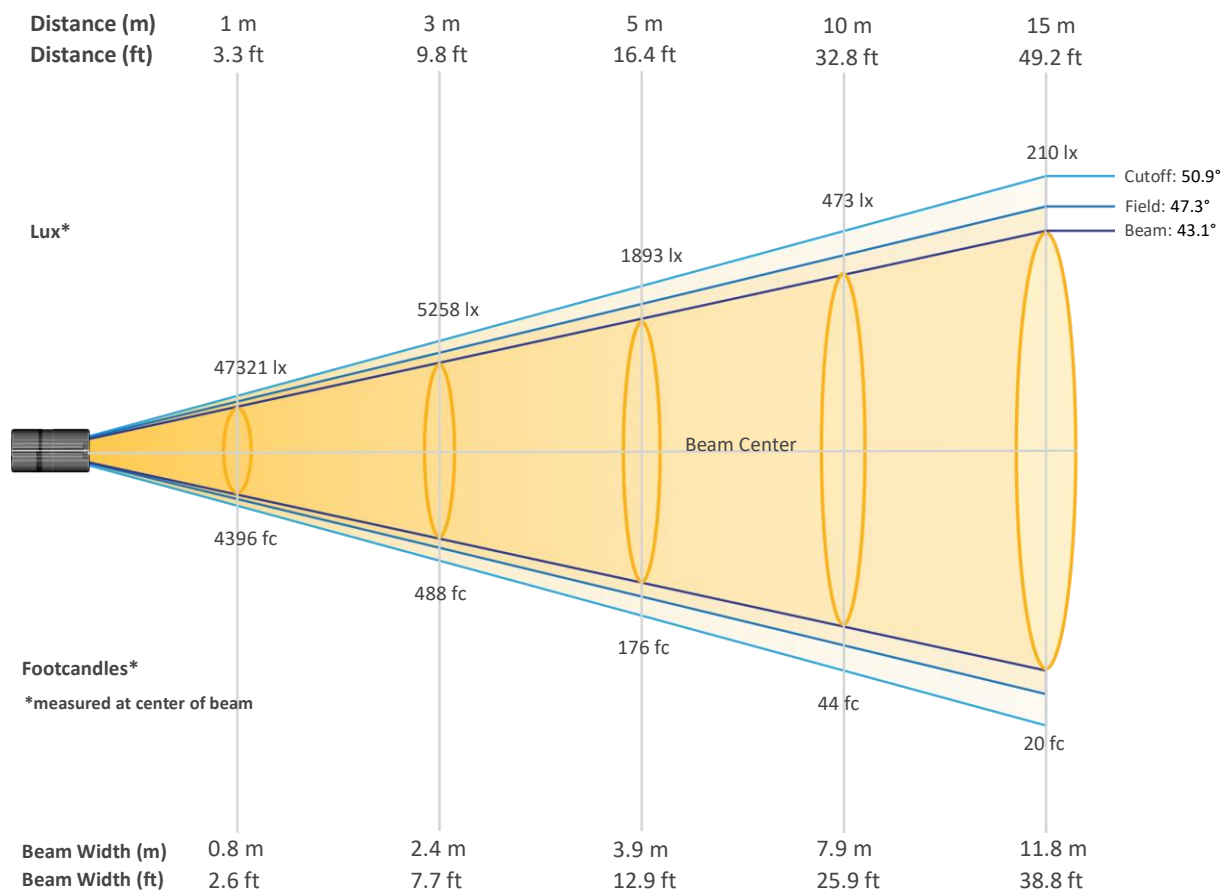
6528 K



# Photometric & Chromaticity Report

Maverick Storm 1 Flex: Full Flood - Full Power - TV25

## Beam Details

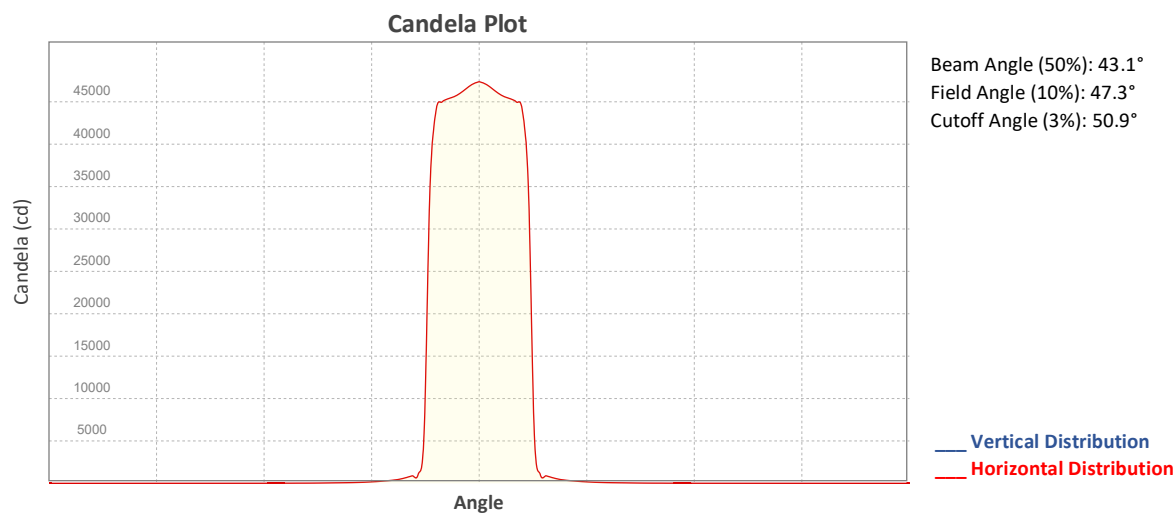


### Beam Intensities from 1-20m (3.3-65.6ft)

Distance	1m	2m	3m	4m	5m	6m	7m	8m	9m	10m
Lux	47321	11830	5258	2958	1893	1314	966	739	584	473
<b>Distance</b>	<b>11m</b>	<b>12m</b>	<b>13m</b>	<b>14m</b>	<b>15m</b>	<b>16m</b>	<b>17m</b>	<b>18m</b>	<b>19m</b>	<b>20m</b>
Lux	391	329	280	241	210	185	164	146	131	118
<b>Distance</b>	<b>3.3ft</b>	<b>6.6ft</b>	<b>9.8ft</b>	<b>13.1ft</b>	<b>16.4ft</b>	<b>19.7ft</b>	<b>23ft</b>	<b>26.2ft</b>	<b>29.5ft</b>	<b>32.8ft</b>
FC	4396	1099	488	275	176	122	90	69	54	44
<b>Distance</b>	<b>36.1ft</b>	<b>39.4ft</b>	<b>42.7ft</b>	<b>45.9ft</b>	<b>49.2ft</b>	<b>52.5ft</b>	<b>55.8ft</b>	<b>59.1ft</b>	<b>62.3ft</b>	<b>65.6ft</b>
FC	36	31	26	22	20	17	15	14	12	11

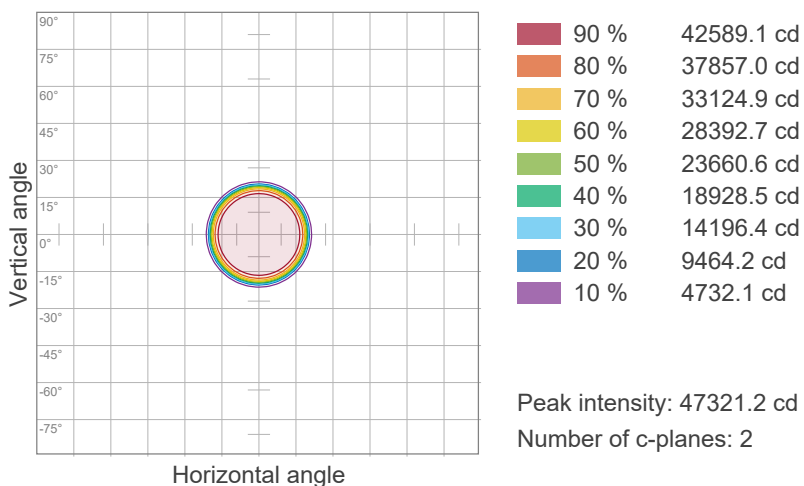
# Photometric & Chromaticity Report

Maverick Storm 1 Flex: Full Flood - Full Power - TV25

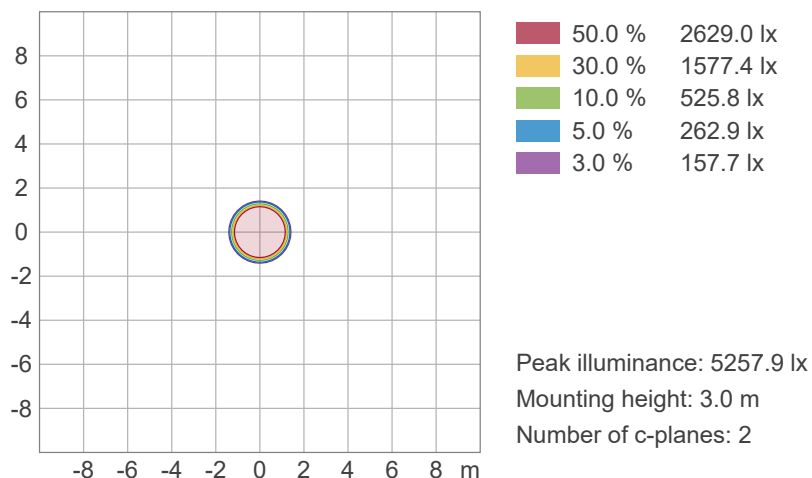


## ISO Diagrams

### ISO Candela Diagram



### ISO Lux Diagram

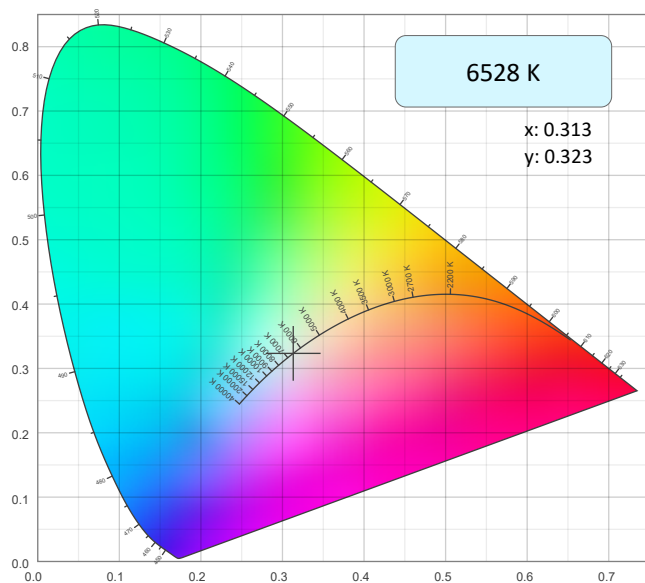


# Photometric & Chromaticity Report

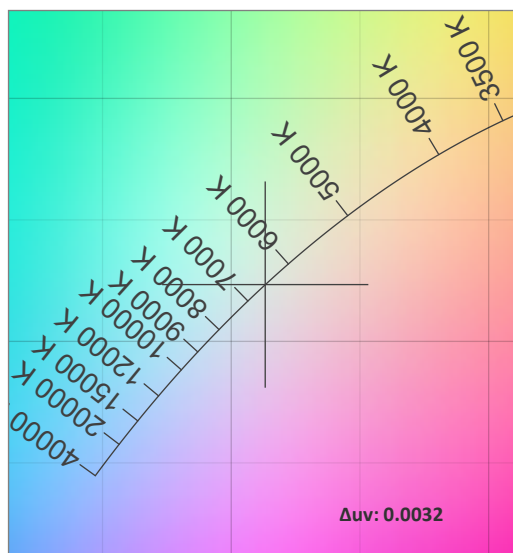
Maverick Storm 1 Flex: Full Flood - Full Power - TV25

## Chromaticity

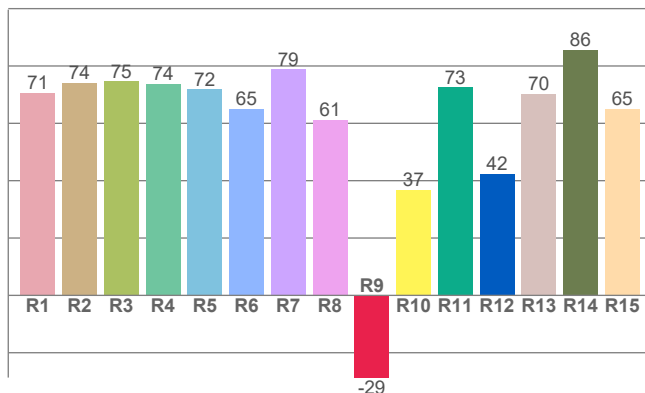
CIE 1931



CIE 1931 - Zoom



CRI: 71.2 (R1-R8)

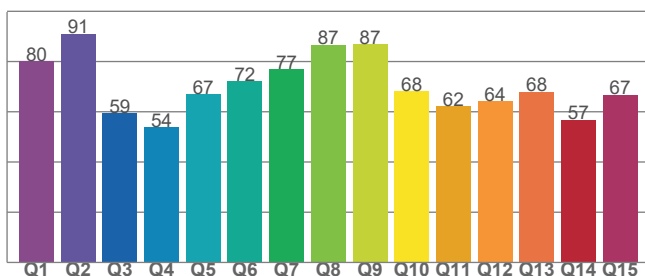


Color Parameters

Color Temperature	Color Coordinate CIE 1931	Color Coordinate CIE 1931
CCT	x	y
6528 K	0.313	0.323

Color Deviation from Black Body Curve	Color Coordinate CIE 1964	Color Coordinate CIE 1964
$\Delta uv$	y	u
0.0032	0.323	0.200

CQS: 68.7



Color Rendering Index	Red Component	Color Quality Scale
CRI	CRI - R9	CQS
71.2	-28.7	68.7

Television Lighting Consistency Index	Color Fidelity	Color Gamut
TLCI	TM30 - Rf	TM30 Rg
47	70.8	94.4





# Photometric & Chromaticity Report

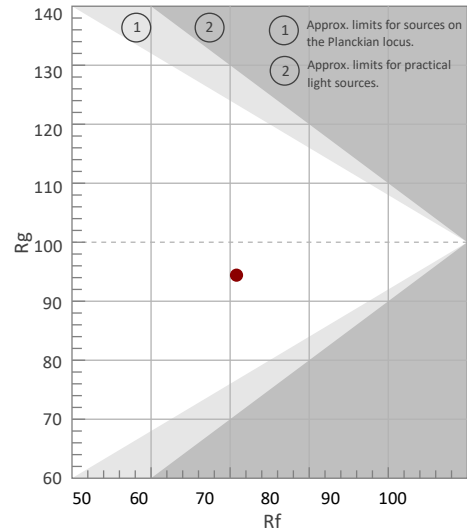
Maverick Storm 1 Flex: Full Flood - Full Power - TV25

## TM-30 Details

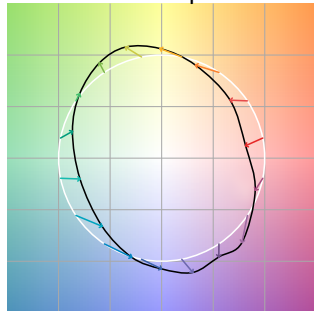
**Rf 70.8**  
Fidelity Index (Rg)

**Rg 94.4**  
Gammut Index (Rg)

Hue Bin	Graphic shifts (%)		
	R <sub>f</sub>	Chroma	Hue
1	67	-18%	-4%
2	74	-14%	10%
3	60	-7%	23%
4	64	4%	22%
5	72	12%	13%
6	83	10%	-1%
7	88	1%	-8%
8	78	-10%	-9%
9	78	-18%	4%
10	61	-15%	23%
11	48	-4%	29%
12	68	5%	21%
13	78	15%	8%
14	78	10%	-7%
15	70	10%	-25%
16	77	-5%	-13%



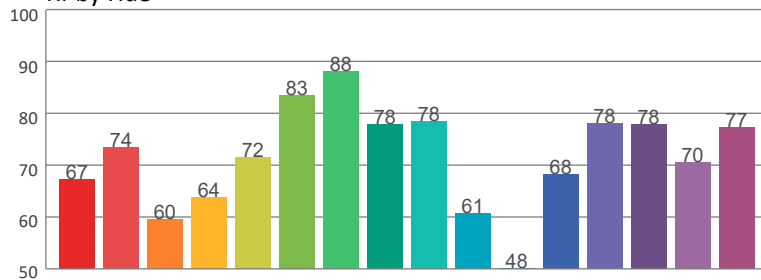
Color Vector Graphic



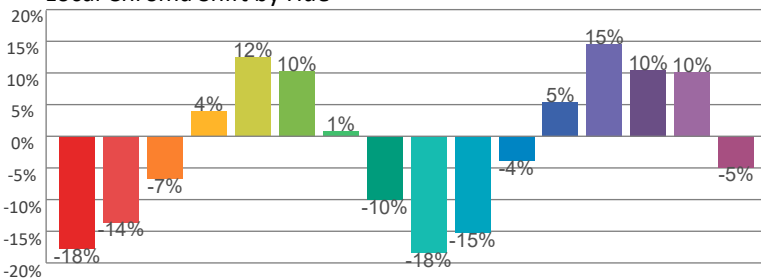
Color Distortion Graphic



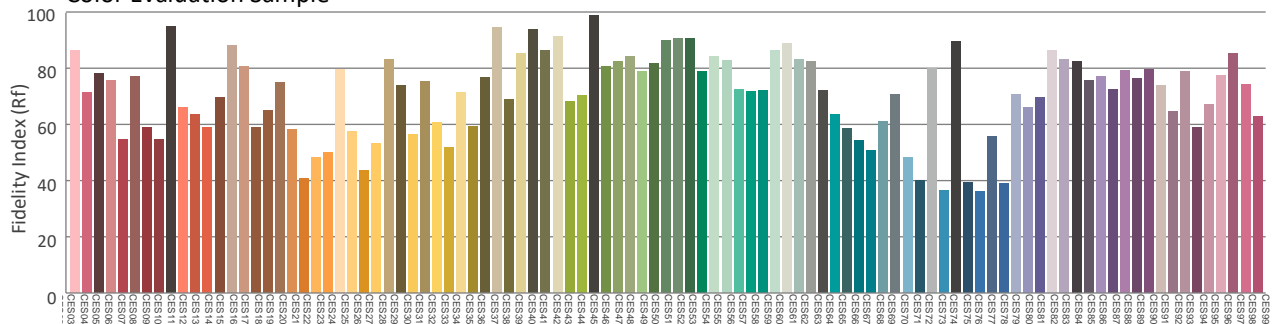
Rf by Hue



Local Chroma Shift by Hue



Color Evaluation Sample



# Photometric & Chromaticity Report

Maverick Storm 1 Flex: Full Spot - Full Power

## Report Summary

### Measurements

Fixture Output: 8488 lm  
Fixture Peak: 3905619 cd  
Fixture Efficacy: n/a lm/W  
Intensity @ 5m: 156225 lux  
Color Temperature: 6541 K  
CRI: 72.0    CRI R9 Value: -25.4  
CQS: 69.1  
TLCI: 48  
TM-30 Rf: 71.5  
TM-30 Rg: 94.4  
Beam Angle (50%): 2.6°  
Field Angle (10%): 3°  
Cutoff Angle (3%): 3.4°

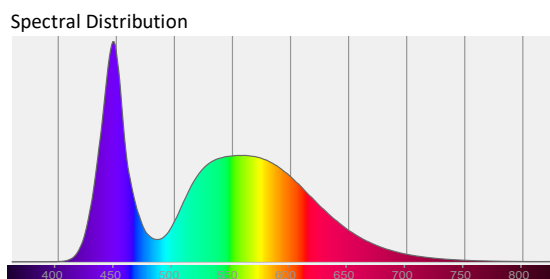
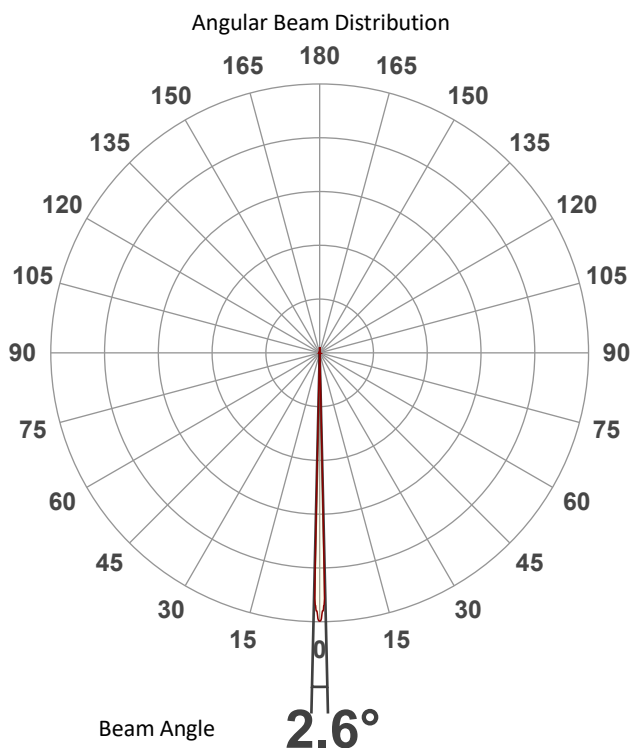


### Conditions

AC Supply: 113 V, 60 Hz  
Power: 0.0 W  
Current: 0.000 A  
Power Factor: n/a

This data sheet conforms to American National Standard E1.9 – 2007 (R2017). All data was measured and calculated by a Viso Systems LabSpion Goniometer at the Chauvet PD Optics Laboratory in Davie, FL on 1/27/2025 to LM-63-2002 Standards.


## Overall Measurement



Tested Color (CIE 1931):

X: 0.313

Y: 0.323



Light Quality

CRI: 72.0

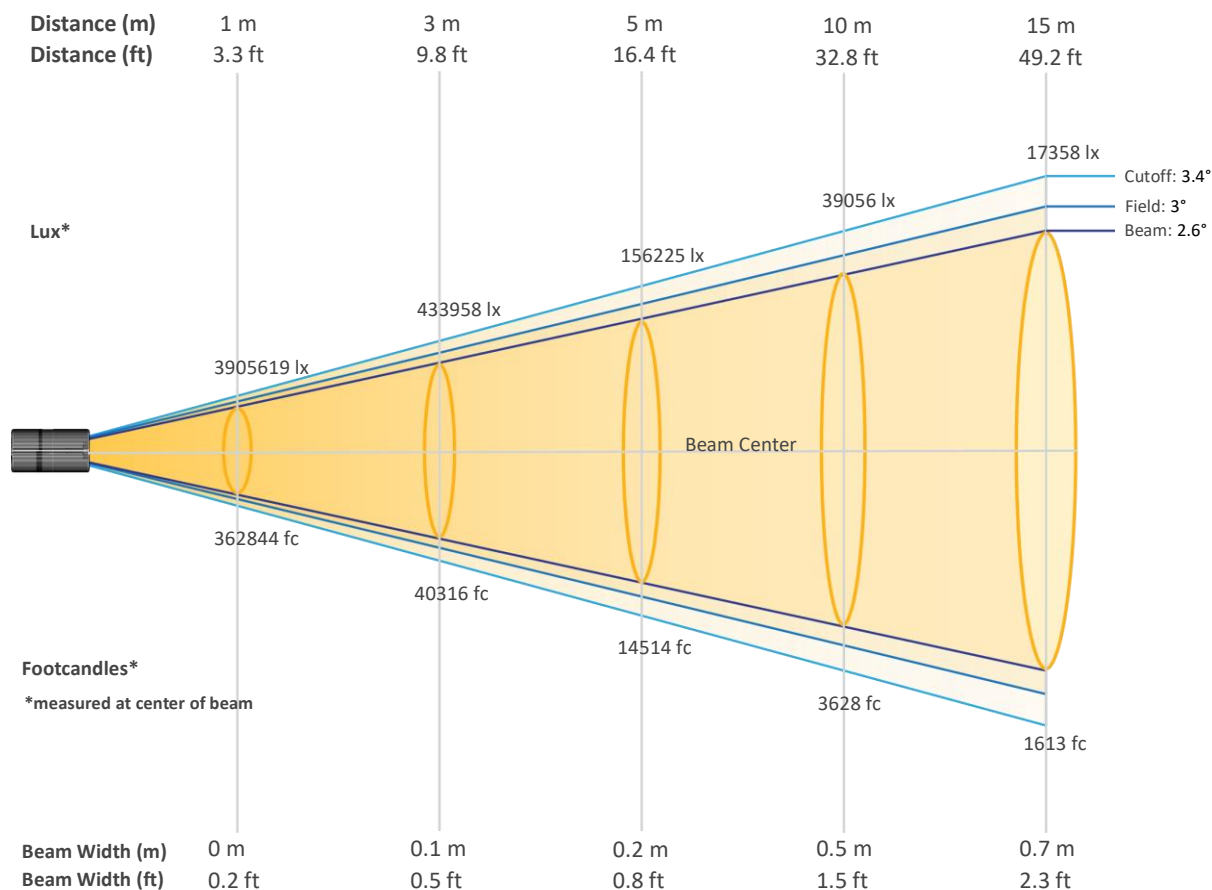
Color Temperature

6541 K

# Photometric & Chromaticity Report

Maverick Storm 1 Flex: Full Spot - Full Power

## Beam Details

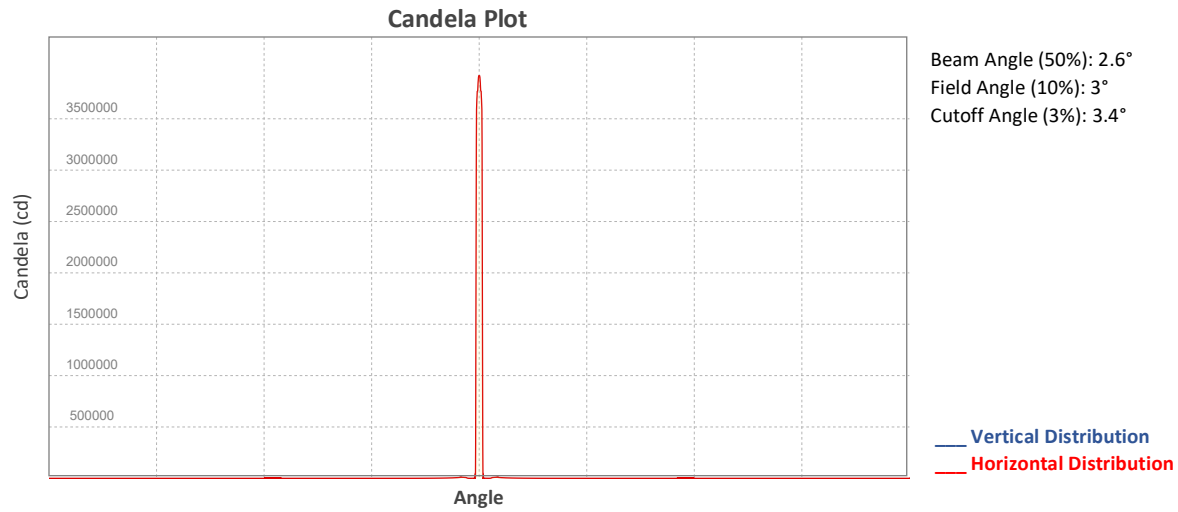


### Beam Intensities from 1-20m (3.3-65.6ft)

Distance	1m	2m	3m	4m	5m	6m	7m	8m	9m	10m
Lux	39056 19	976405	433958	244101	156225	108489	79707	61025	48218	39056
Distance	11m	12m	13m	14m	15m	16m	17m	18m	19m	20m
Lux	32278	27122	23110	19927	17358	15256	13514	12054	10819	9764
Distance	3.3ft	6.6ft	9.8ft	13.1ft	16.4ft	19.7ft	23ft	26.2ft	29.5ft	32.8ft
FC	36284 4	90711	40316	22678	14514	10079	7405	5669	4480	3628
Distance	36.1ft	39.4ft	42.7ft	45.9ft	49.2ft	52.5ft	55.8ft	59.1ft	62.3ft	65.6ft
FC	2999	2520	2147	1851	1613	1417	1256	1120	1005	907

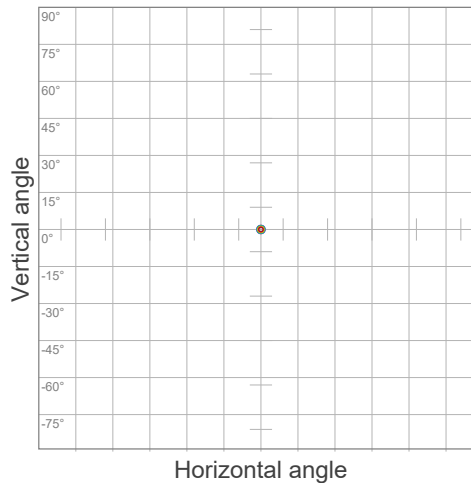
# Photometric & Chromaticity Report

Maverick Storm 1 Flex: Full Spot - Full Power



## ISO Diagrams

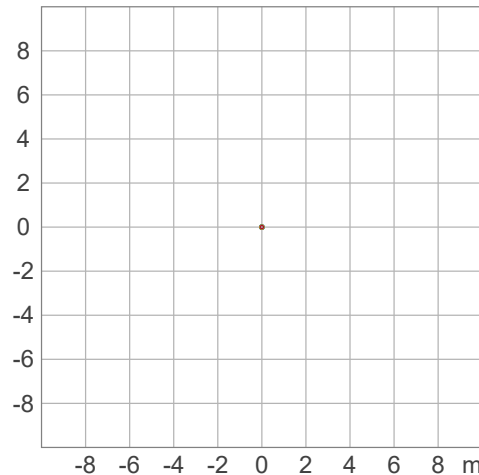
### ISO Candela Diagram



90 %	3515057.0 cd
80 %	3124495.0 cd
70 %	2733933.0 cd
60 %	2343372.0 cd
50 %	1952810.0 cd
40 %	1562248.0 cd
30 %	1171686.0 cd
20 %	781123.8 cd
10 %	390561.9 cd

Peak intensity: 390561.9 cd  
 Number of c-planes: 2

### ISO Lux Diagram



50.0 %	216978.8 lx
30.0 %	130187.3 lx
10.0 %	43395.8 lx
5.0 %	21697.9 lx
3.0 %	13018.7 lx

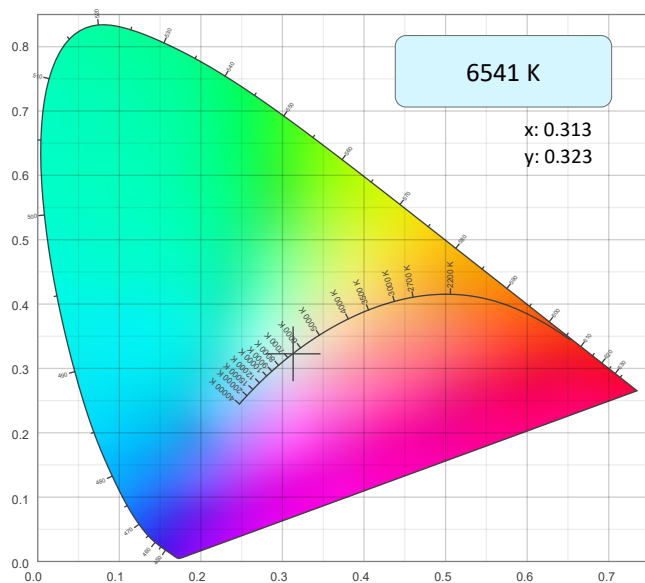
Peak illuminance: 433957.7 lx  
 Mounting height: 3.0 m  
 Number of c-planes: 2

# Photometric & Chromaticity Report

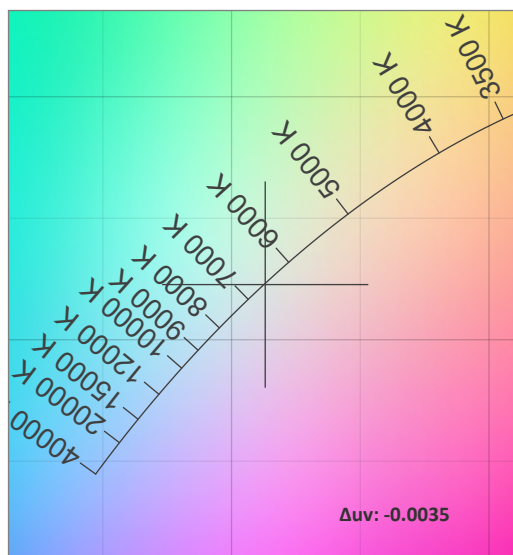
Maverick Storm 1 Flex: Full Spot - Full Power

## Chromaticity

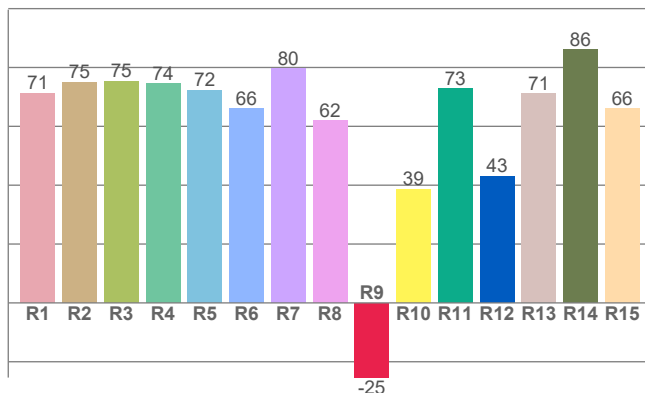
CIE 1931



CIE 1931 - Zoom



CRI: 72.0 (R1-R8)

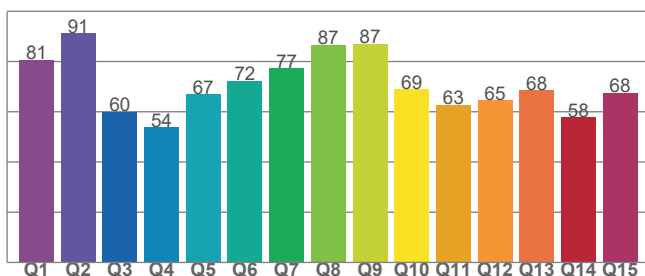


Color Parameters

Color Temperature	Color Coordinate CIE 1931	Color Coordinate CIE 1931
CCT	x	y
6541 K	0.313	0.323

Color Deviation from Black Body Curve	Color Coordinate CIE 1964	Color Coordinate CIE 1964
$\Delta uv$	y	u
-0.0035	0.323	0.200

CQS: 69.1



Color Rendering Index	Red Component	Color Quality Scale
CRI	CRI - R9	CQS
72.0	-25.4	69.1

Television Lighting Consistency Index	Color Fidelity	Color Gamut
TLCI	TM30 - Rf	TM30 Rg
48	71.5	94.4

# Photometric & Chromaticity Report

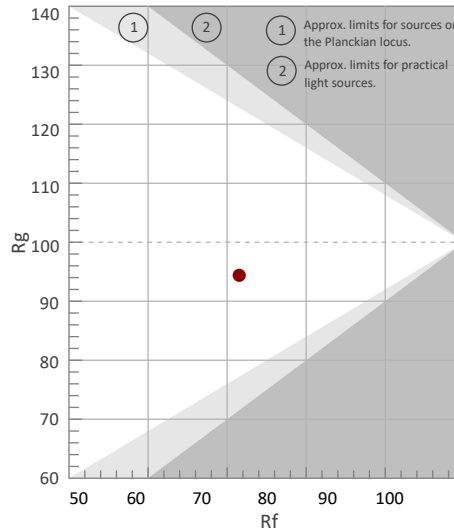
Maverick Storm 1 Flex: Full Spot - Full Power

## TM-30 Details

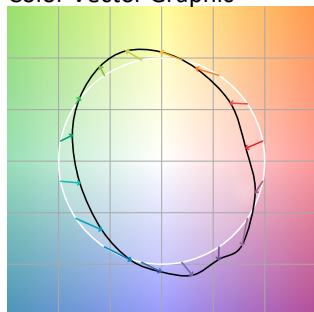
**Rf 71.5**  
Fidelity Index  
(Rg)

**Rg 94.4**  
Gammut Index (Rg)

Hue Bin	Graphic shifts (%)		
	R <sub>f</sub>	Chroma	Hue
1	68	-18%	-4%
2	74	-13%	10%
3	61	-7%	22%
4	65	4%	22%
5	73	12%	13%
6	84	10%	-1%
7	89	0%	-7%
8	79	-10%	-8%
9	79	-18%	5%
10	61	-15%	23%
11	49	-4%	29%
12	69	5%	20%
13	79	14%	8%
14	78	10%	-7%
15	71	10%	-25%
16	78	-5%	-12%



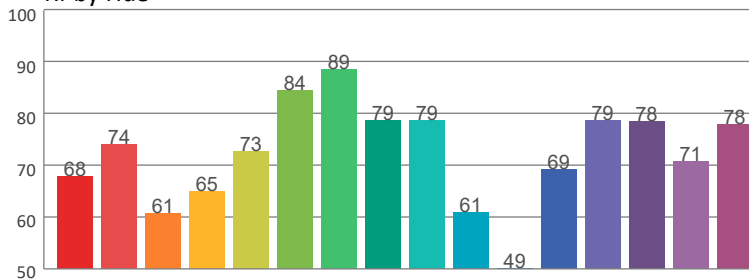
Color Vector Graphic



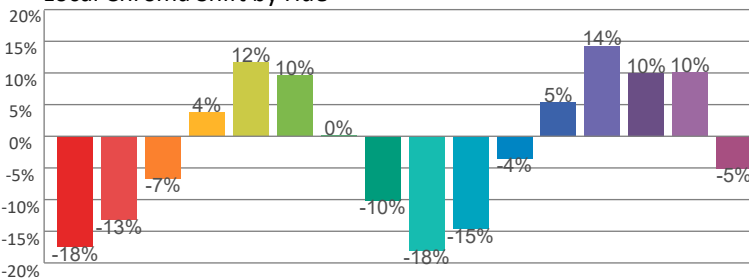
Color Distortion Graphic



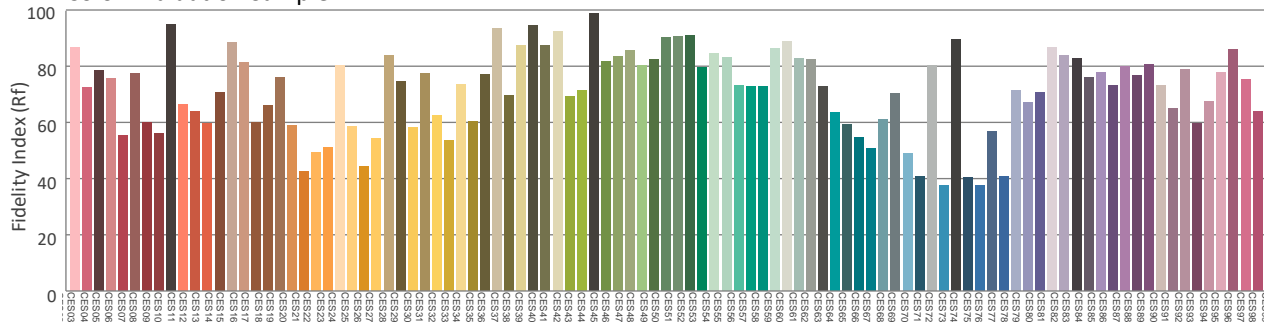
R<sub>f</sub> by Hue



Local Chroma Shift by Hue



Color Evaluation Sample



# Photometric & Chromaticity Report

Maverick Storm 1 Flex: Full Spot - Full Power - Auto

## Report Summary

### Measurements

Fixture Output: 9229 lm  
Fixture Peak: 3775355 cd  
Fixture Efficacy: n/a lm/W  
Intensity @ 5m: 151014 lux  
Color Temperature: 6588 K  
CRI: 72.4    CRI R9 Value: -24.2  
CQS: 69.3  
TLCI: 49  
TM-30 Rf: 72.0  
TM-30 Rg: 94.3  
Beam Angle (50%): 2.8°  
Field Angle (10%): 3.5°  
Cutoff Angle (3%): 3.7°

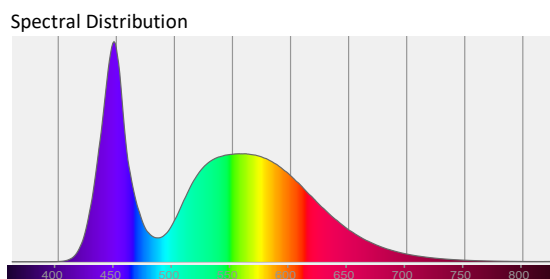
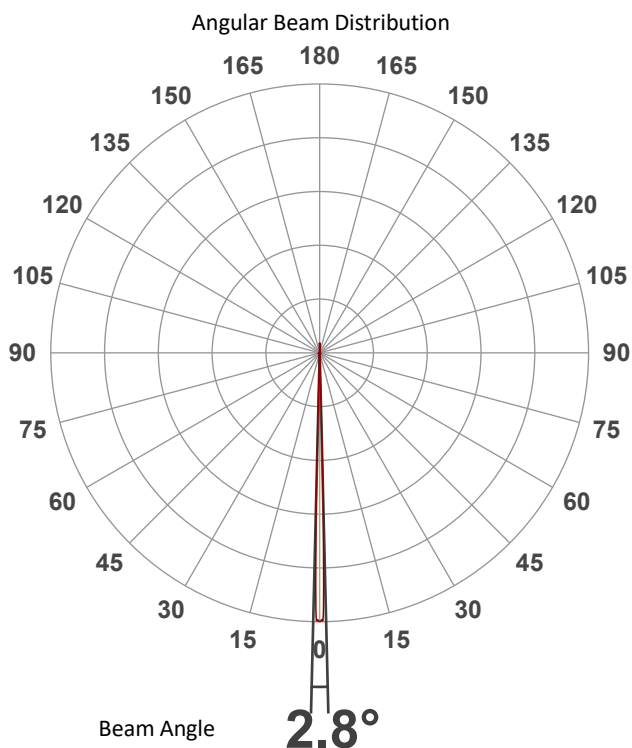


### Conditions

AC Supply: 113 V, 60 Hz  
Power: 0.0 W  
Current: 0.000 A  
Power Factor: n/a

This data sheet conforms to American National Standard E1.9 – 2007 (R2017). All data was measured and calculated by a Viso Systems LabSpion Goniometer at the Chauvet PD Optics Laboratory in Davie, FL on 1/27/2025 to LM-63-2002 Standards.


## Overall Measurement



Tested Color (CIE 1931):

X: 0.312

Y: 0.322



Light Quality

CRI: 72.4

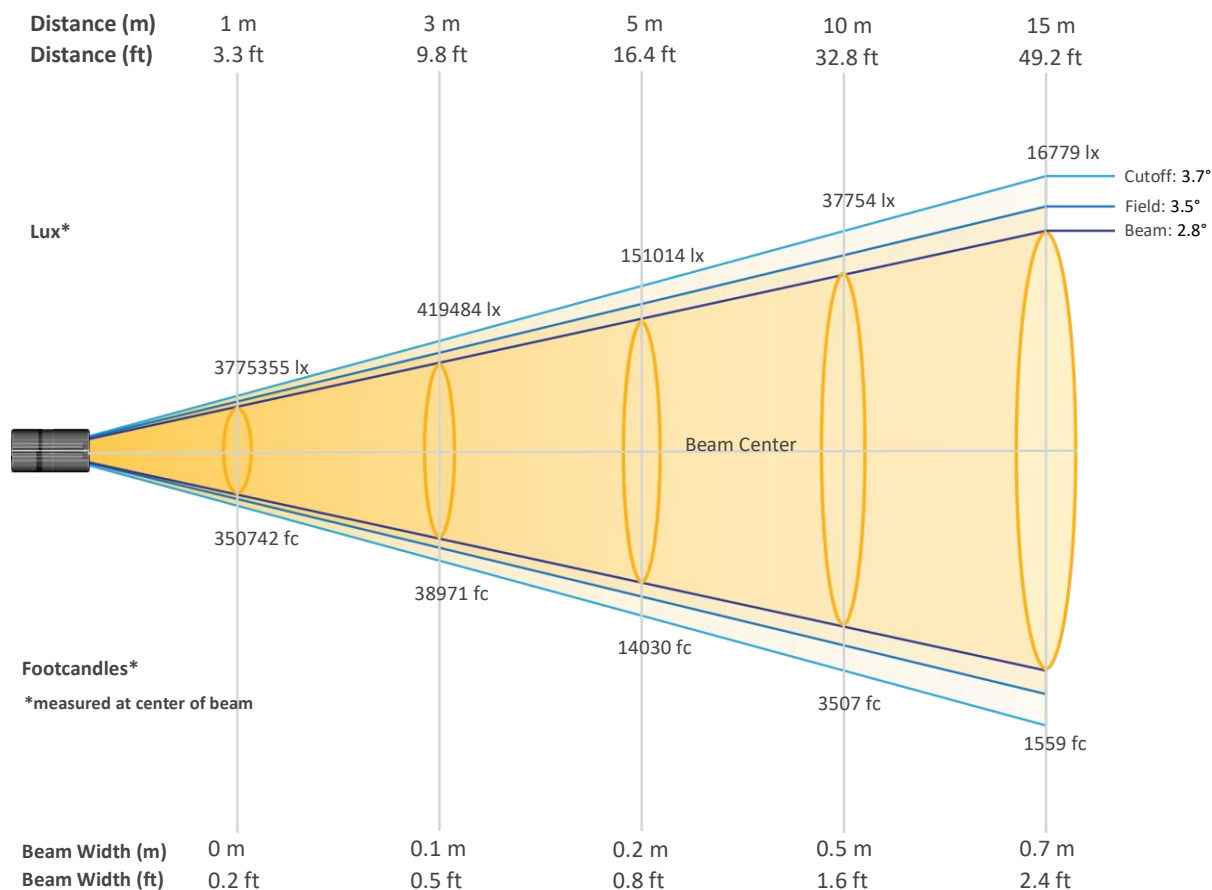
Color Temperature

6588 K

# Photometric & Chromaticity Report

Maverick Storm 1 Flex: Full Spot - Full Power - Auto

## Beam Details



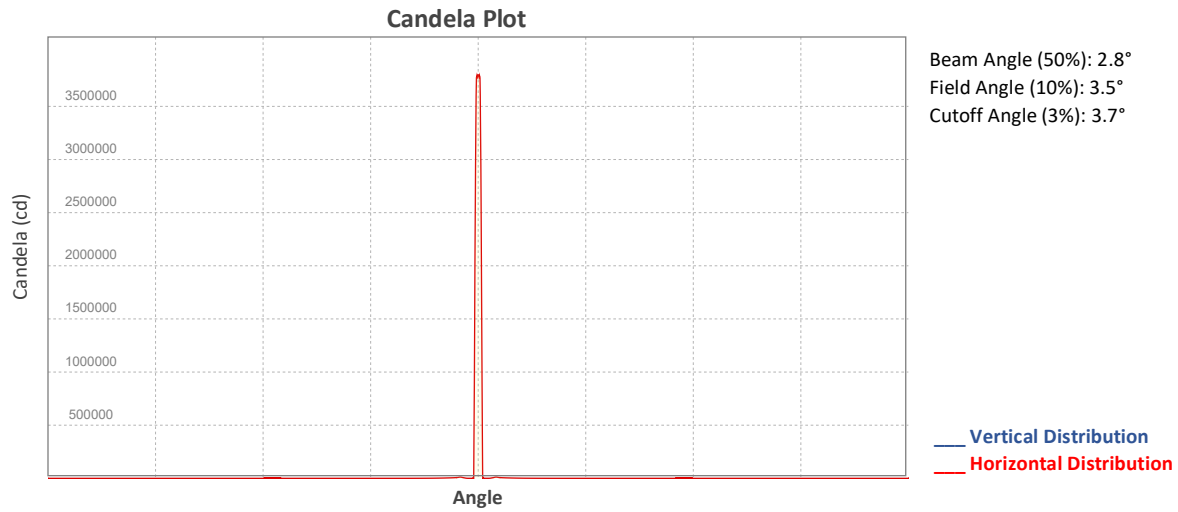
### Beam Intensities from 1-20m (3.3-65.6ft)

Distance	1m	2m	3m	4m	5m	6m	7m	8m	9m	10m
Lux	3775355	943839	419484	235960	151014	104871	77048	58990	46609	37754
Distance	11m	12m	13m	14m	15m	16m	17m	18m	19m	20m
Lux	31201	26218	22339	19262	16779	14747	13064	11652	10458	9438
Distance	3.3ft	6.6ft	9.8ft	13.1ft	16.4ft	19.7ft	23ft	26.2ft	29.5ft	32.8ft
FC	350742	87685	38971	21921	14030	9743	7158	5480	4330	3507
Distance	36.1ft	39.4ft	42.7ft	45.9ft	49.2ft	52.5ft	55.8ft	59.1ft	62.3ft	65.6ft
FC	2899	2436	2075	1789	1559	1370	1214	1083	972	877



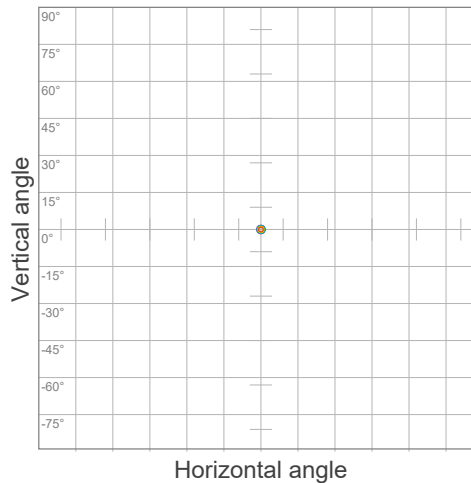
# Photometric & Chromaticity Report

Maverick Storm 1 Flex: Full Spot - Full Power - Auto



## ISO Diagrams

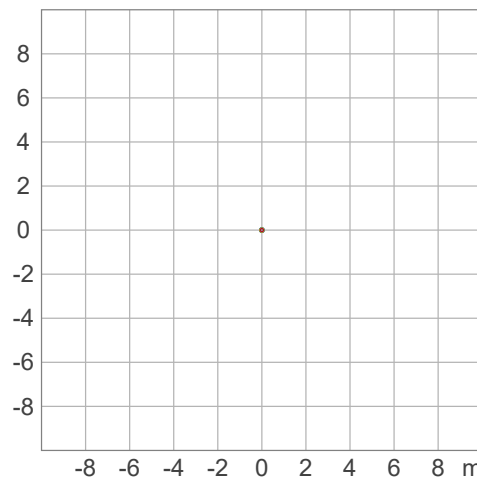
### ISO Candela Diagram



90 %	3397820.0 cd
80 %	3020284.0 cd
70 %	2642749.0 cd
60 %	2265213.0 cd
50 %	1887678.0 cd
40 %	1510142.0 cd
30 %	1132607.0 cd
20 %	755071.0 cd
10 %	377535.5 cd

Peak intensity: 377535.0 cd  
Number of c-planes: 2

### ISO Lux Diagram



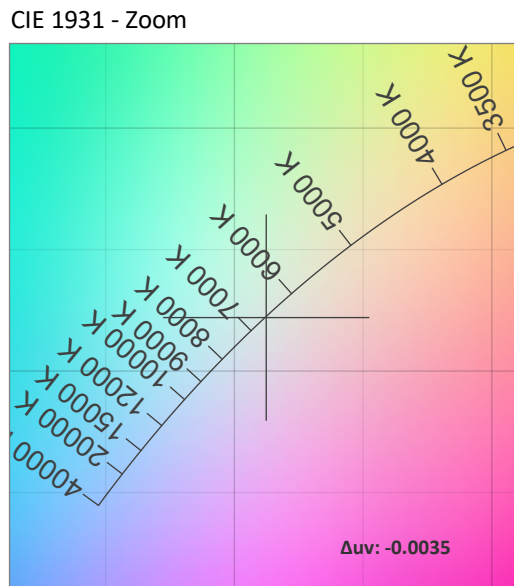
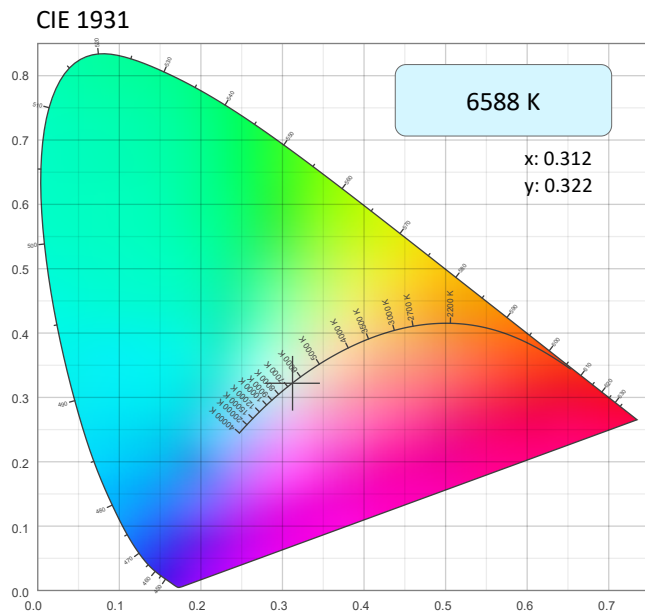
50.0 %	209741.9 lx
30.0 %	125845.2 lx
10.0 %	41948.4 lx
5.0 %	20974.2 lx
3.0 %	12584.5 lx

Peak illuminance: 419483.9 lx  
Mounting height: 3.0 m  
Number of c-planes: 2

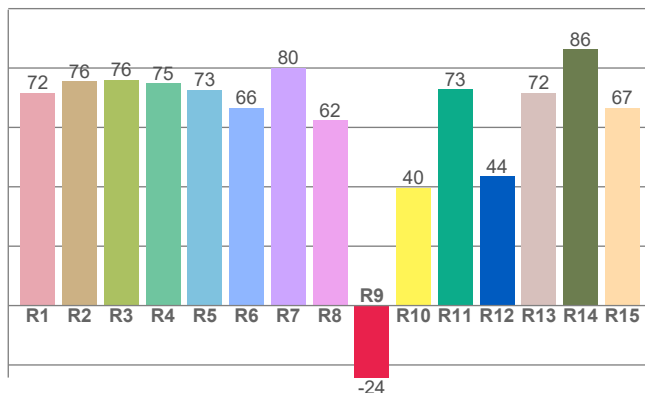
# Photometric & Chromaticity Report

Maverick Storm 1 Flex: Full Spot - Full Power - Auto

## Chromaticity



CRI: 72.4 (R1-R8)

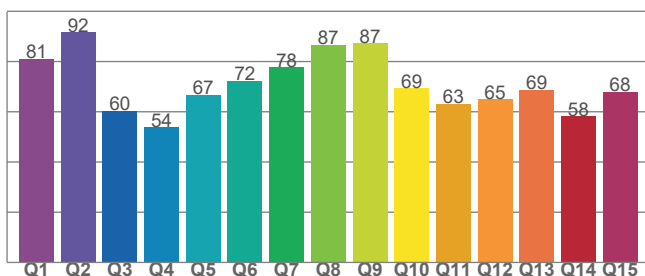


Color Parameters

Color Temperature	Color Coordinate CIE 1931	Color Coordinate CIE 1931
CCT	x	y
6588 K	0.312	0.322

Color Deviation from Black Body Curve	Color Coordinate CIE 1964	Color Coordinate CIE 1964
Δuv	y	u
-0.0035	0.322	0.200

CQS: 69.3



Color Rendering Index	Red Component	Color Quality Scale
CRI	CRI - R9	CQS
72.4	-24.2	69.3

Television Lighting Consistency Index	Color Fidelity	Color Gamut
TLCI	TM30 - Rf	TM30 Rg
49	72.0	94.3

# Photometric & Chromaticity Report

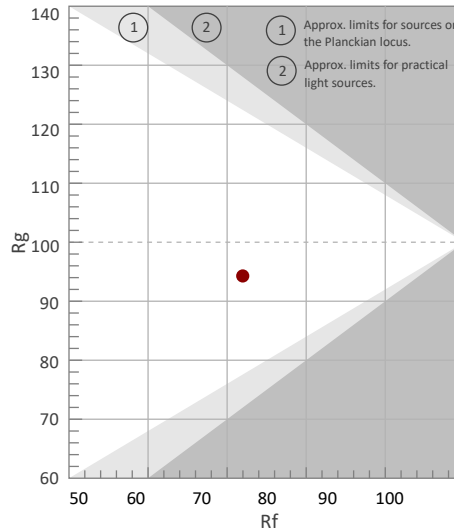
Maverick Storm 1 Flex: Full Spot - Full Power - Auto

## TM-30 Details

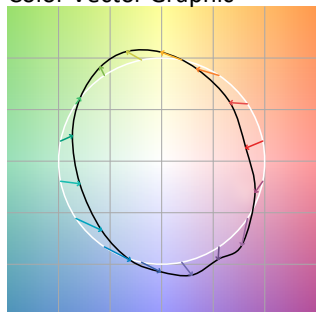
**Rf 72.0**  
Fidelity Index (Rg)

**Rg 94.3**  
Gammut Index (Rg)

Hue Bin	Graphic shifts (%)		
	R <sub>f</sub>	Chroma	Hue
1	68	-17%	-3%
2	70	-13%	10%
3	65	-7%	21%
4	66	4%	21%
5	74	11%	12%
6	85	9%	-1%
7	89	0%	-7%
8	79	-10%	-7%
9	79	-18%	6%
10	61	-14%	23%
11	50	-3%	28%
12	70	5%	20%
13	79	14%	7%
14	79	10%	-7%
15	71	10%	-25%
16	78	-5%	-12%



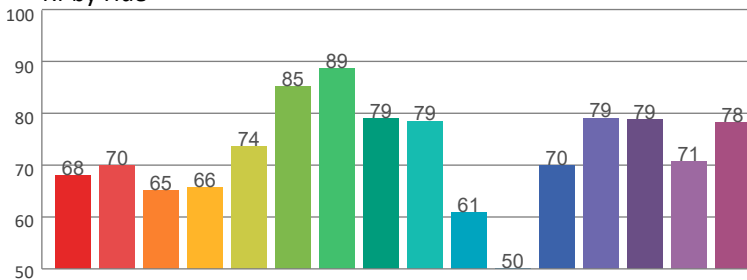
Color Vector Graphic



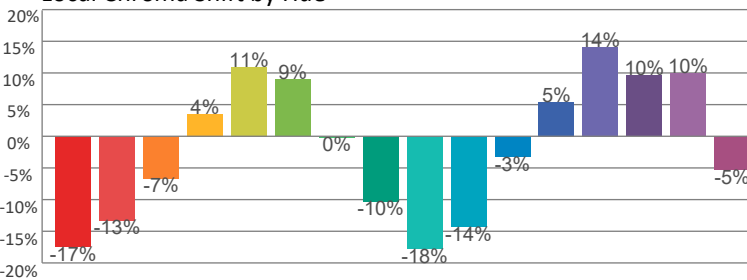
Color Distortion Graphic



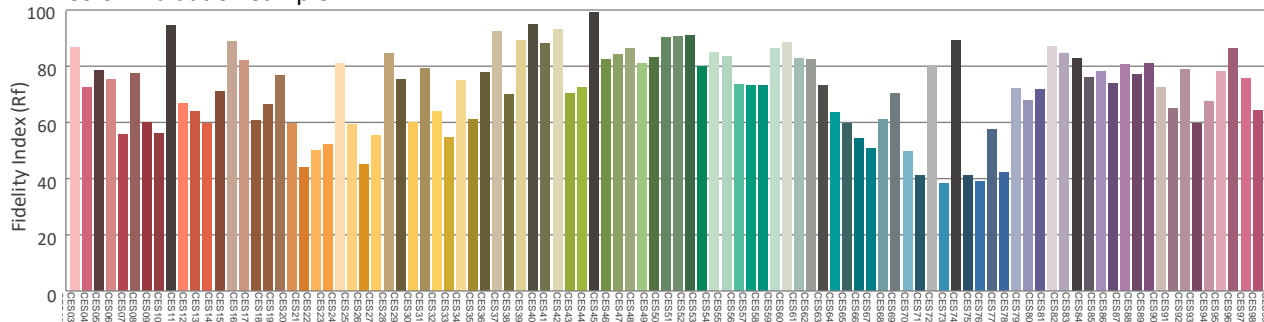
R<sub>f</sub> by Hue



Local Chroma Shift by Hue



Color Evaluation Sample



# Photometric & Chromaticity Report

Maverick Storm 1 Flex: Full Spot - Full Power - ECO

## Report Summary

### Measurements

Fixture Output: 8443 lm  
Fixture Peak: 3861027 cd  
Fixture Efficacy: n/a lm/W  
Intensity @ 5m: 154441 lux  
Color Temperature: 6562 K  
CRI: 72.2    CRI R9 Value: -24.7  
CQS: 69.2  
TLCI: 49  
TM-30 Rf: 71.8  
TM-30 Rg: 94.3  
Beam Angle (50%): 2.6°  
Field Angle (10%): 3.2°  
Cutoff Angle (3%): 3.4°

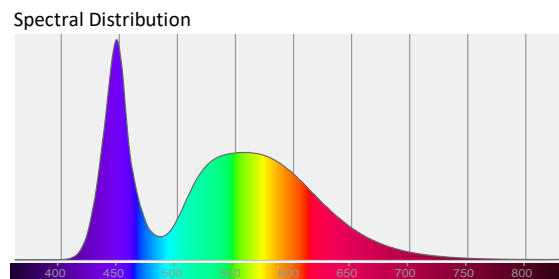
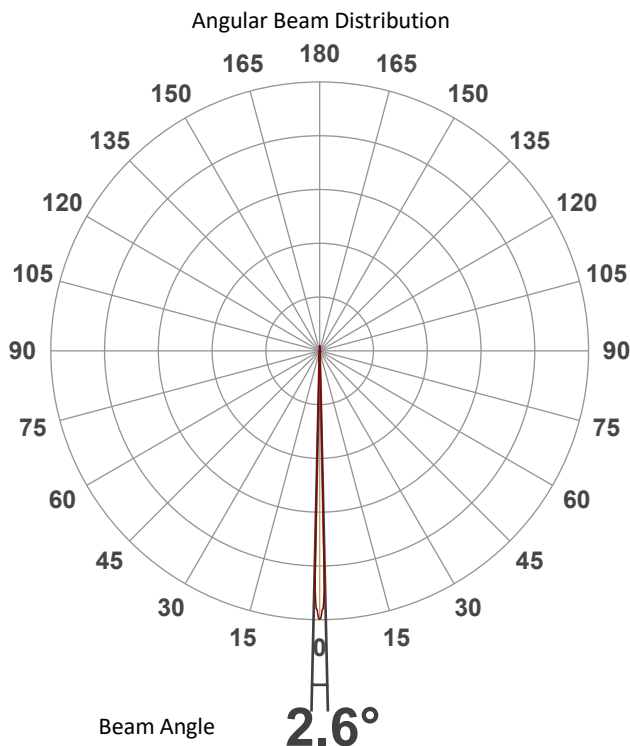


### Conditions

AC Supply: 113 V, 60 Hz  
Power: 0.0 W  
Current: 0.000 A  
Power Factor: n/a

This data sheet conforms to American National Standard E1.9 – 2007 (R2017). All data was measured and calculated by a Viso Systems LabSpion Goniometer at the Chauvet PD Optics Laboratory in Davie, FL on 1/27/2025 to LM-63-2002 Standards.


## Overall Measurement



Tested Color (CIE 1931):

X: 0.313

Y: 0.322



Light Quality

CRI: 72.2

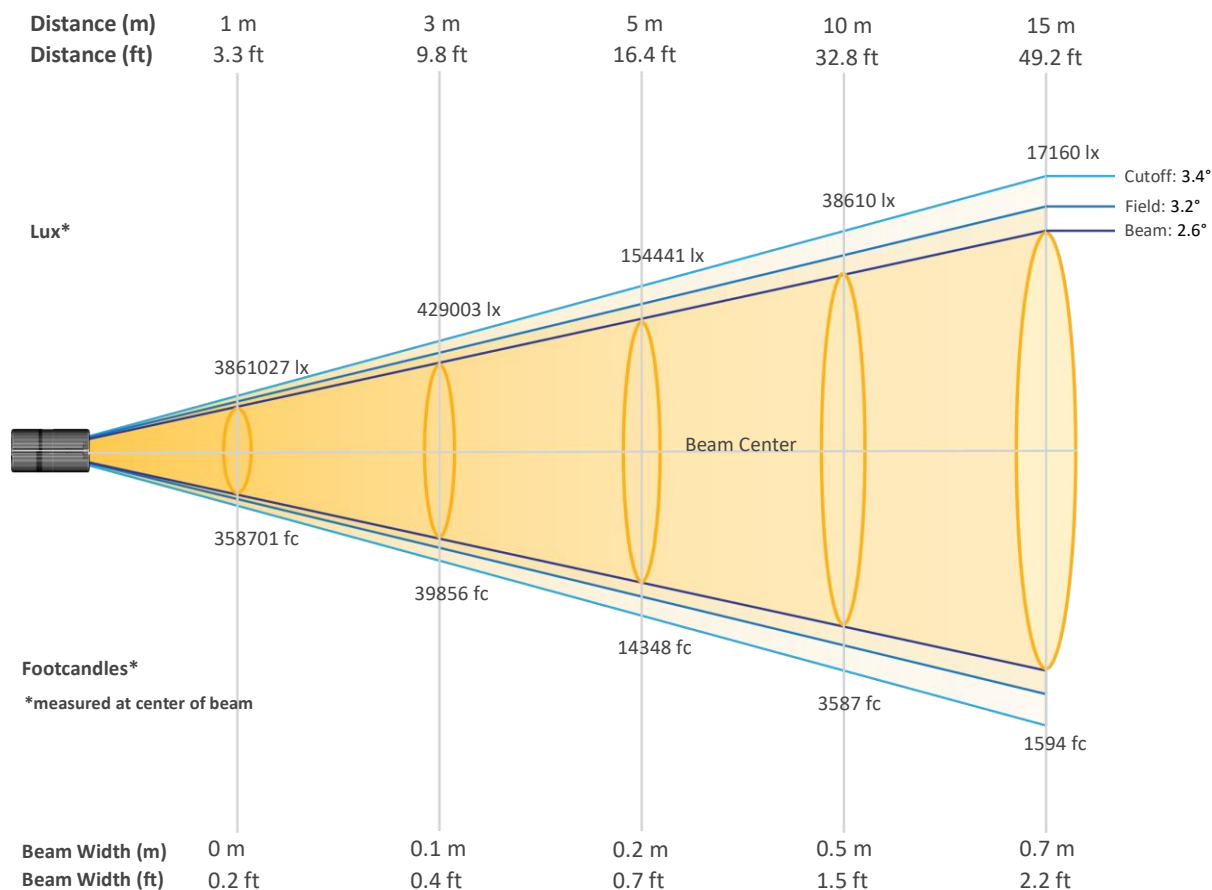
Color Temperature

6562 K

# Photometric & Chromaticity Report

Maverick Storm 1 Flex: Full Spot - Full Power - ECO

## Beam Details

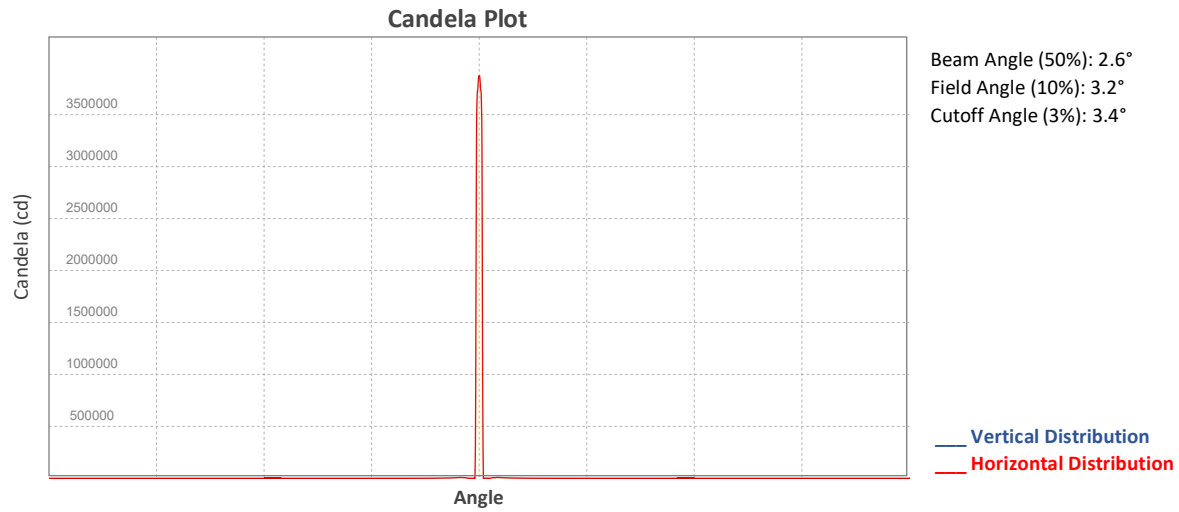


### Beam Intensities from 1-20m (3.3-65.6ft)

Distance	1m	2m	3m	4m	5m	6m	7m	8m	9m	10m
Lux	3861027	965257	429003	241314	154441	107251	78796	60329	47667	38610
Distance	11m	12m	13m	14m	15m	16m	17m	18m	19m	20m
Lux	31909	26813	22846	19699	17160	15082	13360	11917	10695	9653
Distance	3.3ft	6.6ft	9.8ft	13.1ft	16.4ft	19.7ft	23ft	26.2ft	29.5ft	32.8ft
FC	358701	89675	39856	22419	14348	9964	7320	5605	4428	3587
Distance	36.1ft	39.4ft	42.7ft	45.9ft	49.2ft	52.5ft	55.8ft	59.1ft	62.3ft	65.6ft
FC	2964	2491	2122	1830	1594	1401	1241	1107	994	897

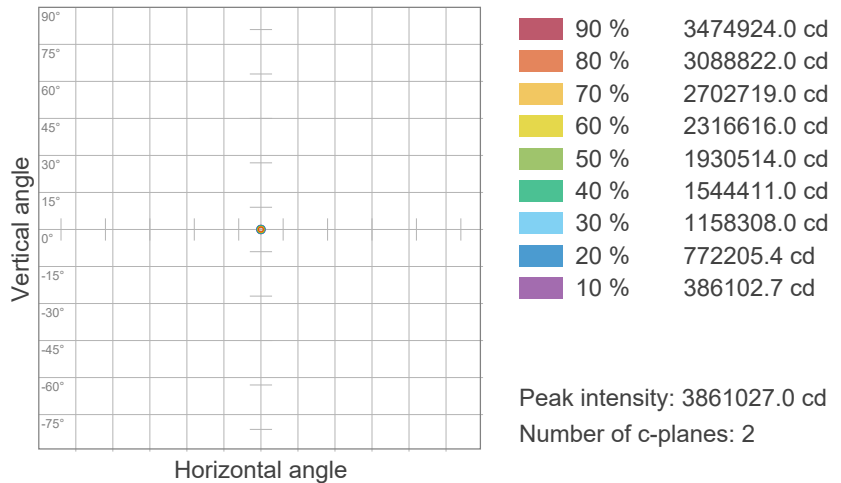
# Photometric & Chromaticity Report

Maverick Storm 1 Flex: Full Spot - Full Power - ECO

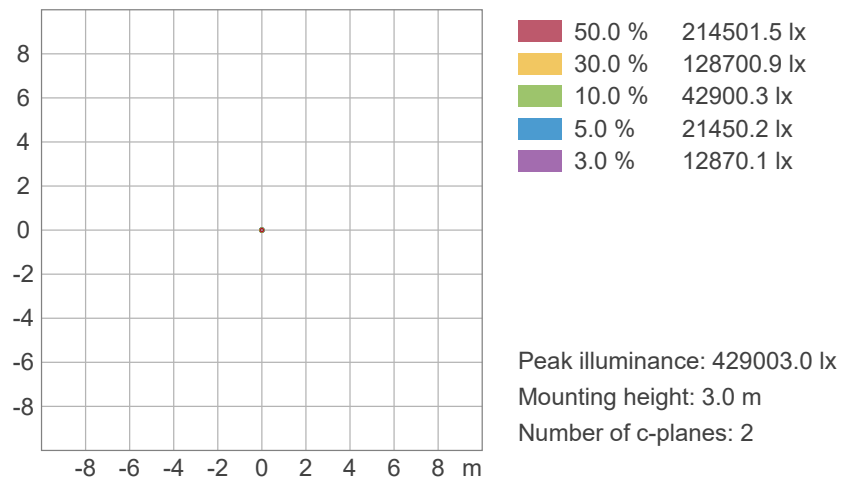


## ISO Diagrams

### ISO Candela Diagram



### ISO Lux Diagram

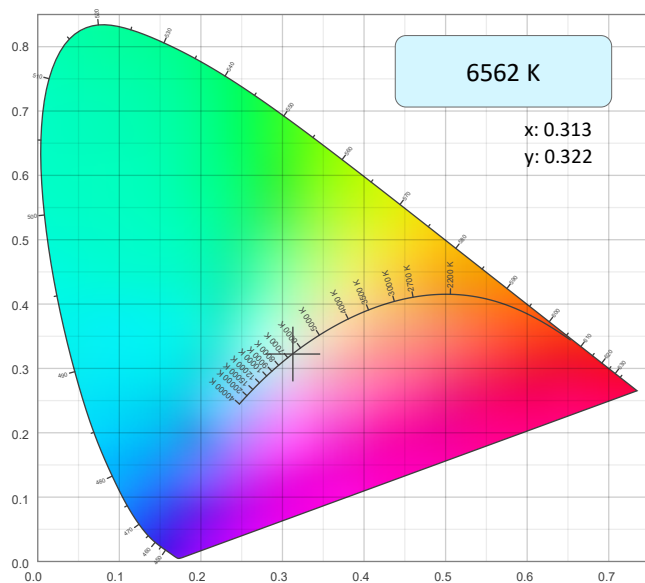


# Photometric & Chromaticity Report

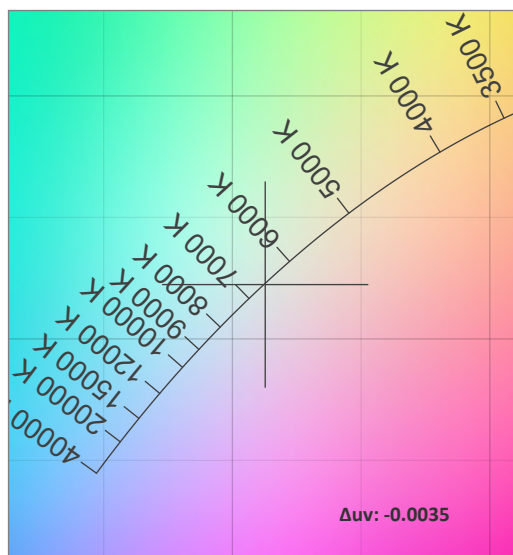
Maverick Storm 1 Flex: Full Spot - Full Power - ECO

## Chromaticity

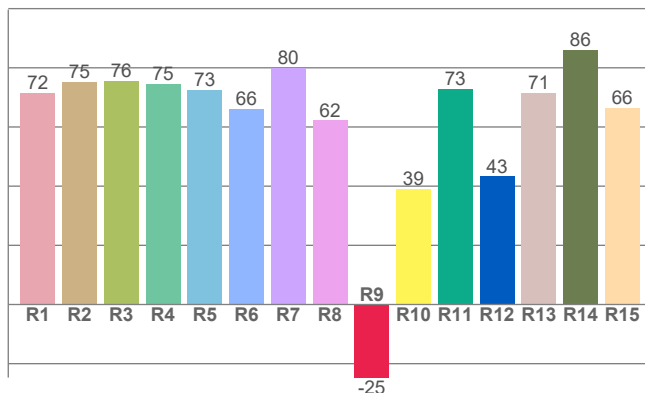
CIE 1931



CIE 1931 - Zoom



CRI: 72.2 (R1-R8)

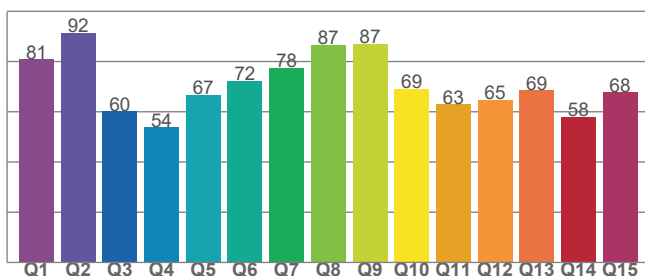


Color Parameters

Color Temperature	Color Coordinate CIE 1931	Color Coordinate CIE 1931
CCT	x	y
6562 K	0.313	0.322

Color Deviation from Black Body Curve	Color Coordinate CIE 1964	Color Coordinate CIE 1964
$\Delta uv$	y	u
-0.0035	0.322	0.200

CQS: 69.2



Color Rendering Index	Red Component	Color Quality Scale
CRI	CRI - R9	CQS
72.2	-24.7	69.2

Television Lighting Consistency Index	Color Fidelity	Color Gamut
TLCI	TM30 - Rf	TM30 Rg
49	71.8	94.3

# Photometric & Chromaticity Report

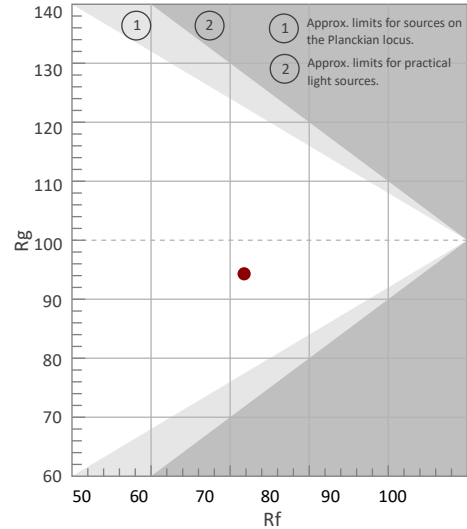
Maverick Storm 1 Flex: Full Spot - Full Power - ECO

## TM-30 Details

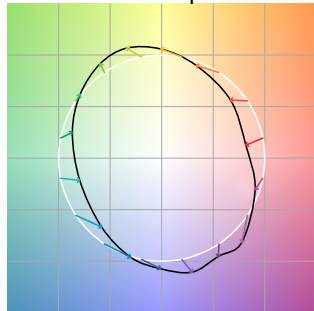
**Rf 71.8**  
Fidelity Index  
(Rg)

**Rg 94.3**  
Gammut Index (Rg)

Hue Bin	Graphic shifts (%)		
	R <sub>f</sub>	Chroma	Hue
1	68	-17%	-4%
2	74	-13%	10%
3	61	-7%	22%
4	65	4%	21%
5	73	11%	13%
6	85	9%	-1%
7	89	0%	-7%
8	79	-10%	-8%
9	79	-18%	6%
10	61	-14%	23%
11	49	-3%	28%
12	70	5%	20%
13	79	14%	7%
14	79	10%	-7%
15	71	10%	-25%
16	78	-5%	-12%



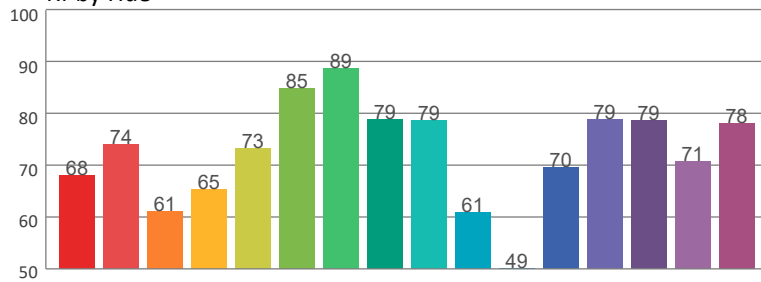
Color Vector Graphic



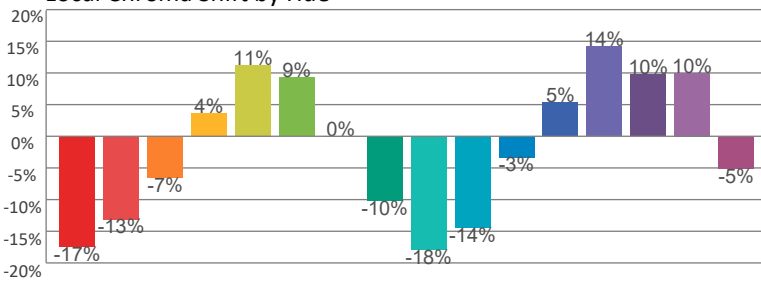
Color Distortion Graphic



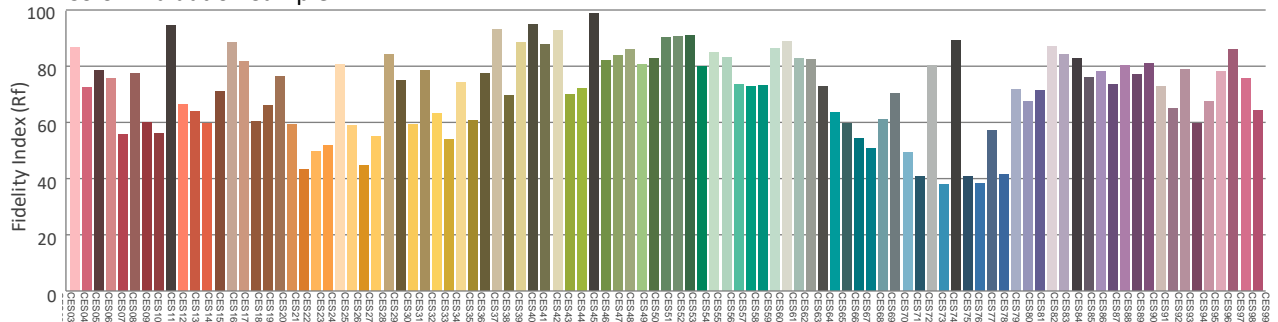
R<sub>f</sub> by Hue



Local Chroma Shift by Hue



Color Evaluation Sample





# Photometric & Chromaticity Report

Maverick Storm 1 Flex: Full Spot - Full Power - TV25

## Report Summary

### Measurements

Fixture Output: 6177 lm  
Fixture Peak: 2117876 cd  
Fixture Efficacy: n/a lm/W  
Intensity @ 5m: 84715 lux  
Color Temperature: 6478 K  
CRI: 71.3    CRI R9 Value: -28.6  
CQS: 68.8  
TLCI: 48  
TM-30 Rf: 71.0  
TM-30 Rg: 94.8  
Beam Angle (50%): 2.7°  
Field Angle (10%): 4.1°  
Cutoff Angle (3%): 5.2°

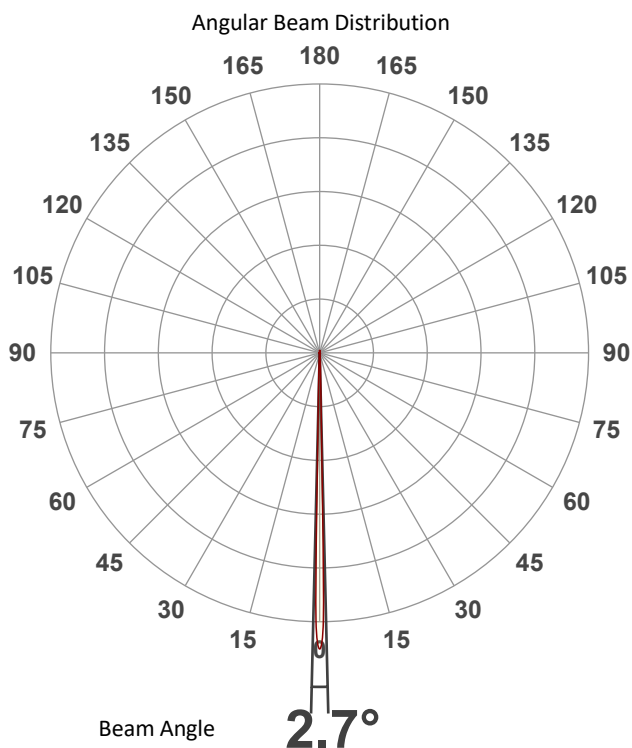


### Conditions

AC Supply: 116 V, 60 Hz  
Power: 0.0 W  
Current: 0.000 A  
Power Factor: n/a

This data sheet conforms to American National Standard E1.9 – 2007 (R2017). All data was measured and calculated by a Viso Systems LabSpion Goniometer at the Chauvet PD Optics Laboratory in Davie, FL on 1/27/2025 to LM-63-2002 Standards.


## Overall Measurement



Tested Color (CIE 1931):

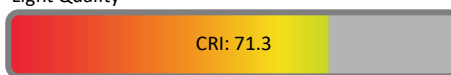
X: 0.314

Y: 0.324



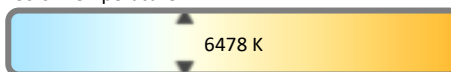
Light Quality

CRI: 71.3



Color Temperature

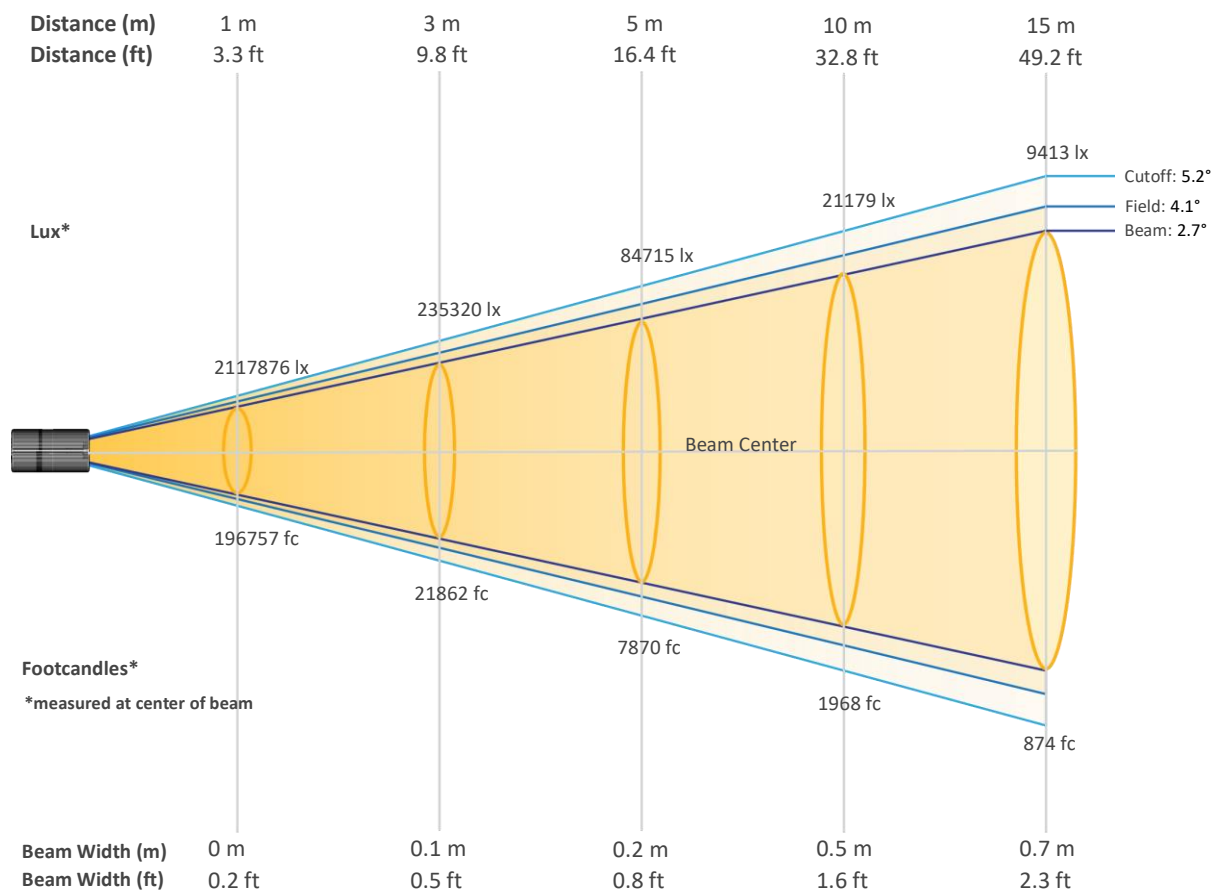
6478 K



# Photometric & Chromaticity Report

Maverick Storm 1 Flex: Full Spot - Full Power - TV25

## Beam Details

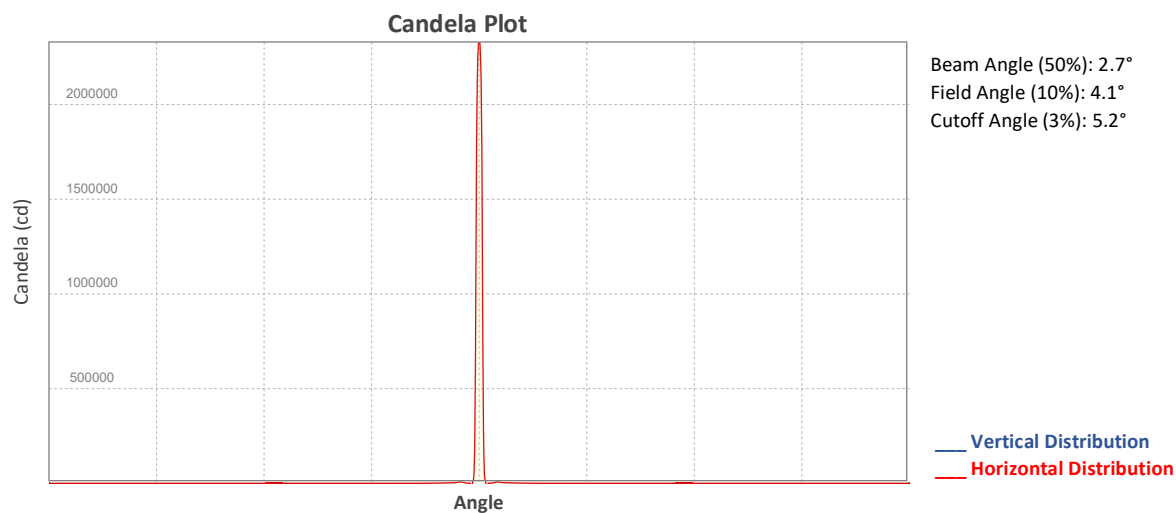


### Beam Intensities from 1-20m (3.3-65.6ft)

Distance	1m	2m	3m	4m	5m	6m	7m	8m	9m	10m
Lux	2117876	529469	235320	132367	84715	58830	43222	33092	26147	21179
Distance	11m	12m	13m	14m	15m	16m	17m	18m	19m	20m
Lux	17503	14707	12532	10805	9413	8273	7328	6537	5867	5295
Distance	3.3ft	6.6ft	9.8ft	13.1ft	16.4ft	19.7ft	23ft	26.2ft	29.5ft	32.8ft
FC	196757	49189	21862	12297	7870	5465	4015	3074	2429	1968
Distance	36.1ft	39.4ft	42.7ft	45.9ft	49.2ft	52.5ft	55.8ft	59.1ft	62.3ft	65.6ft
FC	1626	1366	1164	1004	874	769	681	607	545	492

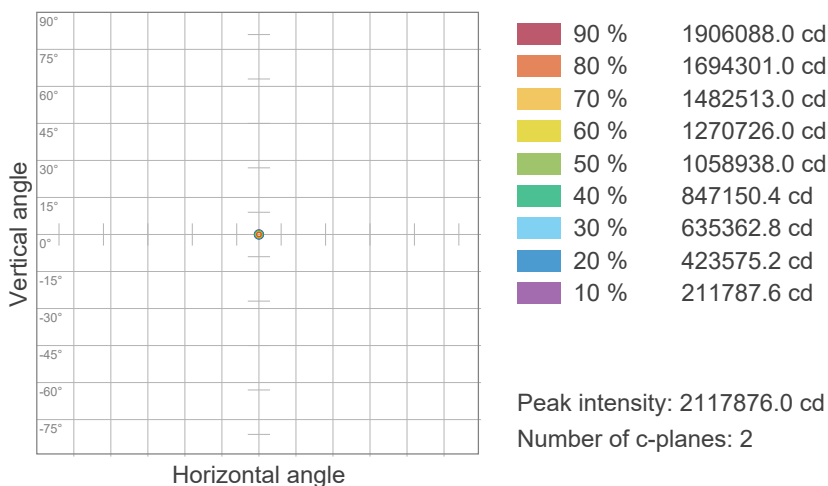
# Photometric & Chromaticity Report

Maverick Storm 1 Flex: Full Spot - Full Power - TV25

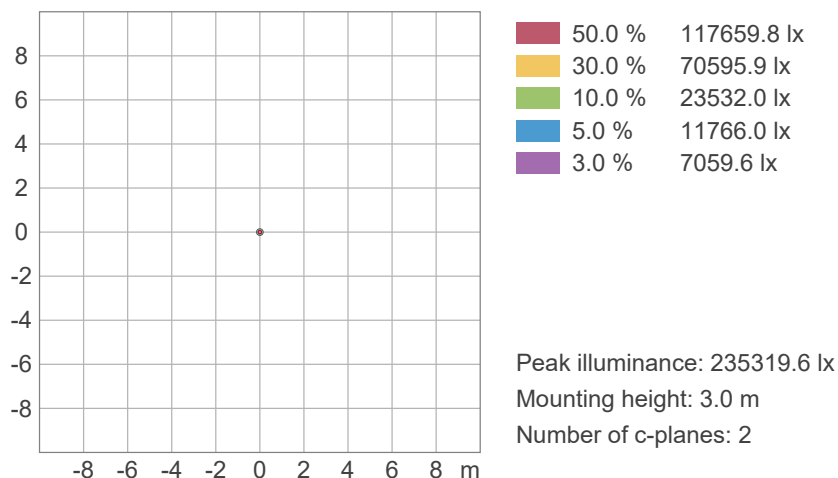


## ISO Diagrams

### ISO Candela Diagram



### ISO Lux Diagram

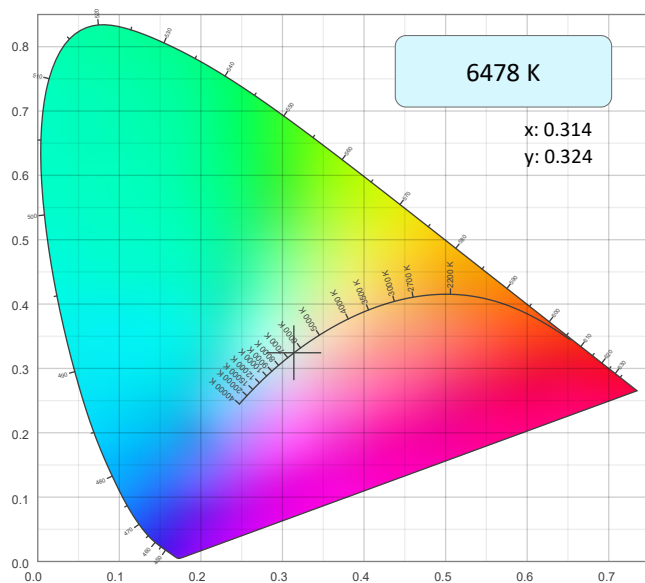


# Photometric & Chromaticity Report

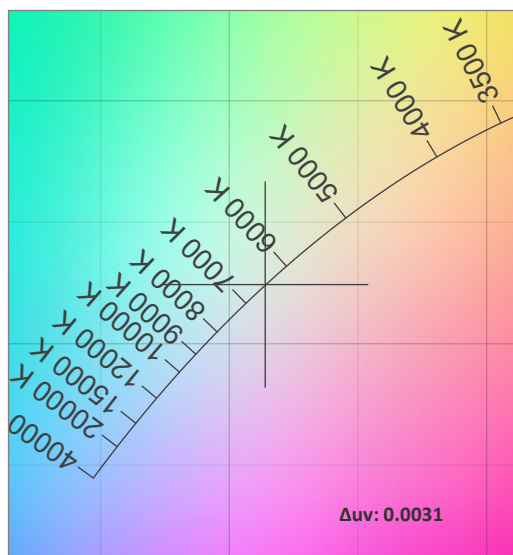
Maverick Storm 1 Flex: Full Spot - Full Power - TV25

## Chromaticity

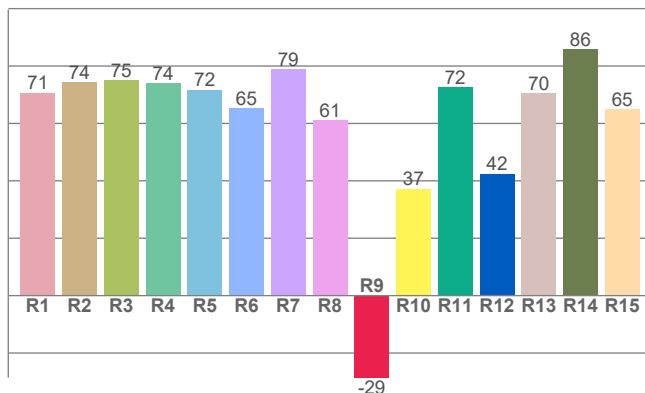
CIE 1931



CIE 1931 - Zoom



CRI: 71.3 (R1-R8)

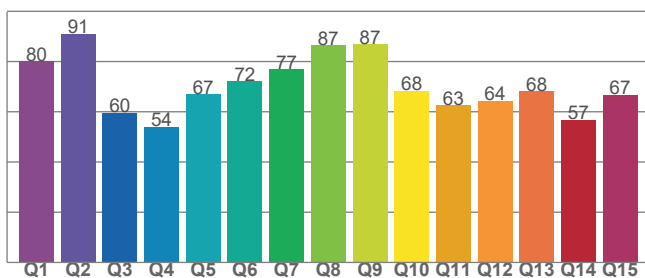


Color Parameters

Color Temperature	Color Coordinate CIE 1931	Color Coordinate CIE 1931
CCT	x	y
6478 K	0.314	0.324

Color Deviation from Black Body Curve	Color Coordinate CIE 1964	Color Coordinate CIE 1964
$\Delta uv$	y	u
0.0031	0.324	0.200

CQS: 68.8



Color Rendering Index	Red Component	Color Quality Scale
CRI	CRI - R9	CQS
71.3	-28.6	68.8

Television Lighting Consistency Index	Color Fidelity	Color Gamut
TLCI	TM30 - Rf	TM30 Rg
48	71.0	94.8

# Photometric & Chromaticity Report

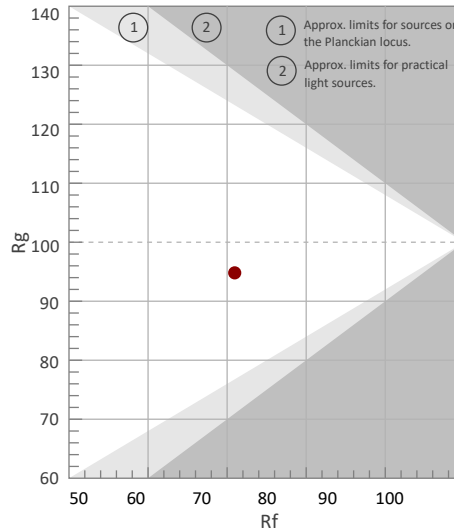
Maverick Storm 1 Flex: Full Spot - Full Power - TV25

## TM-30 Details

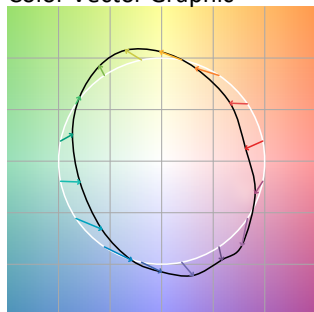
**Rf 71.0**  
Fidelity Index (Rg)

**Rg 94.8**  
Gammut Index (Rg)

Hue Bin	Graphic shifts (%)		
	R <sub>f</sub>	Chroma	Hue
1	67	-18%	-4%
2	74	-14%	10%
3	60	-7%	23%
4	64	4%	22%
5	72	12%	13%
6	84	10%	-1%
7	88	1%	-8%
8	78	-10%	-9%
9	78	-18%	4%
10	56	-15%	22%
11	53	-4%	29%
12	69	5%	21%
13	79	15%	8%
14	76	12%	-5%
15	70	10%	-25%
16	77	-5%	-13%



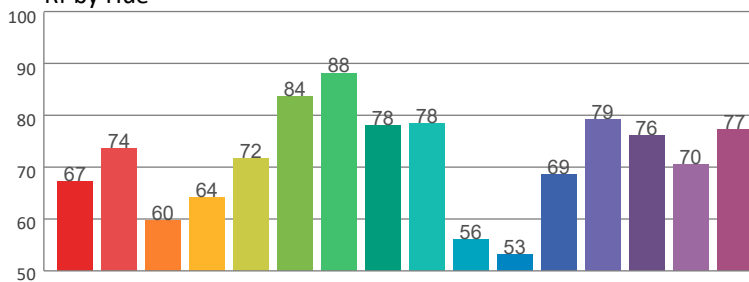
Color Vector Graphic



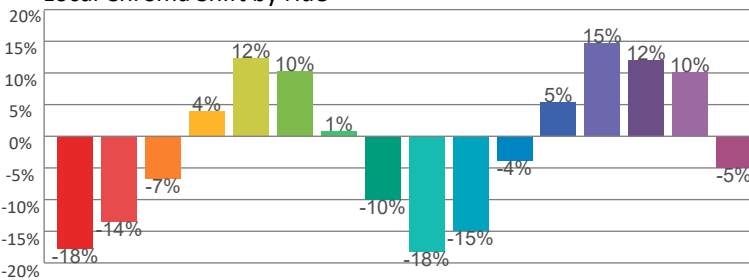
Color Distortion Graphic



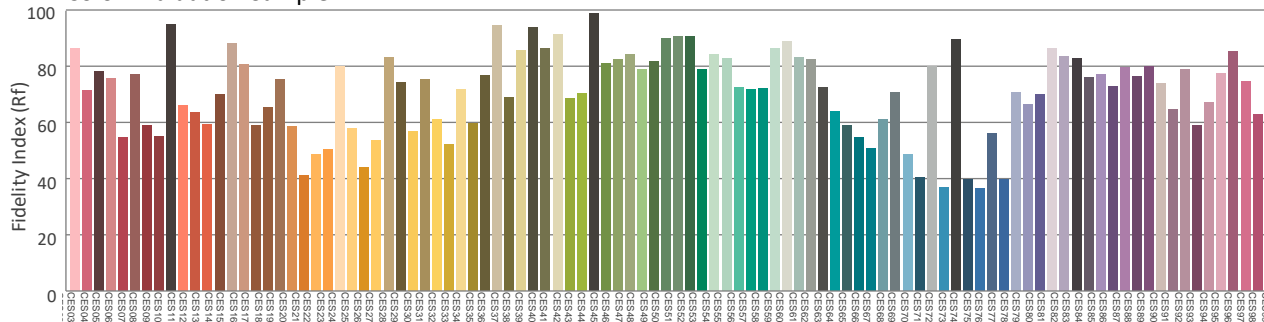
Rf by Hue



Local Chroma Shift by Hue



Color Evaluation Sample



# Photometric & Chromaticity Report

Maverick Storm 1 Flex: 50% Zoom - Full Power

## Report Summary

### Measurements

Fixture Output: 28915 lm  
Fixture Peak: 593722 cd  
Fixture Efficacy: n/a lm/W  
Intensity @ 5m: 23749 lux  
Color Temperature: 6578 K  
CRI: 71.9    CRI R9 Value: -25.7  
CQS: 68.9  
TLCI: 48  
TM-30 Rf: 71.3  
TM-30 Rg: 94.5  
Beam Angle (50%): 13.6°  
Field Angle (10%): 16.3°  
Cutoff Angle (3%): 17.9°

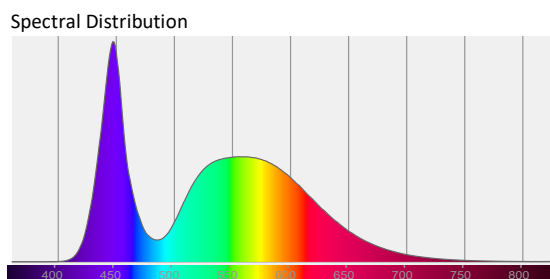
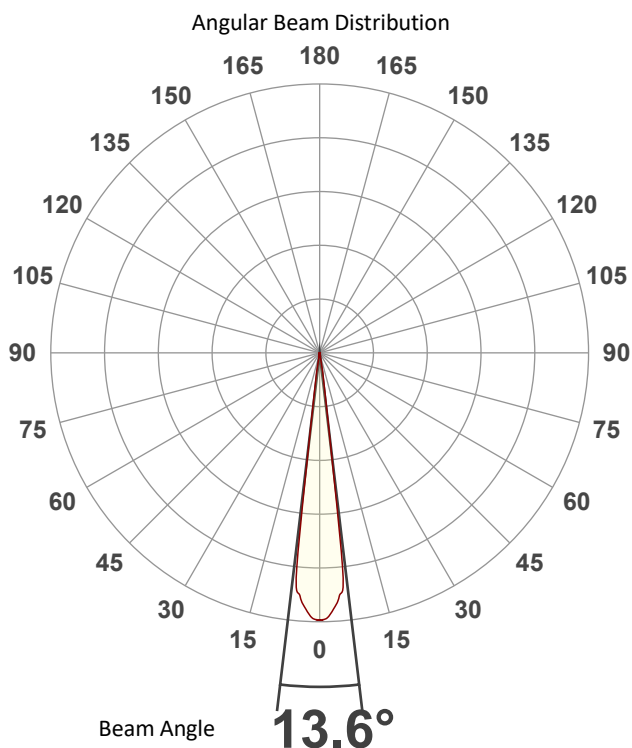


### Conditions

AC Supply: 114 V, 60 Hz  
Power: 0.0 W  
Current: 0.000 A  
Power Factor: n/a

This data sheet conforms to American National Standard E1.9 – 2007 (R2017). All data was measured and calculated by a Viso Systems LabSpion Goniometer at the Chauvet PD Optics Laboratory in Davie, FL on 1/27/2025 to LM-63-2002 Standards.


## Overall Measurement



Tested Color (CIE 1931):

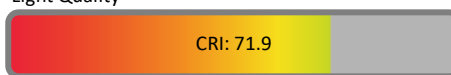
X: 0.313

Y: 0.322



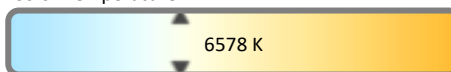
Light Quality

CRI: 71.9



Color Temperature

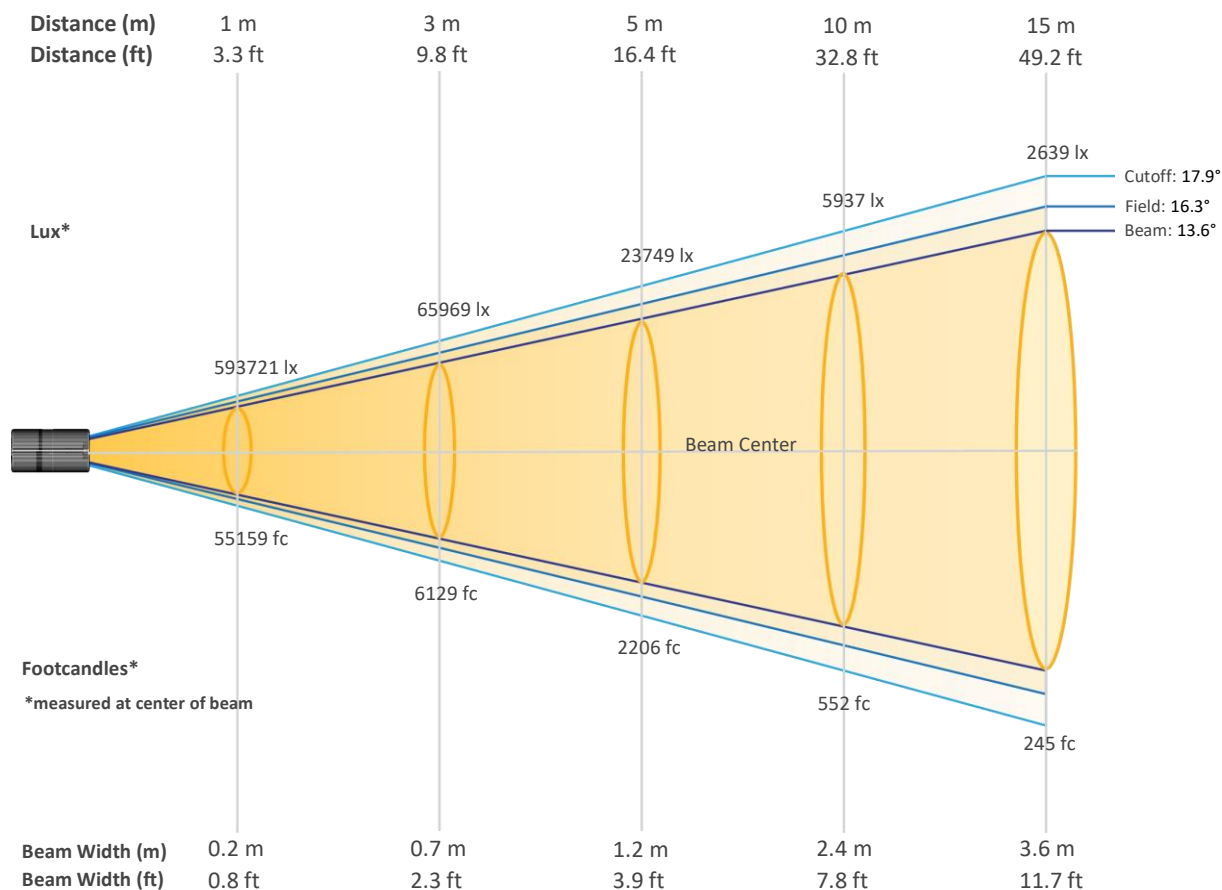
6578 K



# Photometric & Chromaticity Report

Maverick Storm 1 Flex: 50% Zoom - Full Power

## Beam Details

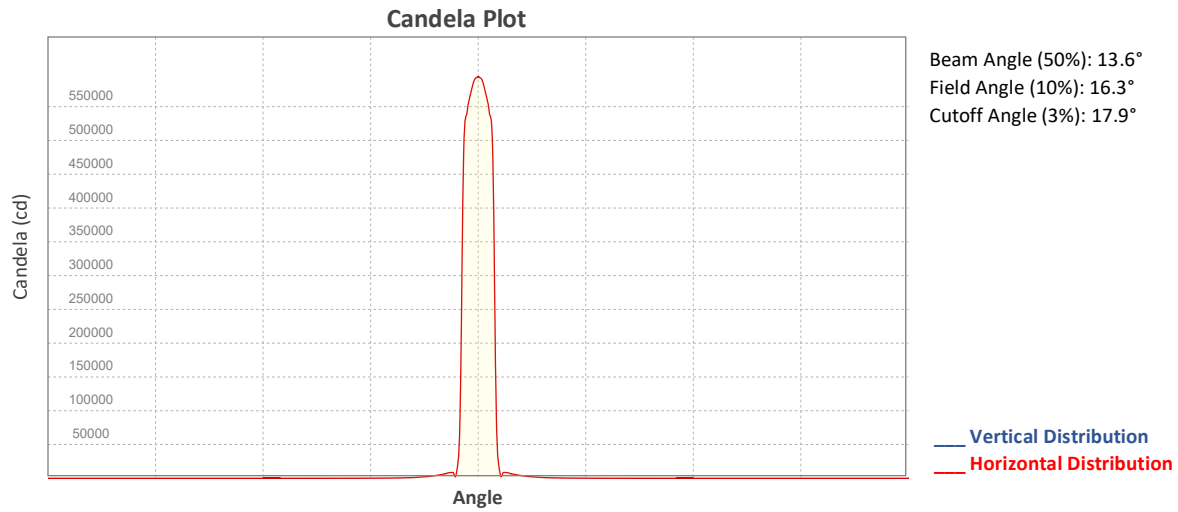


### Beam Intensities from 1-20m (3.3-65.6ft)

Distance	1m	2m	3m	4m	5m	6m	7m	8m	9m	10m
Lux	593721	148430	65969	37108	23749	16492	12117	9277	7330	5937
Distance	11m	12m	13m	14m	15m	16m	17m	18m	19m	20m
Lux	4907	4123	3513	3029	2639	2319	2054	1832	1645	1484
Distance	3.3ft	6.6ft	9.8ft	13.1ft	16.4ft	19.7ft	23ft	26.2ft	29.5ft	32.8ft
FC	55159	13790	6129	3447	2206	1532	1126	862	681	552
Distance	36.1ft	39.4ft	42.7ft	45.9ft	49.2ft	52.5ft	55.8ft	59.1ft	62.3ft	65.6ft
FC	456	383	326	281	245	215	191	170	153	138

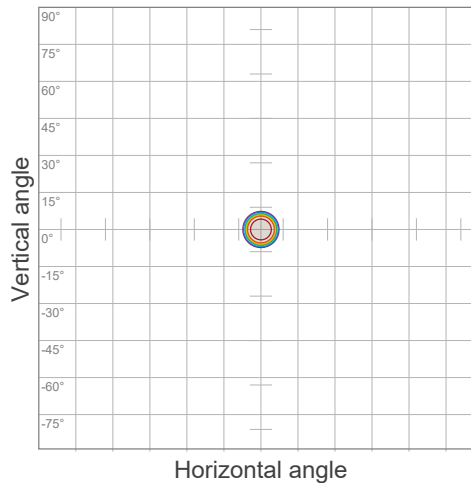
# Photometric & Chromaticity Report

Maverick Storm 1 Flex: 50% Zoom - Full Power



## ISO Diagrams

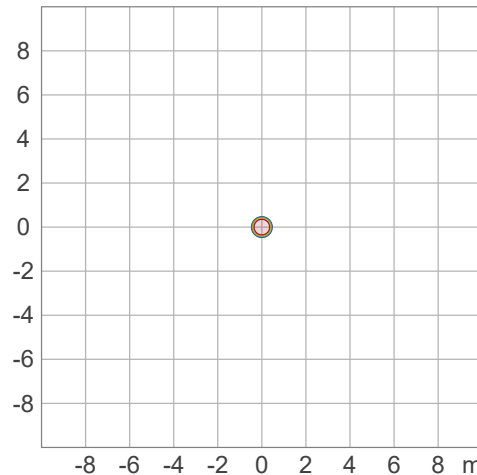
### ISO Candela Diagram



90 %	534349.3 cd
80 %	474977.2 cd
70 %	415605.0 cd
60 %	356232.9 cd
50 %	296860.8 cd
40 %	237488.6 cd
30 %	178116.5 cd
20 %	118744.3 cd
10 %	59372.2 cd

Peak intensity: 593721.5 cd  
 Number of c-planes: 2

### ISO Lux Diagram



50.0 %	32984.5 lx
30.0 %	19790.7 lx
10.0 %	6596.9 lx
5.0 %	3298.5 lx
3.0 %	1979.1 lx

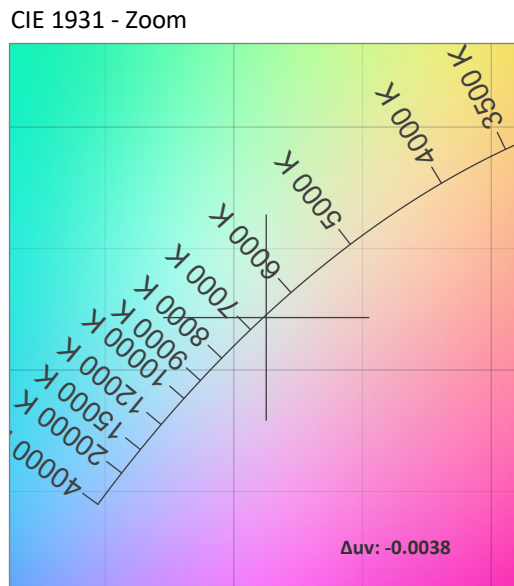
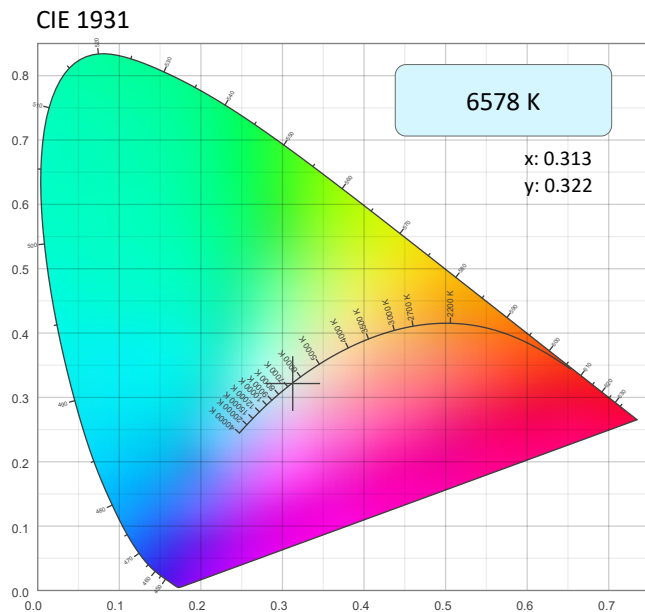
Peak illuminance: 65969.1 lx  
 Mounting height: 3.0 m  
 Number of c-planes: 2



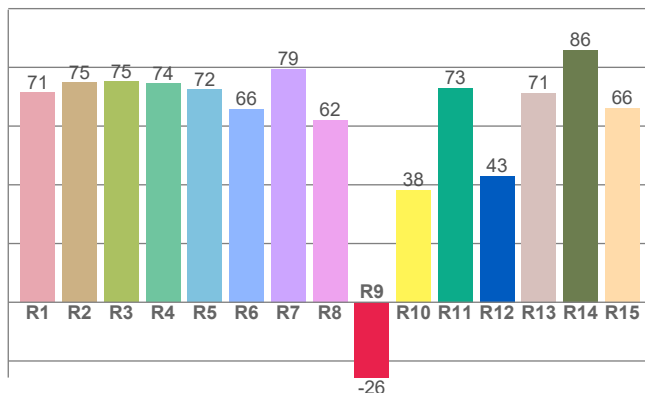
# Photometric & Chromaticity Report

Maverick Storm 1 Flex: 50% Zoom - Full Power

## Chromaticity



CRI: 71.9 (R1-R8)

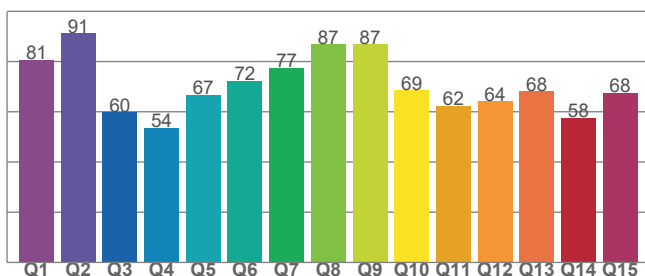


Color Parameters

Color Temperature	Color Coordinate CIE 1931	Color Coordinate CIE 1931
CCT	x	y
6578 K	0.313	0.322

Color Deviation from Black Body Curve	Color Coordinate CIE 1964	Color Coordinate CIE 1964
Δuv	y	u
-0.0038	0.322	0.201

CQS: 68.9



Color Rendering Index	Red Component	Color Quality Scale
CRI	CRI - R9	CQS
71.9	-25.7	68.9

Television Lighting Consistency Index	Color Fidelity	Color Gamut
TLCI	TM30 - Rf	TM30 Rg
48	71.3	94.5

# Photometric & Chromaticity Report

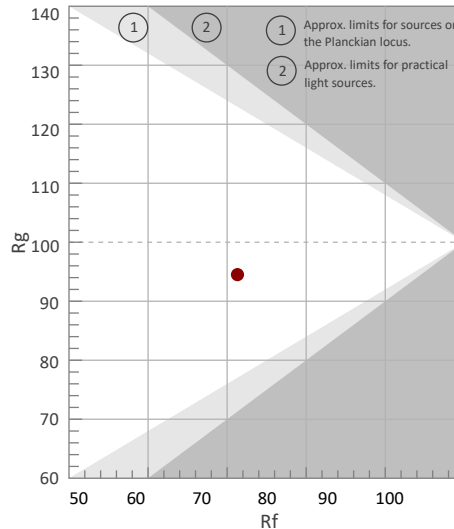
Maverick Storm 1 Flex: 50% Zoom - Full Power

## TM-30 Details

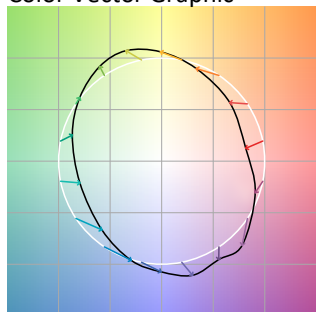
**Rf 71.3**  
Fidelity Index  
(Rg)

**Rg 94.5**  
Gammut Index (Rg)

Hue Bin	Graphic shifts (%)		
	R <sub>f</sub>	Chroma	Hue
1	68	-18%	-4%
2	70	-14%	11%
3	64	-7%	22%
4	64	4%	22%
5	72	12%	13%
6	84	10%	-1%
7	89	0%	-7%
8	79	-10%	-8%
9	78	-18%	5%
10	61	-15%	23%
11	48	-4%	29%
12	69	5%	20%
13	78	14%	8%
14	78	10%	-7%
15	71	10%	-24%
16	78	-5%	-12%



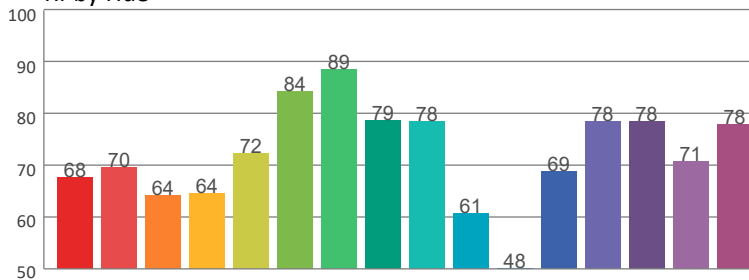
Color Vector Graphic



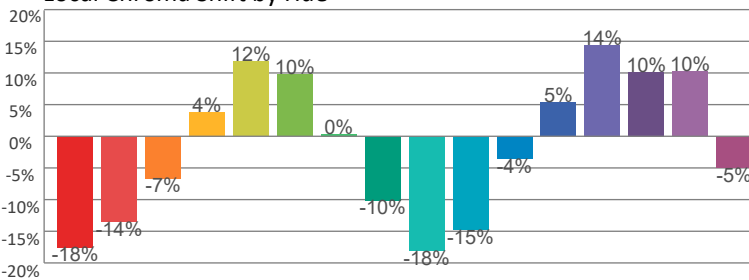
Color Distortion Graphic



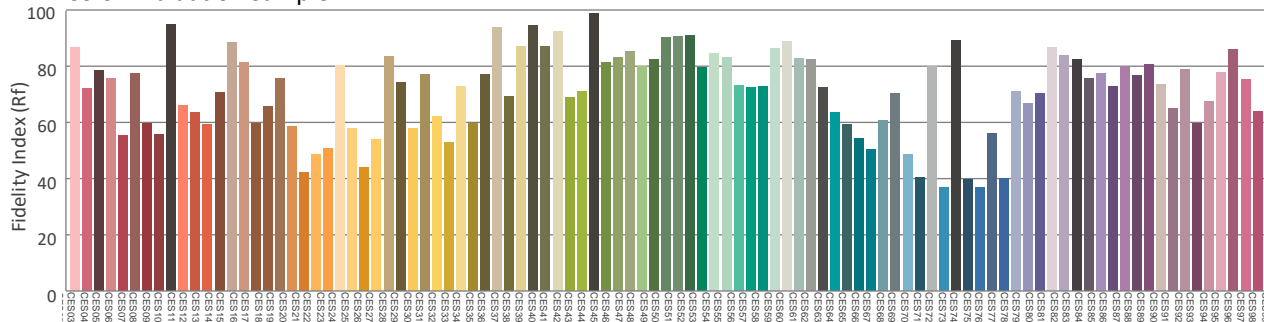
R<sub>f</sub> by Hue



Local Chroma Shift by Hue



Color Evaluation Sample



# Photometric & Chromaticity Report

Maverick Storm 1 Flex: 50% Zoom - Full Power - Cyan

## Report Summary

### Measurements

Fixture Output: 6638 lm  
Fixture Peak: 136377 cd  
Fixture Efficacy: n/a lm/W  
Intensity @ 5m: 5455 lux  
Color Temperature: 0 K  
CRI: 0.0    CRI R9 Value: 0.0  
CQS: 0.0  
TLCI: n/a  
TM-30 Rf: 0.0  
TM-30 Rg: 0.0  
Beam Angle (50%): 13.5°  
Field Angle (10%): 16.5°  
Cutoff Angle (3%): 17.9°

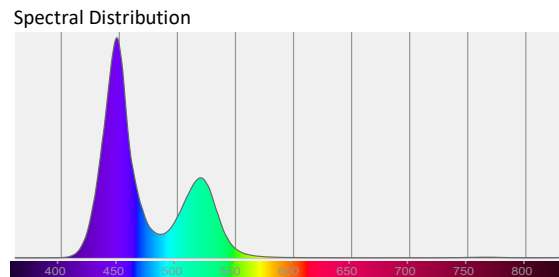
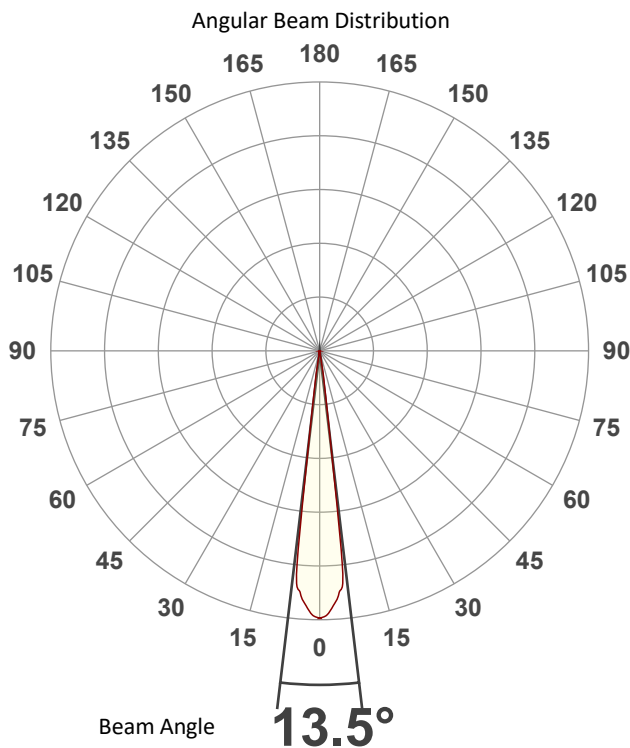


### Conditions

AC Supply: 114 V, 60 Hz  
Power: 0.0 W  
Current: 0.000 A  
Power Factor: n/a

This data sheet conforms to American National Standard E1.9 – 2007 (R2017). All data was measured and calculated by a Viso Systems LabSpion Goniometer at the Chauvet PD Optics Laboratory in Davie, FL on 1/27/2025 to LM-63-2002 Standards.

## Overall Measurement



Tested Color (CIE 1931):

X: 0.149

Y: 0.150

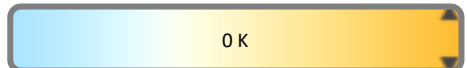


Light Quality

CRI: 0.0

Color Temperature

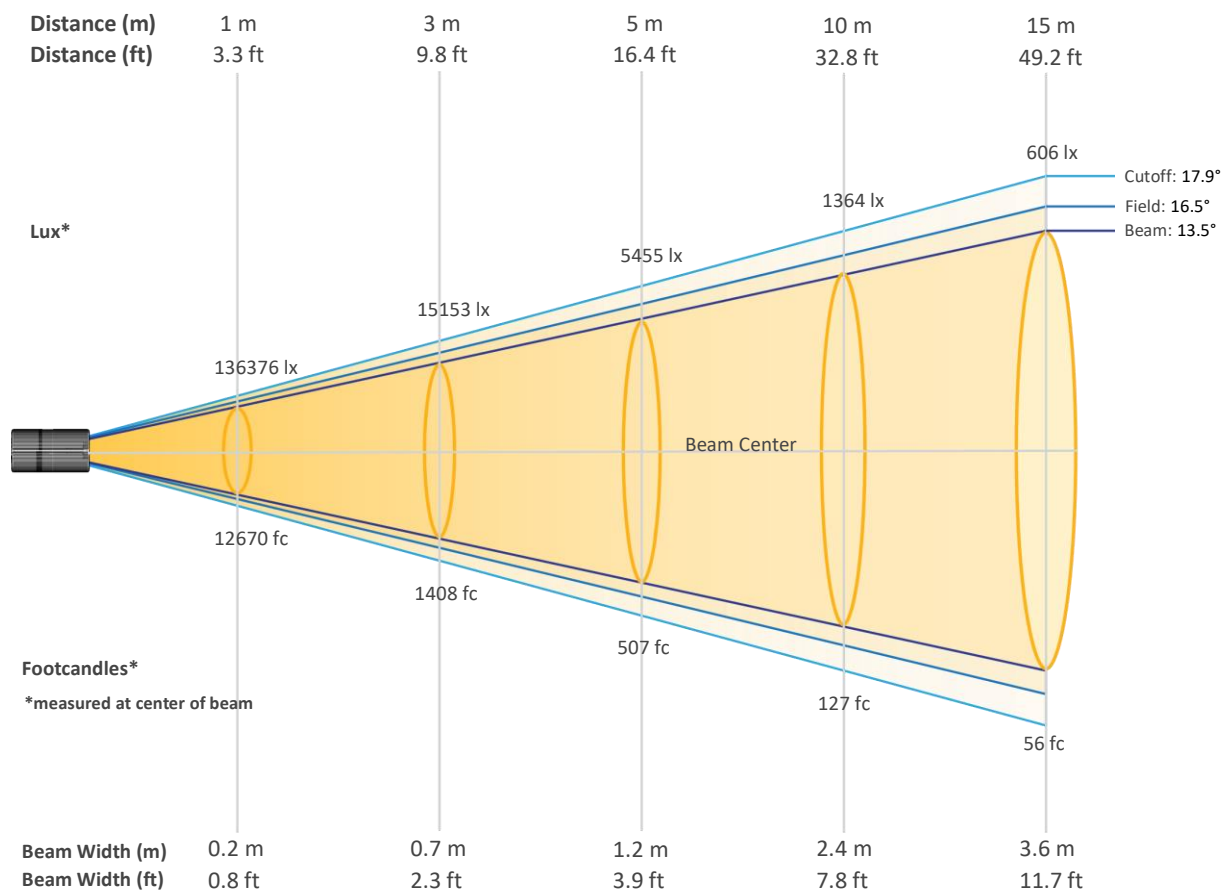
0 K



# Photometric & Chromaticity Report

Maverick Storm 1 Flex: 50% Zoom - Full Power - Cyan

## Beam Details

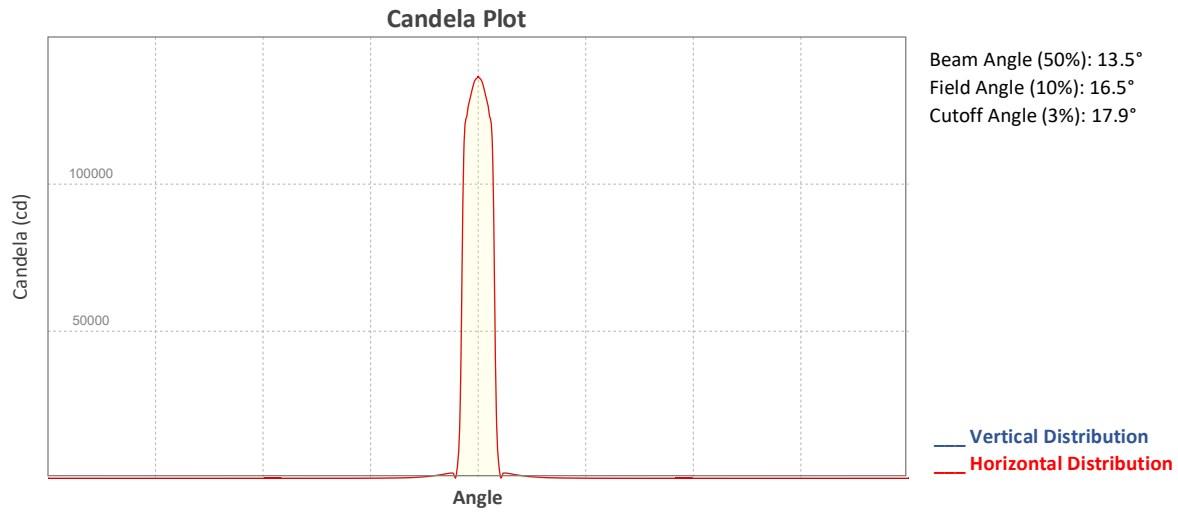


### Beam Intensities from 1-20m (3.3-65.6ft)

Distance	1m	2m	3m	4m	5m	6m	7m	8m	9m	10m
Lux	136376	34094	15153	8524	5455	3788	2783	2131	1684	1364
Distance	11m	12m	13m	14m	15m	16m	17m	18m	19m	20m
Lux	1127	947	807	696	606	533	472	421	378	341
Distance	3.3ft	6.6ft	9.8ft	13.1ft	16.4ft	19.7ft	23ft	26.2ft	29.5ft	32.8ft
FC	12670	3167	1408	792	507	352	259	198	156	127
Distance	36.1ft	39.4ft	42.7ft	45.9ft	49.2ft	52.5ft	55.8ft	59.1ft	62.3ft	65.6ft
FC	105	88	75	65	56	49	44	39	35	32

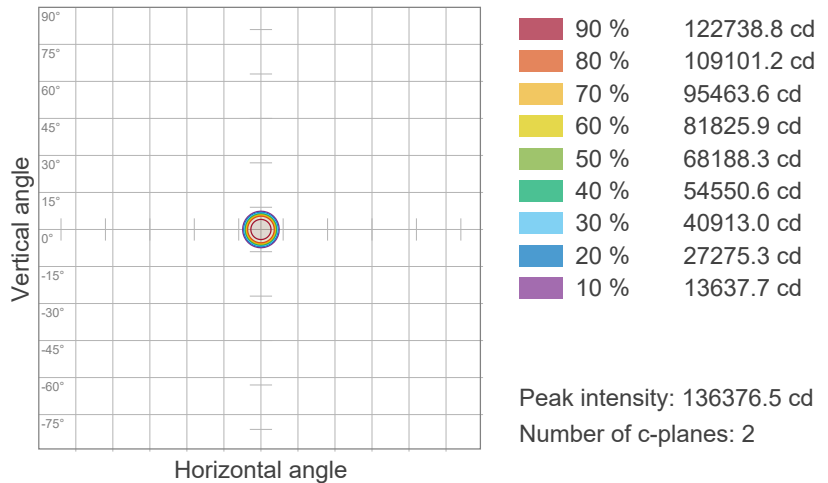
# Photometric & Chromaticity Report

Maverick Storm 1 Flex: 50% Zoom - Full Power - Cyan

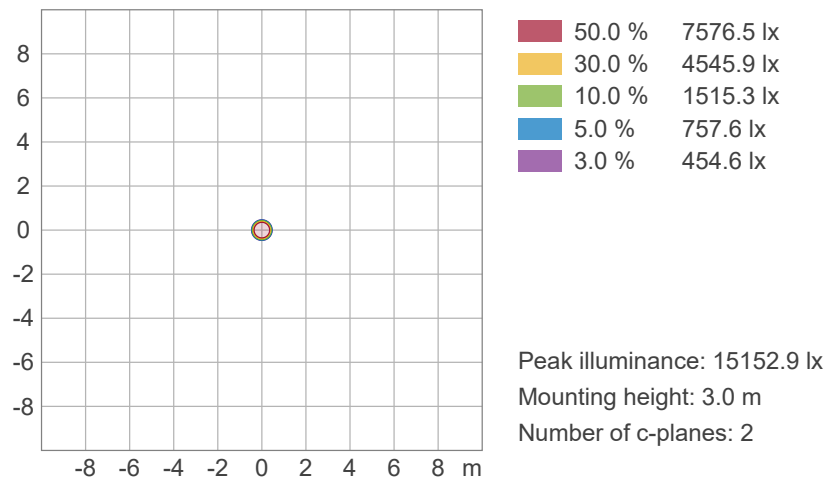


## ISO Diagrams

### ISO Candela Diagram



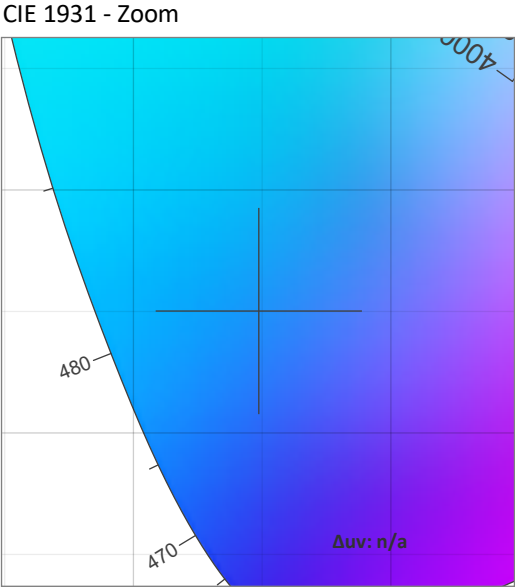
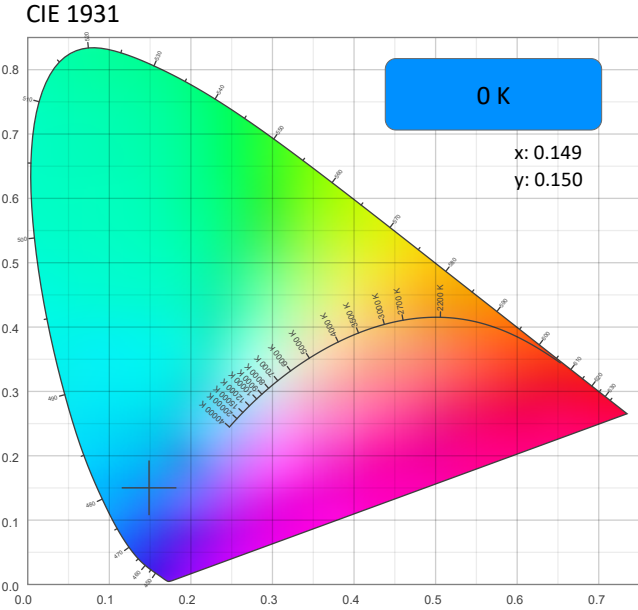
### ISO Lux Diagram



# Photometric & Chromaticity Report

Maverick Storm 1 Flex: 50% Zoom - Full Power - Cyan

## Chromaticity



### CRI: 0.0 (R1-R8)

0	0	0	0	0	0	0	0	0	0	0	0	0	0	0	0
R1	R2	R3	R4	R5	R6	R7	R8	R9	R10	R11	R12	R13	R14	R15	

### CQS: 0.0

0	0	0	0	0	0	0	0	0	0	0	0	0	0	0	0
Q1	Q2	Q3	Q4	Q5	Q6	Q7	Q8	Q9	Q10	Q11	Q12	Q13	Q14	Q15	

### Color Parameters

Color Temperature	Color Coordinate CIE 1931	Color Coordinate CIE 1931
CCT	x	y
0 K	0.149	0.150

Color Deviation from Black Body Curve	Color Coordinate CIE 1964	Color Coordinate CIE 1964
$\Delta uv$	y	u
n/a	0.150	0.132

Color Rendering Index	Red Component	Color Quality Scale
CRI	CRI - R9	CQS
0.0	0.0	0.0

Television Lighting Consistency Index	Color Fidelity	Color Gamut
TLCI	TM30 - Rf	TM30 Rg
n/a	0.0	0.0



# Photometric & Chromaticity Report

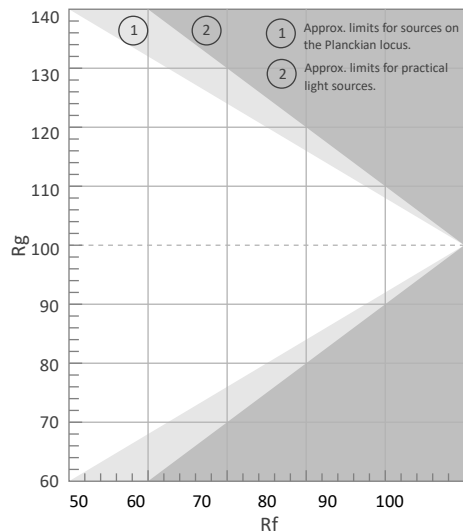
Maverick Storm 1 Flex: 50% Zoom - Full Power - Cyan

## TM-30 Details


**Rf 0.0**  
Fidelity Index (Rg)

**Rg 0.0**  
Gammut Index (Rg)

Hue Bin	Rf	Graphic shifts (%)	
		Chroma	Hue
1	0	0%	0%
2	0	0%	0%
3	0	0%	0%
4	0	0%	0%
5	0	0%	0%
6	0	0%	0%
7	0	0%	0%
8	0	0%	0%
9	0	0%	0%
10	0	0%	0%
11	0	0%	0%
12	0	0%	0%
13	0	0%	0%
14	0	0%	0%
15	0	0%	0%
16	0	0%	0%




Color Vector Graphic



Color Distortion Graphic




Rf by Hue



Local Chroma Shift by Hue



Color Evaluation Sample



# Photometric & Chromaticity Report

Maverick Storm 1 Flex: 50% Zoom - Full Power - Magenta

## Report Summary

### Measurements

Fixture Output: 1063 lm  
Fixture Peak: 20666 cd  
Fixture Efficacy: n/a lm/W  
Intensity @ 5m: 827 lux  
Color Temperature: 0 K  
CRI: 0.0    CRI R9 Value: 0.0  
CQS: 0.0  
TLCI: n/a  
TM-30 Rf: 0.0  
TM-30 Rg: 0.0  
Beam Angle (50%): 13.5°  
Field Angle (10%): 16.2°  
Cutoff Angle (3%): 18.2°

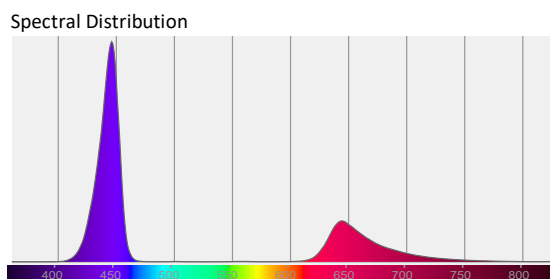
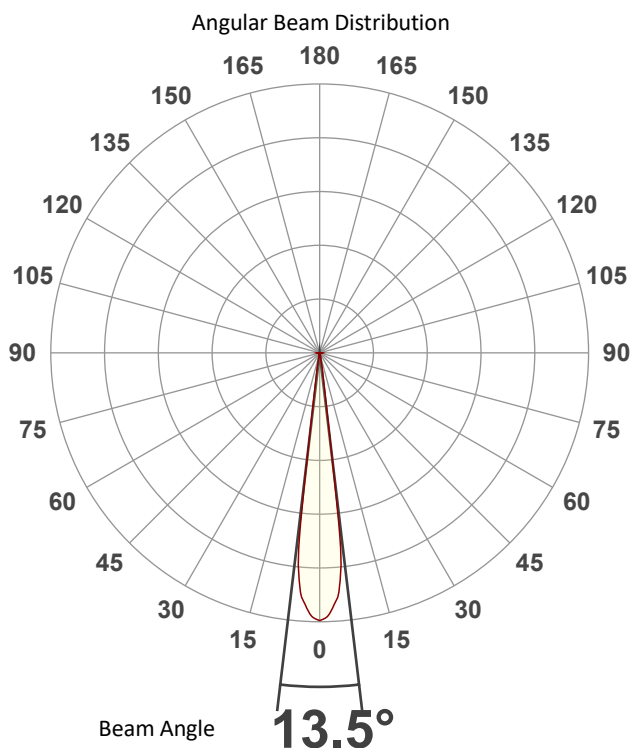


### Conditions

AC Supply: 114 V, 60 Hz  
Power: 0.0 W  
Current: 0.000 A  
Power Factor: n/a

This data sheet conforms to American National Standard E1.9 – 2007 (R2017). All data was measured and calculated by a Viso Systems LabSpion Goniometer at the Chauvet PD Optics Laboratory in Davie, FL on 1/27/2025 to LM-63-2002 Standards.

## Overall Measurement



Tested Color (CIE 1931):

X: 0.203

Y: 0.036



Light Quality

CRI: 0.0

Color Temperature

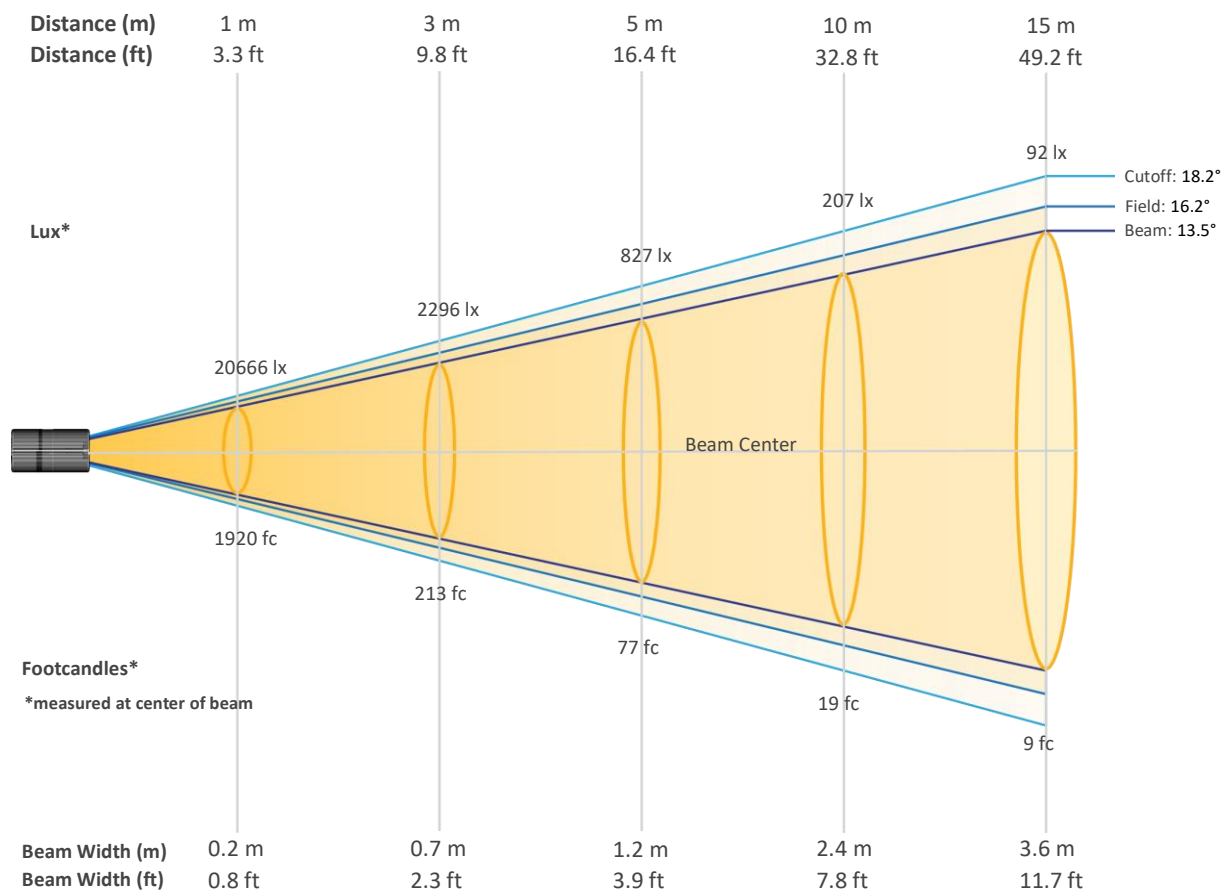
0 K



# Photometric & Chromaticity Report

Maverick Storm 1 Flex: 50% Zoom - Full Power - Magenta

## Beam Details

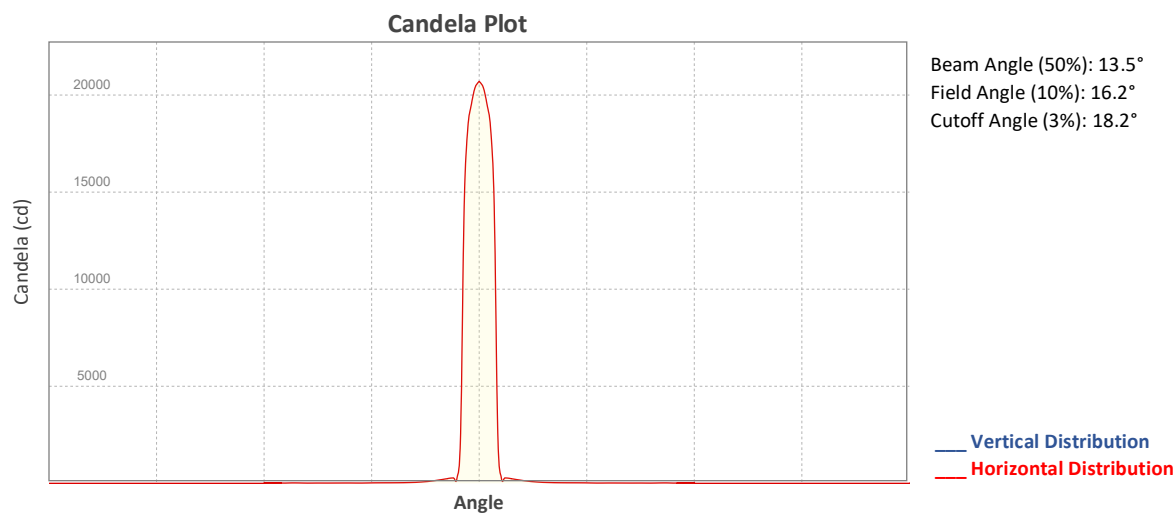


### Beam Intensities from 1-20m (3.3-65.6ft)

Distance	1m	2m	3m	4m	5m	6m	7m	8m	9m	10m
Lux	20666	5167	2296	1292	827	574	422	323	255	207
Distance	11m	12m	13m	14m	15m	16m	17m	18m	19m	20m
Lux	171	144	122	105	92	81	72	64	57	52
Distance	3.3ft	6.6ft	9.8ft	13.1ft	16.4ft	19.7ft	23ft	26.2ft	29.5ft	32.8ft
FC	1920	480	213	120	77	53	39	30	24	19
Distance	36.1ft	39.4ft	42.7ft	45.9ft	49.2ft	52.5ft	55.8ft	59.1ft	62.3ft	65.6ft
FC	16	13	11	10	9	7	7	6	5	5

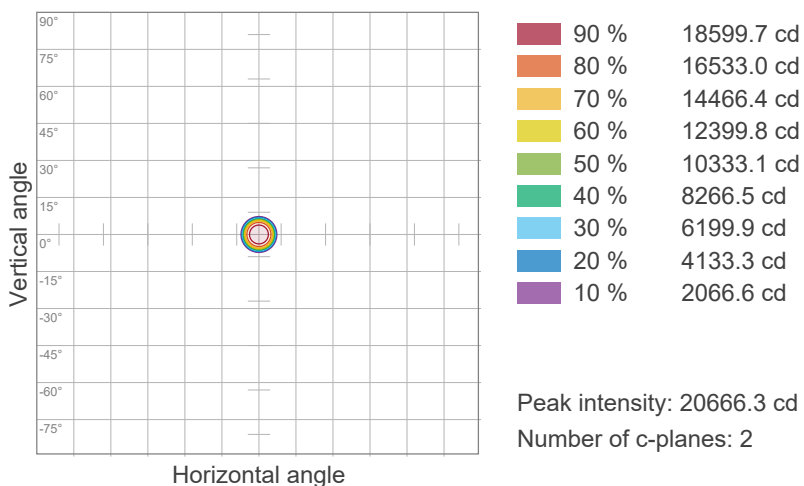
# Photometric & Chromaticity Report

Maverick Storm 1 Flex: 50% Zoom - Full Power - Magenta

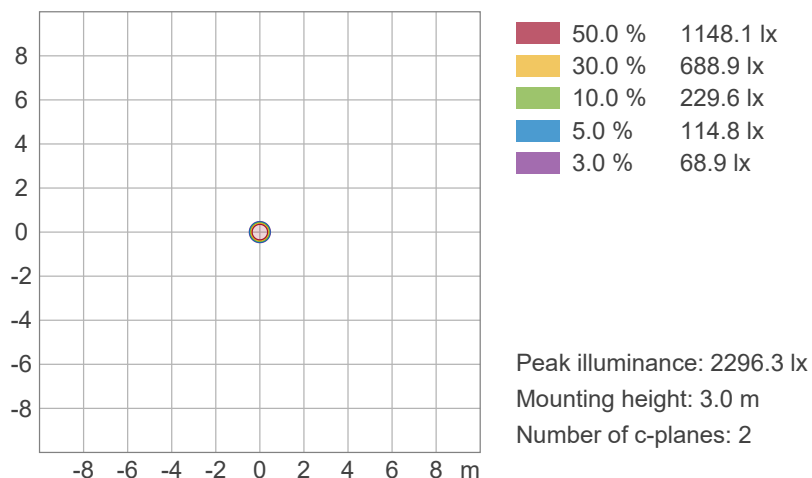


## ISO Diagrams

### ISO Candela Diagram



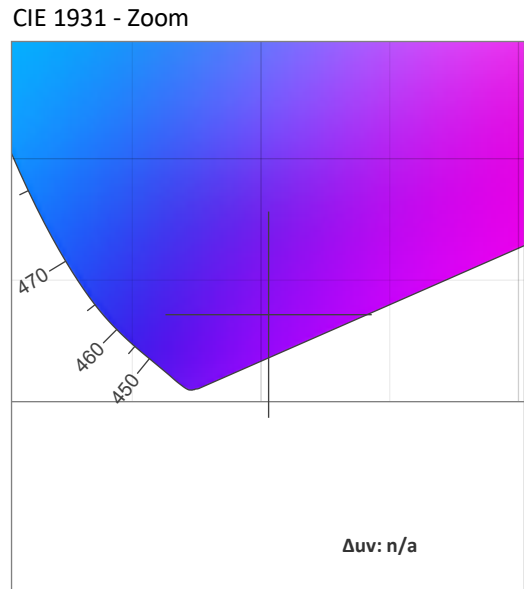
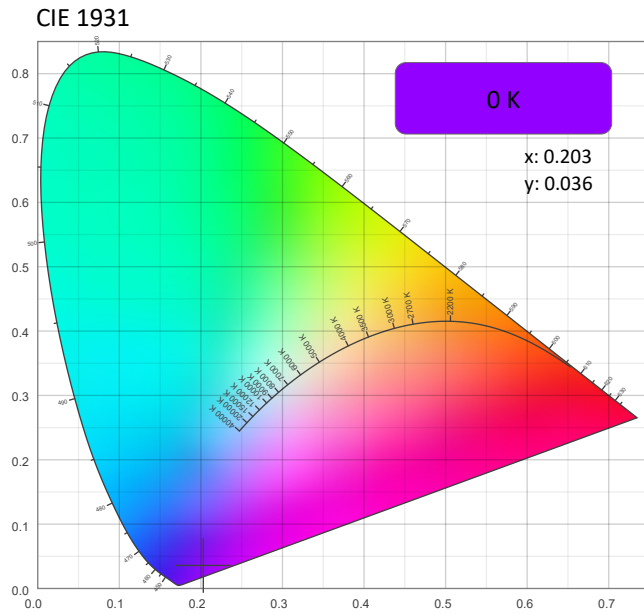
### ISO Lux Diagram



# Photometric & Chromaticity Report

Maverick Storm 1 Flex: 50% Zoom - Full Power - Magenta

## Chromaticity



### CRI: 0.0 (R1-R8)

0	0	0	0	0	0	0	0	0	0	0	0	0	0	0
R1	R2	R3	R4	R5	R6	R7	R8	R9	R10	R11	R12	R13	R14	R15

### CQS: 0.0

0	0	0	0	0	0	0	0	0	0	0	0	0	0	0
Q1	Q2	Q3	Q4	Q5	Q6	Q7	Q8	Q9	Q10	Q11	Q12	Q13	Q14	Q15

### Color Parameters

Color Temperature	Color Coordinate CIE 1931	Color Coordinate CIE 1931
CCT	x	y
0 K	0.203	0.036

Color Deviation from Black Body Curve	Color Coordinate CIE 1964	Color Coordinate CIE 1964
$\Delta uv$	y	u
n/a	0.036	0.268

Color Rendering Index	Red Component	Color Quality Scale
CRI	CRI - R9	CQS
0.0	0.0	0.0

Television Lighting Consistency Index	Color Fidelity	Color Gamut
TLCI	TM30 - Rf	TM30 Rg
n/a	0.0	0.0

# Photometric & Chromaticity Report

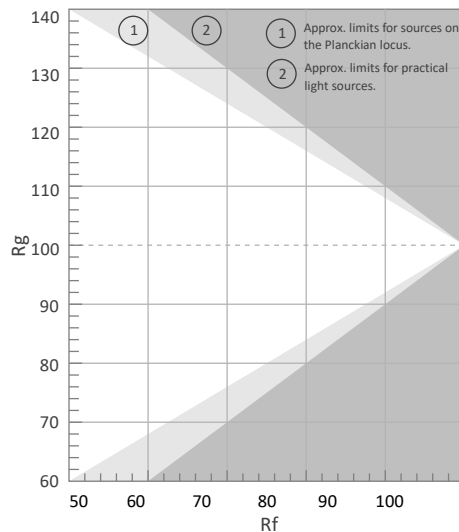
Maverick Storm 1 Flex: 50% Zoom - Full Power - Magenta

## TM-30 Details


**Rf 0.0**  
Fidelity Index (Rg)

**Rg 0.0**  
Gammut Index (Rg)


Hue Bin	Rf	Graphic shifts (%)	
		Chroma	Hue
1	0	0%	0%
2	0	0%	0%
3	0	0%	0%
4	0	0%	0%
5	0	0%	0%
6	0	0%	0%
7	0	0%	0%
8	0	0%	0%
9	0	0%	0%
10	0	0%	0%
11	0	0%	0%
12	0	0%	0%
13	0	0%	0%
14	0	0%	0%
15	0	0%	0%
16	0	0%	0%




Color Vector Graphic



Color Distortion Graphic




Rf by Hue



Local Chroma Shift by Hue



Color Evaluation Sample



# Photometric & Chromaticity Report

Maverick Storm 1 Flex: 50% Zoom - Full Power - Yellow

## Report Summary

### Measurements

Fixture Output: 22442 lm  
Fixture Peak: 493871 cd  
Fixture Efficacy: n/a lm/W  
Intensity @ 5m: 19755 lux  
Color Temperature: 3312 K  
CRI: 30.3    CRI R9 Value: -110.7  
CQS: 0.3  
TLCI: 2  
TM-30 Rf: 16.0  
TM-30 Rg: 12.2  
Beam Angle (50%): 13.5°  
Field Angle (10%): 14.8°  
Cutoff Angle (3%): 15°

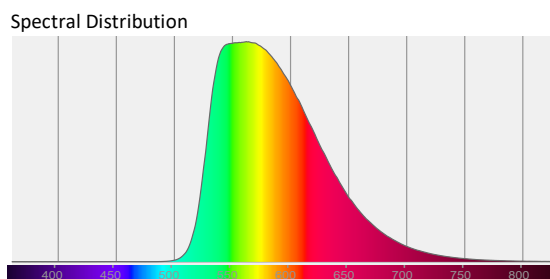
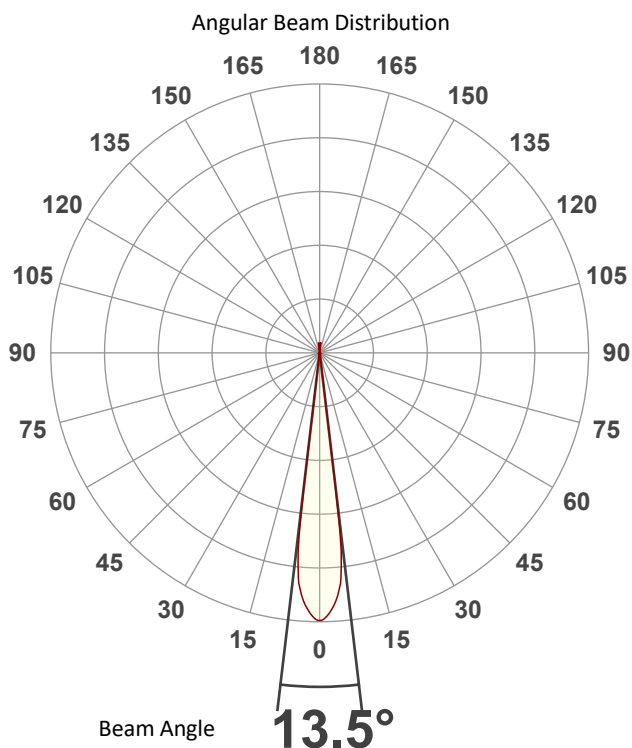


### Conditions

AC Supply: 113 V, 60 Hz  
Power: 0.0 W  
Current: 0.000 A  
Power Factor: n/a

This data sheet conforms to American National Standard E1.9 – 2007 (R2017). All data was measured and calculated by a Viso Systems LabSpion Goniometer at the Chauvet PD Optics Laboratory in Davie, FL on 1/27/2025 to LM-63-2002 Standards.

## Overall Measurement



Tested Color (CIE 1931):

X: 0.469

Y: 0.523



Light Quality

CRI: 30.3

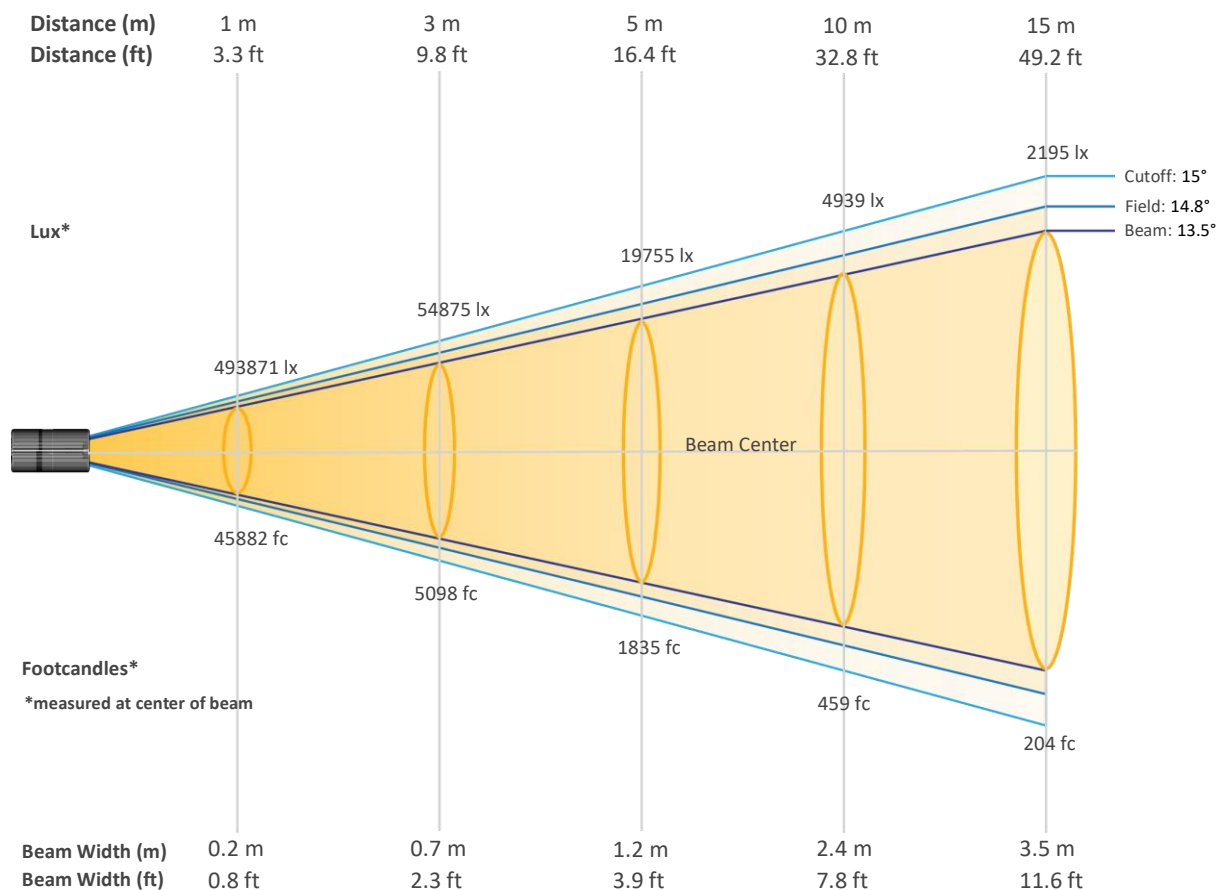
Color Temperature

3312 K

# Photometric & Chromaticity Report

Maverick Storm 1 Flex: 50% Zoom - Full Power - Yellow

## Beam Details

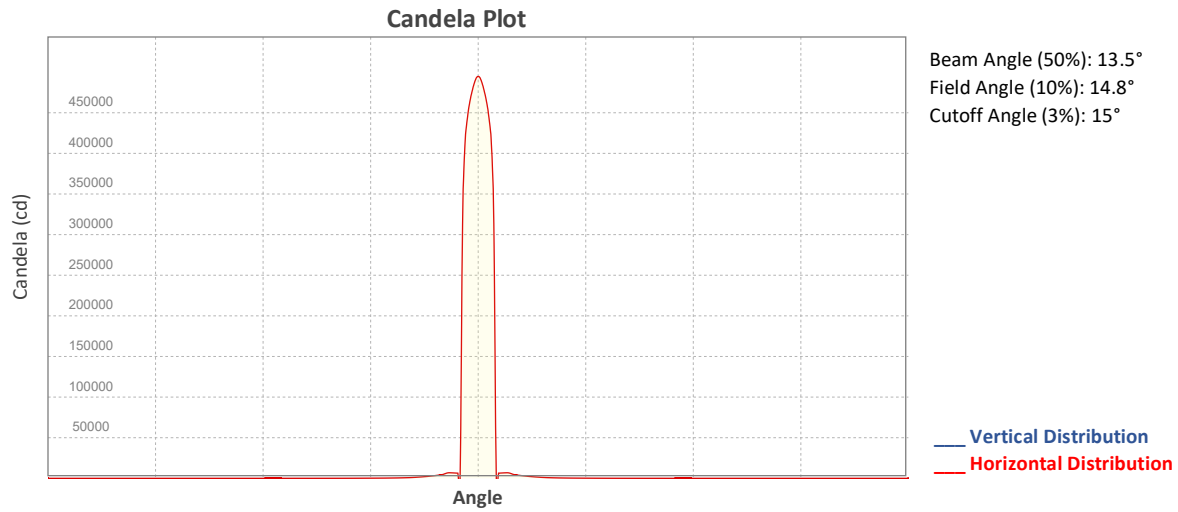


### Beam Intensities from 1-20m (3.3-65.6ft)

Distance	1m	2m	3m	4m	5m	6m	7m	8m	9m	10m
Lux	493871	123468	54875	30867	19755	13719	10079	7717	6097	4939
Distance	11m	12m	13m	14m	15m	16m	17m	18m	19m	20m
Lux	4082	3430	2922	2520	2195	1929	1709	1524	1368	1235
Distance	3.3ft	6.6ft	9.8ft	13.1ft	16.4ft	19.7ft	23ft	26.2ft	29.5ft	32.8ft
FC	45882	11471	5098	2868	1835	1275	936	717	566	459
Distance	36.1ft	39.4ft	42.7ft	45.9ft	49.2ft	52.5ft	55.8ft	59.1ft	62.3ft	65.6ft
FC	379	319	271	234	204	179	159	142	127	115

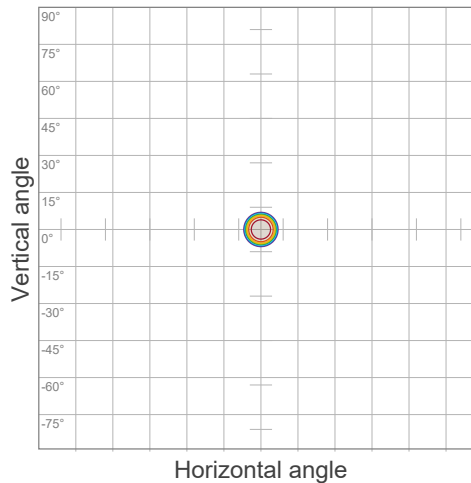
# Photometric & Chromaticity Report

Maverick Storm 1 Flex: 50% Zoom - Full Power - Yellow



## ISO Diagrams

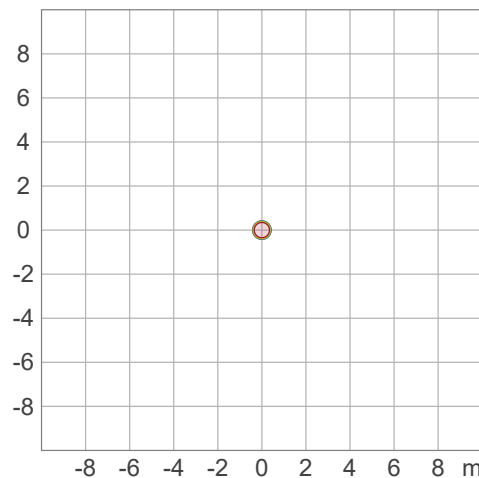
### ISO Candela Diagram



90 %	444484.2 cd
80 %	395097.1 cd
70 %	345709.9 cd
60 %	296322.8 cd
50 %	246935.7 cd
40 %	197548.5 cd
30 %	148161.4 cd
20 %	98774.3 cd
10 %	49387.1 cd

Peak intensity: 493871.3 cd  
 Number of c-planes: 2

### ISO Lux Diagram



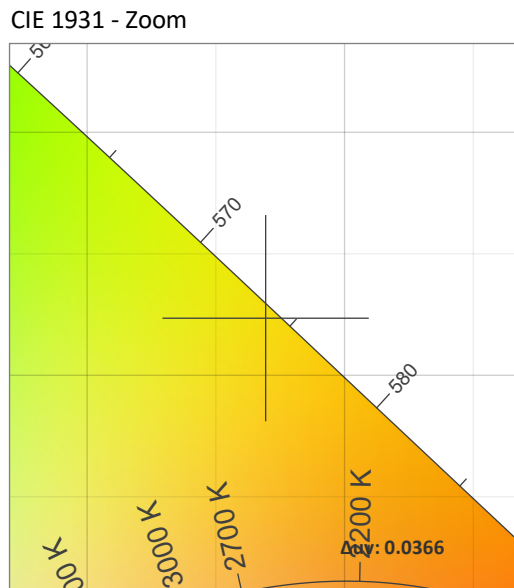
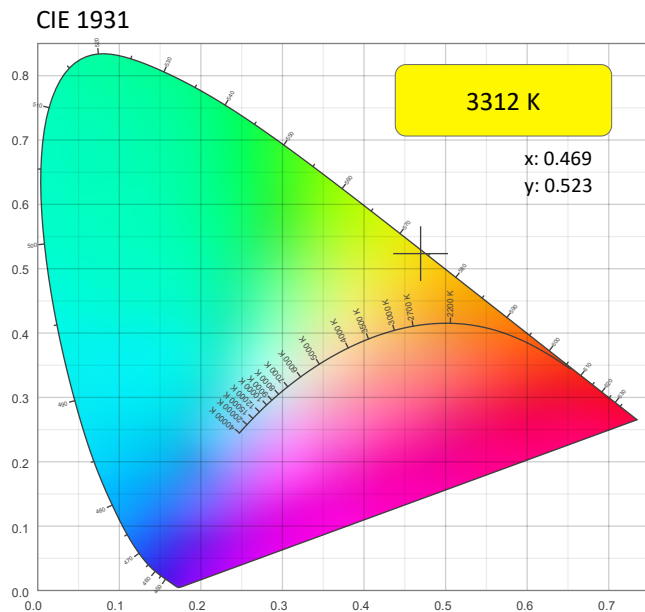
50.0 %	27437.3 lx
30.0 %	16462.4 lx
10.0 %	5487.5 lx
5.0 %	2743.7 lx
3.0 %	1646.2 lx

Peak illuminance: 54874.6 lx  
 Mounting height: 3.0 m  
 Number of c-planes: 2

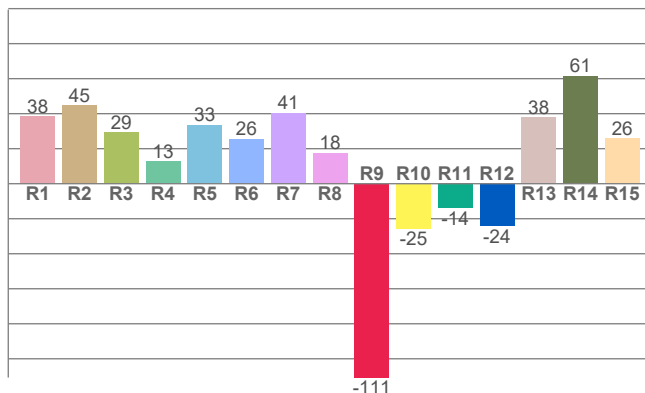
# Photometric & Chromaticity Report

Maverick Storm 1 Flex: 50% Zoom - Full Power - Yellow

## Chromaticity



CRI: 30.3 (R1-R8)

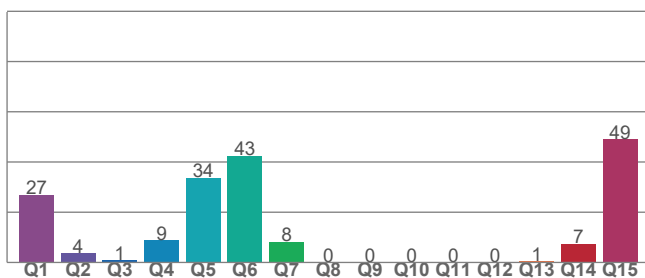


Color Parameters

Color Temperature	Color Coordinate CIE 1931	Color Coordinate CIE 1931
CCT	x	y
3312 K	0.469	0.523

Color Deviation from Black Body Curve	Color Coordinate CIE 1964	Color Coordinate CIE 1964
Δuv	y	u
0.0366	0.523	0.225

CQS: 0.3



Color Rendering Index	Red Component	Color Quality Scale
CRI	CRI - R9	CQS
30.3	-110.7	0.3

Television Lighting Consistency Index	Color Fidelity	Color Gamut
TLCI	TM30 - Rf	TM30 Rg
2	16.0	12.2



# Photometric & Chromaticity Report

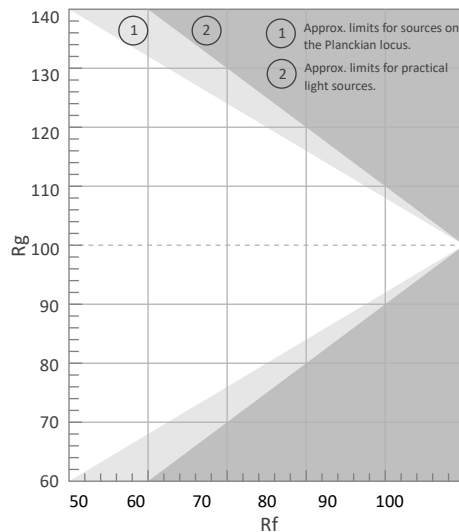
Maverick Storm 1 Flex: 50% Zoom - Full Power - Yellow

## TM-30 Details

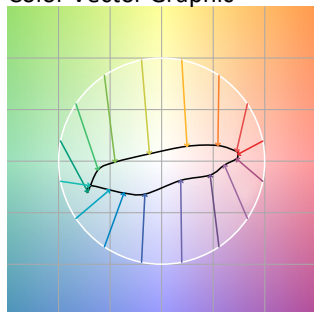
**Rf 16.0**  
Fidelity Index (Rg)

**Rg 12.2**  
Gammut Index (Rg)


Hue Bin	R <sub>f</sub>	Graphic shifts (%)	
		Chroma	Hue
1	49	-26%	-8%
2	20	-34%	-33%
3	1	-57%	-37%
4	1	-81%	-21%
5	5	-91%	10%
6	1	-76%	38%
7	7	-53%	41%
8	14	-36%	43%
9	59	-27%	10%
10	37	-43%	-5%
11	13	-54%	-13%
12	13	-65%	-10%
13	6	-78%	14%
14	19	-63%	32%
15	20	-47%	31%
16	53	-29%	16%



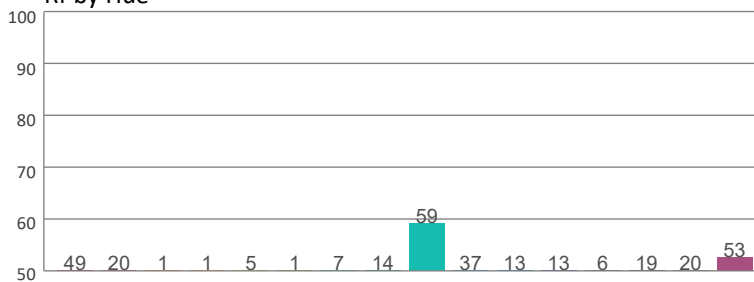
Color Vector Graphic



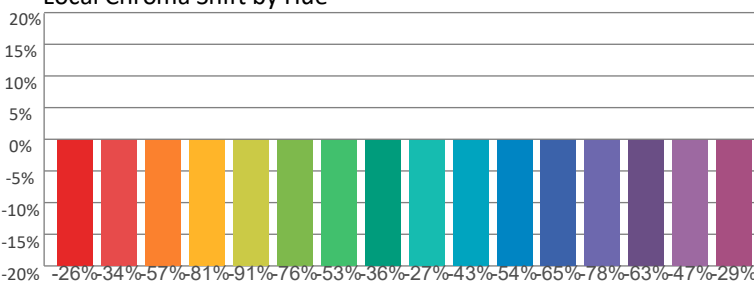
Color Distortion Graphic



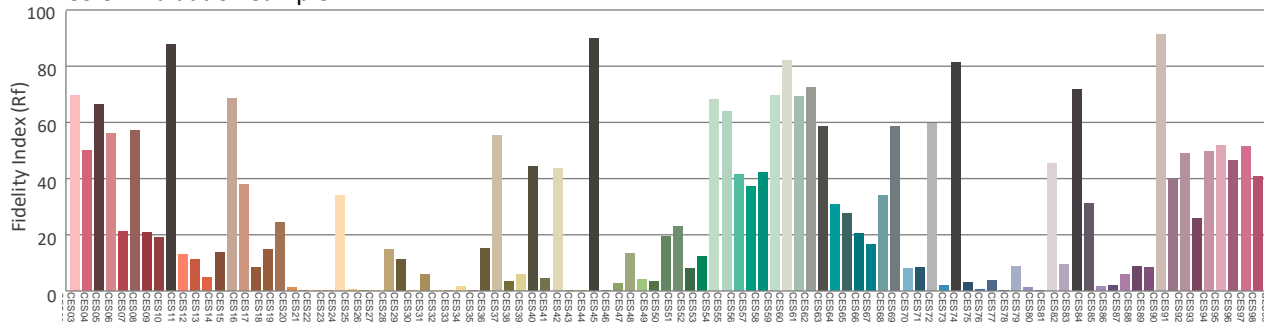
Rf by Hue



Local Chroma Shift by Hue



Color Evaluation Sample



# Photometric & Chromaticity Report

Maverick Storm 1 Flex: 50% Zoom - Full Power - CTO

## Report Summary

### Measurements

Fixture Output: 15012 lm  
Fixture Peak: 313698 cd  
Fixture Efficacy: n/a lm/W  
Intensity @ 5m: 12548 lux  
Color Temperature: 3019 K  
CRI: 70.2    CRI R9 Value: -36.4  
CQS: 68.8  
TLCI: 41  
TM-30 Rf: 72.2  
TM-30 Rg: 94.8  
Beam Angle (50%): 13.6°  
Field Angle (10%): 16.1°  
Cutoff Angle (3%): 18°

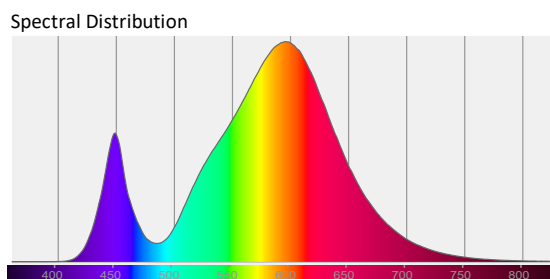
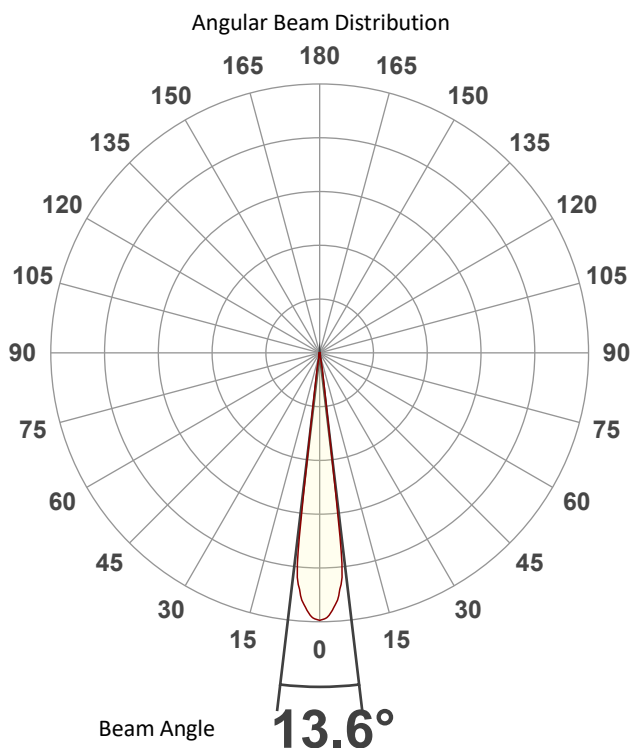


### Conditions

AC Supply: 114 V, 60 Hz  
Power: 0.0 W  
Current: 0.000 A  
Power Factor: n/a

This data sheet conforms to American National Standard E1.9 – 2007 (R2017). All data was measured and calculated by a Viso Systems LabSpion Goniometer at the Chauvet PD Optics Laboratory in Davie, FL on 1/27/2025 to LM-63-2002 Standards.

## Overall Measurement



Tested Color (CIE 1931):

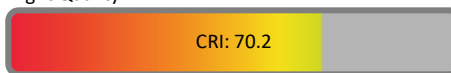
X: 0.433

Y: 0.398



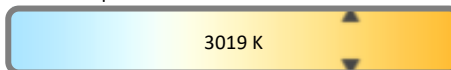
Light Quality

CRI: 70.2



Color Temperature

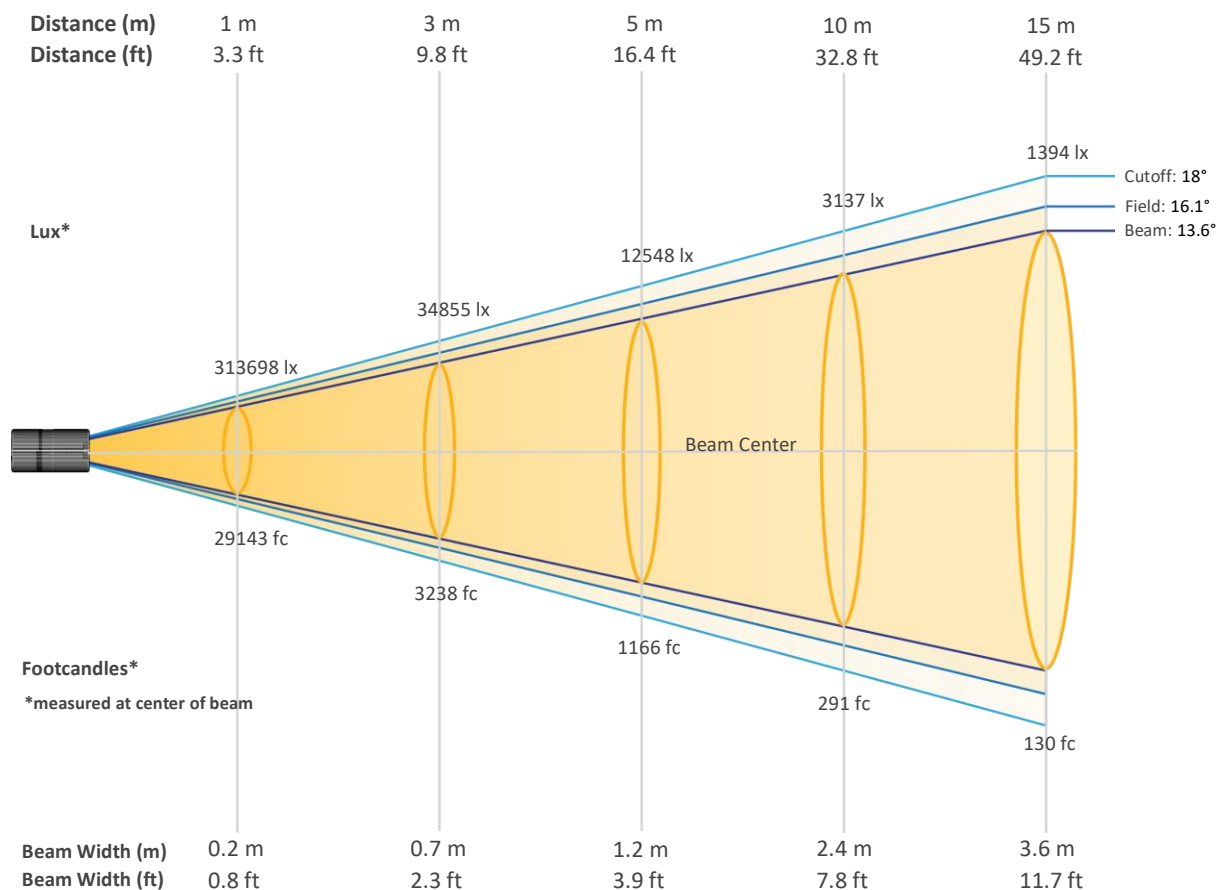
3019 K



# Photometric & Chromaticity Report

Maverick Storm 1 Flex: 50% Zoom - Full Power - CTO

## Beam Details

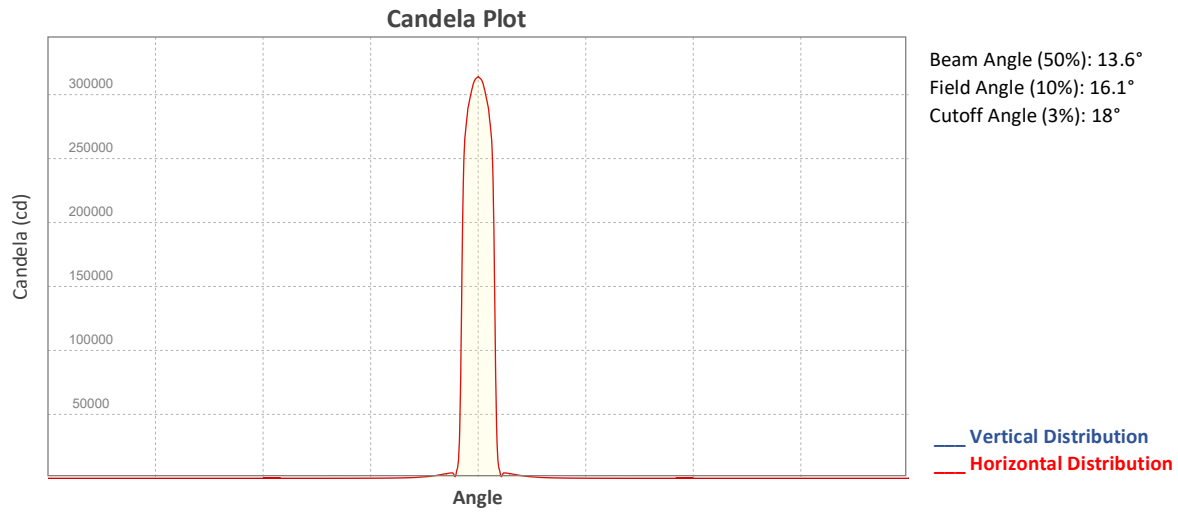


### Beam Intensities from 1-20m (3.3-65.6ft)

Distance	1m	2m	3m	4m	5m	6m	7m	8m	9m	10m
Lux	313698	78424	34855	19606	12548	8714	6402	4902	3873	3137
Distance	11m	12m	13m	14m	15m	16m	17m	18m	19m	20m
Lux	2593	2178	1856	1600	1394	1225	1085	968	869	784
Distance	3.3ft	6.6ft	9.8ft	13.1ft	16.4ft	19.7ft	23ft	26.2ft	29.5ft	32.8ft
FC	29143	7286	3238	1821	1166	810	595	455	360	291
Distance	36.1ft	39.4ft	42.7ft	45.9ft	49.2ft	52.5ft	55.8ft	59.1ft	62.3ft	65.6ft
FC	241	202	172	149	130	114	101	90	81	73

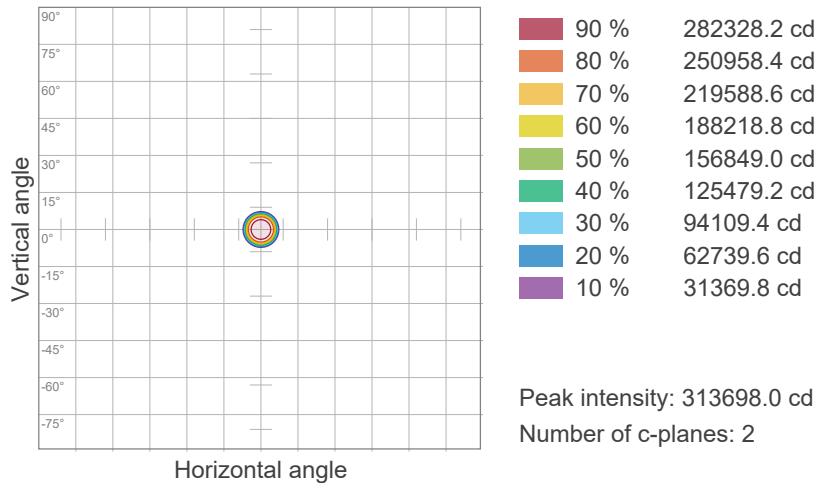
# Photometric & Chromaticity Report

Maverick Storm 1 Flex: 50% Zoom - Full Power - CTO

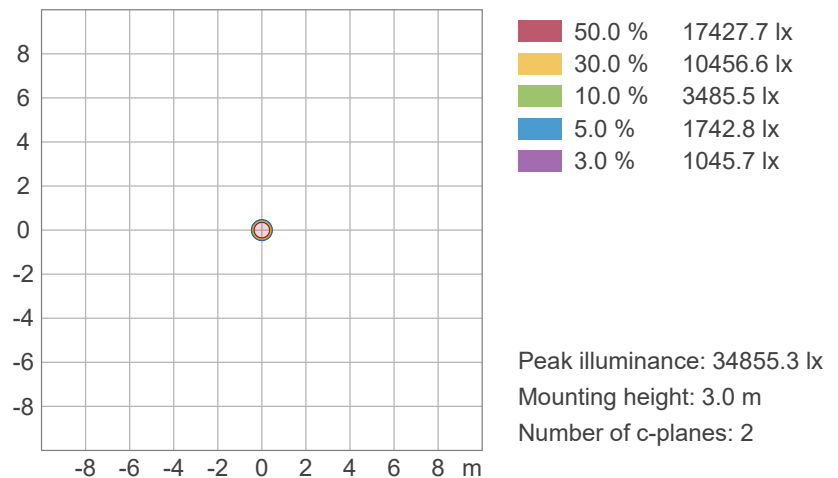


## ISO Diagrams

### ISO Candela Diagram



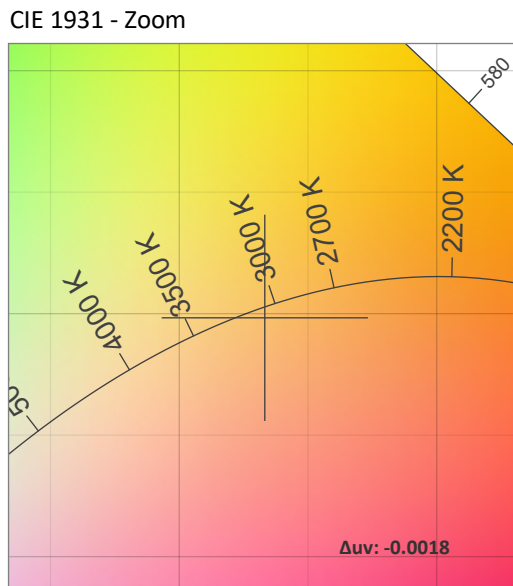
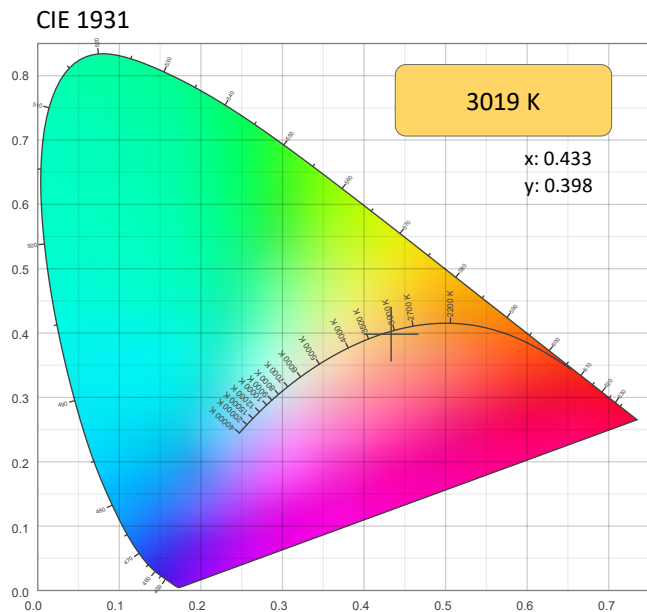
### ISO Lux Diagram



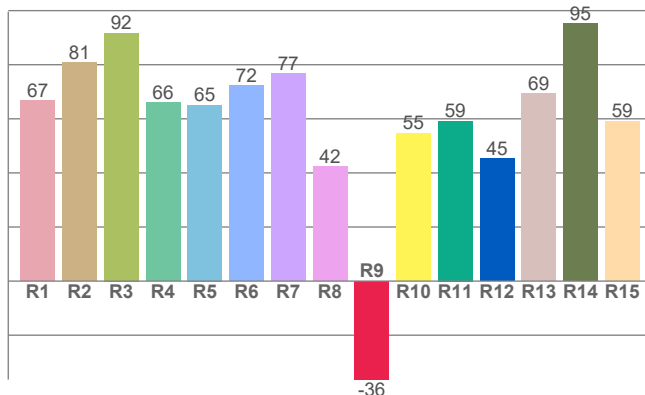
# Photometric & Chromaticity Report

Maverick Storm 1 Flex: 50% Zoom - Full Power - CTO

## Chromaticity



CRI: 70.2 (R1-R8)

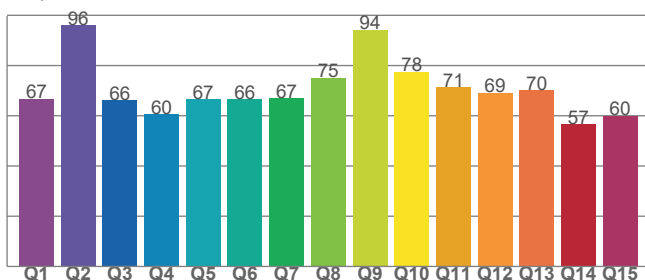


Color Parameters

Color Temperature	Color Coordinate CIE 1931	Color Coordinate CIE 1931
CCT	x	y
3019 K	0.433	0.398

Color Deviation from Black Body Curve	Color Coordinate CIE 1964	Color Coordinate CIE 1964
Δuv	y	u
-0.0018	0.398	0.251

CQS: 68.8



Color Rendering Index	Red Component	Color Quality Scale
CRI	CRI - R9	CQS
70.2	-36.4	68.8

Television Lighting Consistency Index	Color Fidelity	Color Gamut
TLCI	TM30 - Rf	TM30 Rg
41	72.2	94.8

# Photometric & Chromaticity Report

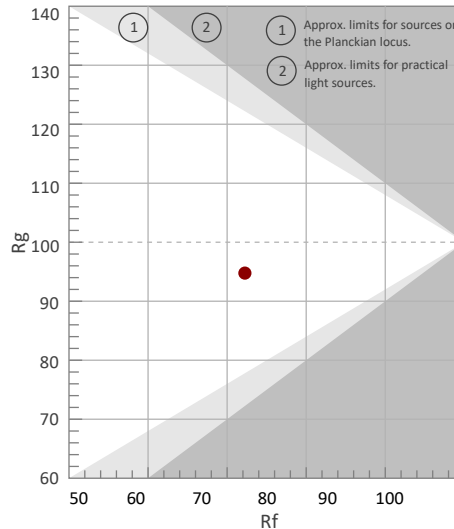
Maverick Storm 1 Flex: 50% Zoom - Full Power - CTO

## TM-30 Details

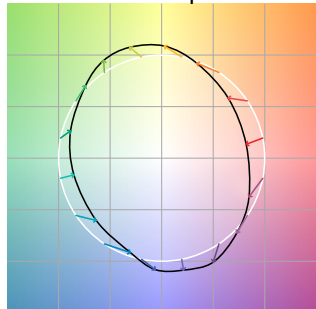
**Rf 72.2**  
Fidelity Index (Rg)

**Rg 94.8**  
Gammut Index (Rg)

Hue Bin	Graphic shifts (%)		
	R <sub>f</sub>	Chroma	Hue
1	69	-17%	-3%
2	67	-14%	13%
3	57	-5%	23%
4	70	7%	19%
5	83	11%	9%
6	82	10%	-6%
7	73	0%	-17%
8	81	-8%	-9%
9	78	-13%	-1%
10	68	-14%	15%
11	63	-7%	26%
12	72	7%	15%
13	83	11%	0%
14	76	12%	-14%
15	70	1%	-20%
16	72	-10%	-20%



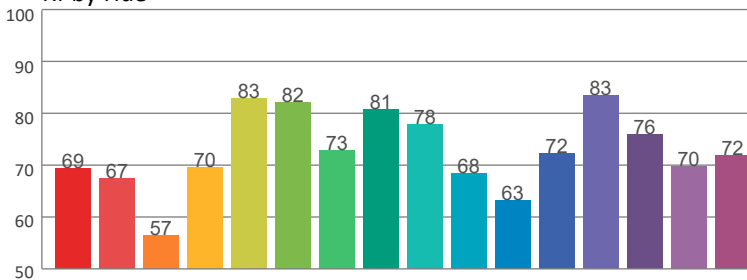
Color Vector Graphic



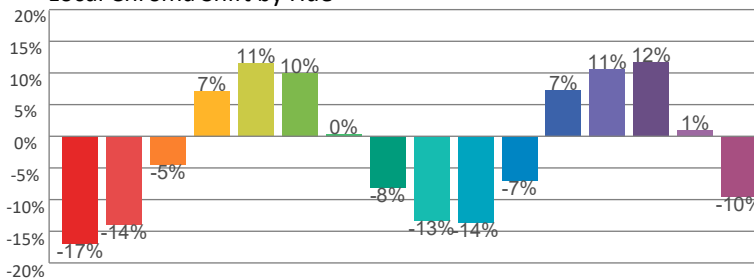
Color Distortion Graphic



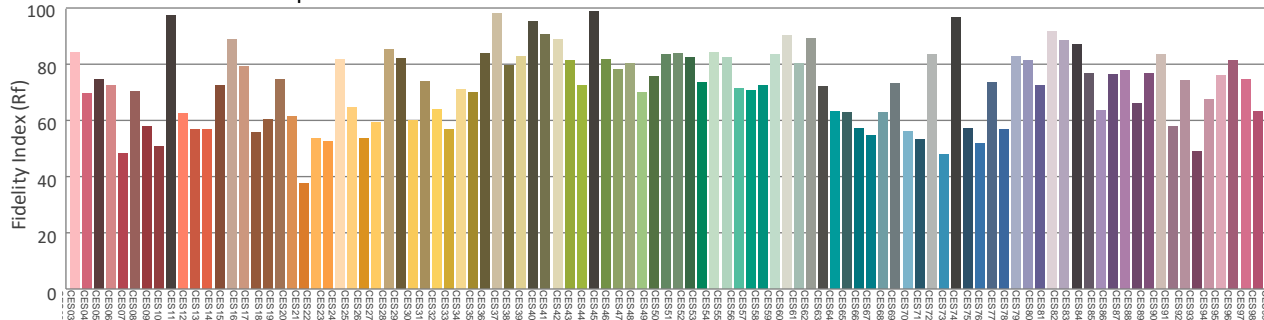
R<sub>f</sub> by Hue



Local Chroma Shift by Hue



Color Evaluation Sample



# Photometric & Chromaticity Report

Maverick Storm 1 Flex: 50% Zoom - Full Power - Auto

## Report Summary

### Measurements

Fixture Output: 28678 lm  
Fixture Peak: 582824 cd  
Fixture Efficacy: n/a lm/W  
Intensity @ 5m: 23313 lux  
Color Temperature: 6591 K  
CRI: 72.1    CRI R9 Value: -25.1  
CQS: 69.0  
TLCI: 48  
TM-30 Rf: 71.5  
TM-30 Rg: 94.4  
Beam Angle (50%): 13.5°  
Field Angle (10%): 16.6°  
Cutoff Angle (3%): 17.6°

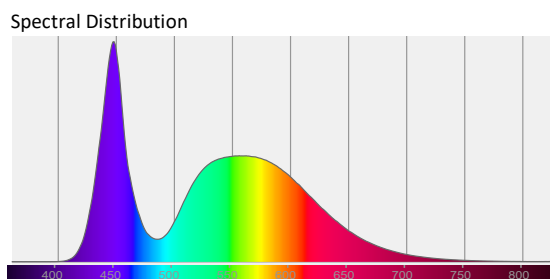
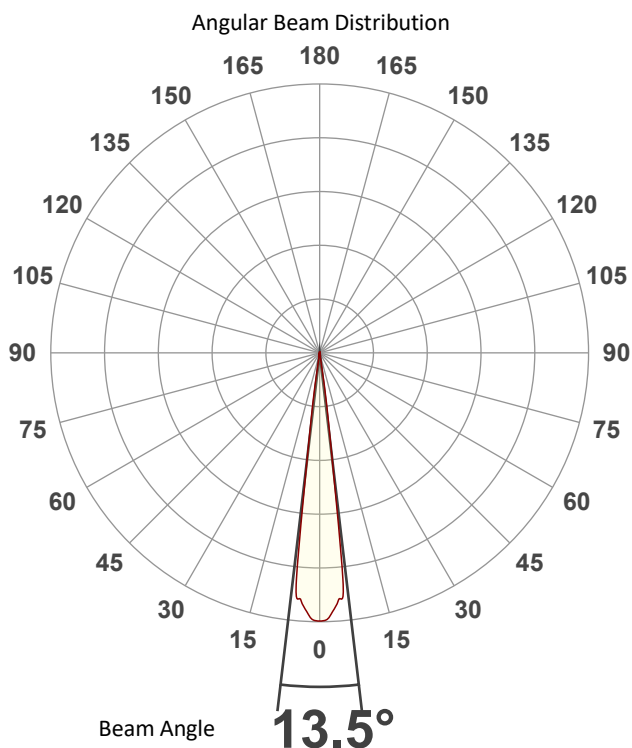


### Conditions

AC Supply: 113 V, 60 Hz  
Power: 0.0 W  
Current: 0.000 A  
Power Factor: n/a

This data sheet conforms to American National Standard E1.9 – 2007 (R2017). All data was measured and calculated by a Viso Systems LabSpion Goniometer at the Chauvet PD Optics Laboratory in Davie, FL on 1/27/2025 to LM-63-2002 Standards.


## Overall Measurement



Tested Color (CIE 1931):

X: 0.312

Y: 0.321



Light Quality

CRI: 72.1

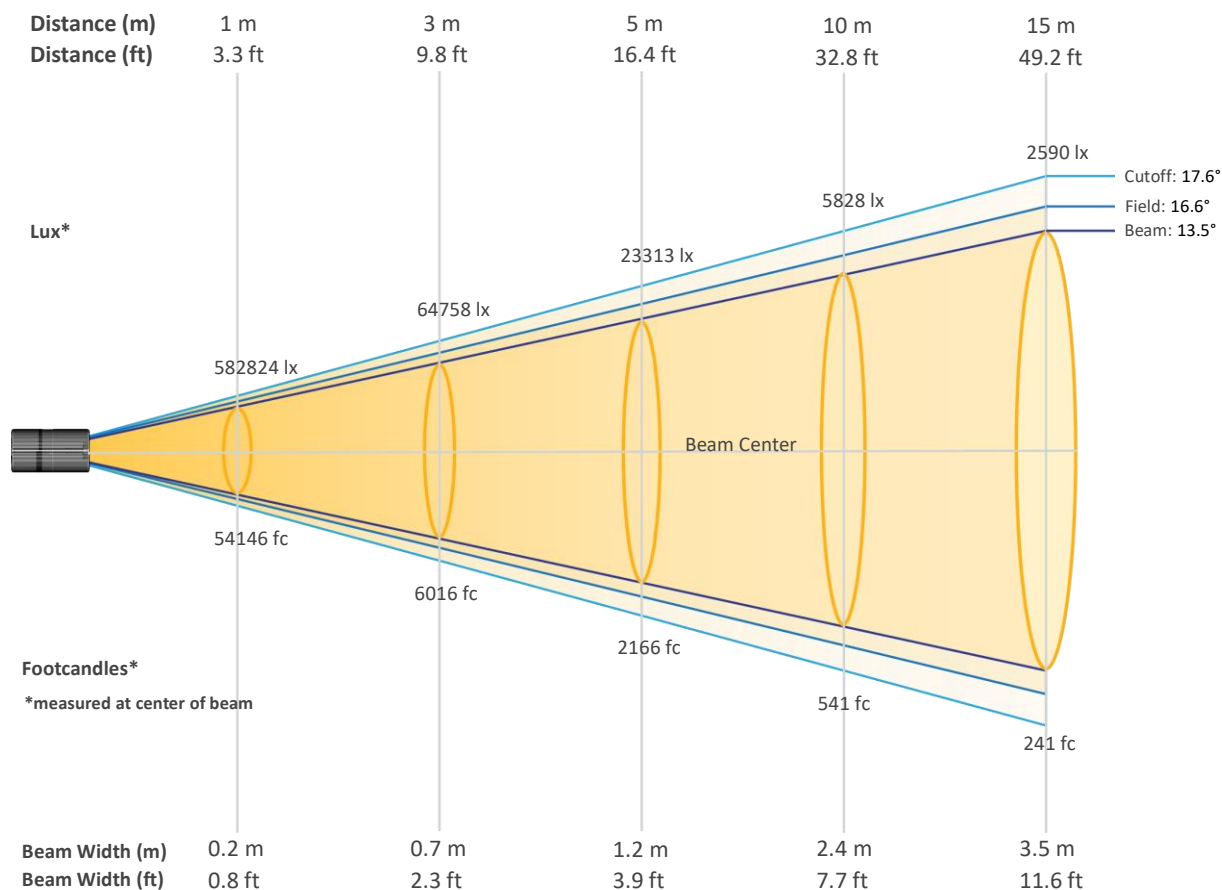
Color Temperature

6591 K

# Photometric & Chromaticity Report

Maverick Storm 1 Flex: 50% Zoom - Full Power - Auto

## Beam Details



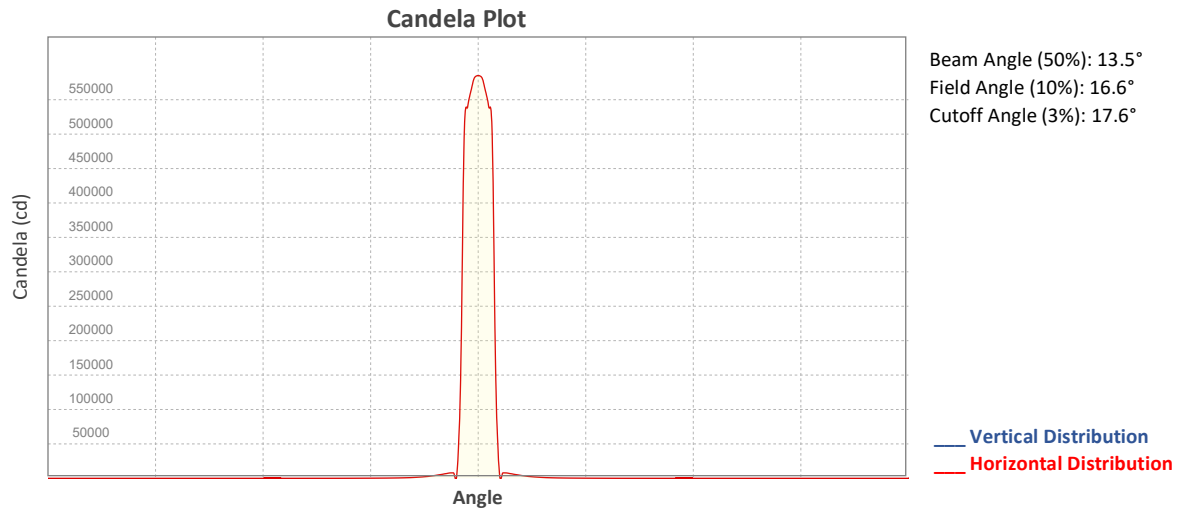
### Beam Intensities from 1-20m (3.3-65.6ft)

Distance	1m	2m	3m	4m	5m	6m	7m	8m	9m	10m
Lux	582824	145706	64758	36426	23313	16190	11894	9107	7195	5828
Distance	11m	12m	13m	14m	15m	16m	17m	18m	19m	20m
Lux	4817	4047	3449	2974	2590	2277	2017	1799	1614	1457
Distance	3.3ft	6.6ft	9.8ft	13.1ft	16.4ft	19.7ft	23ft	26.2ft	29.5ft	32.8ft
FC	54146	13537	6016	3384	2166	1504	1105	846	668	541
Distance	36.1ft	39.4ft	42.7ft	45.9ft	49.2ft	52.5ft	55.8ft	59.1ft	62.3ft	65.6ft
FC	447	376	320	276	241	212	187	167	150	135



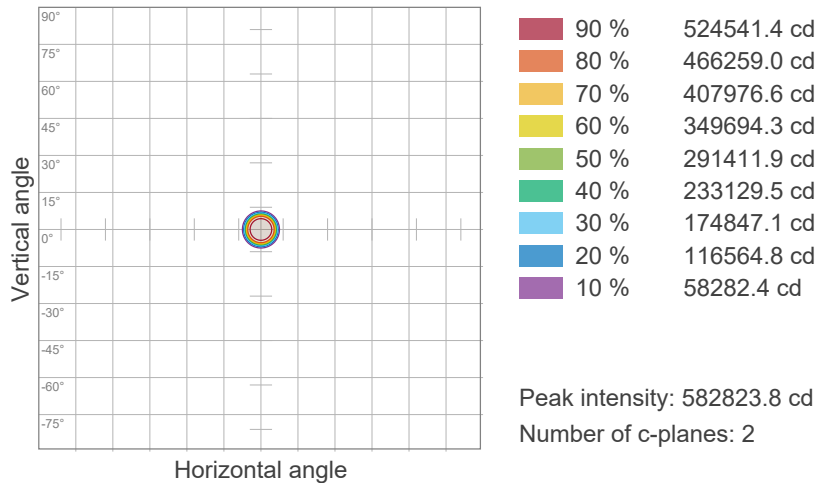
# Photometric & Chromaticity Report

Maverick Storm 1 Flex: 50% Zoom - Full Power - Auto

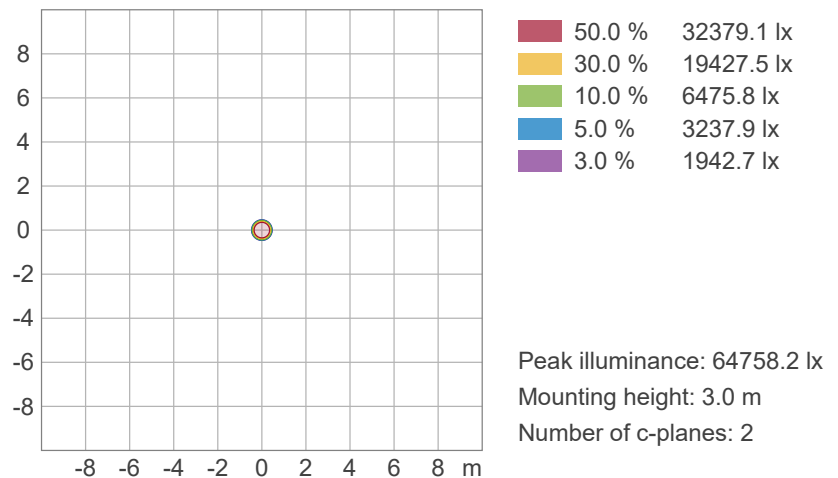


## ISO Diagrams

### ISO Candela Diagram



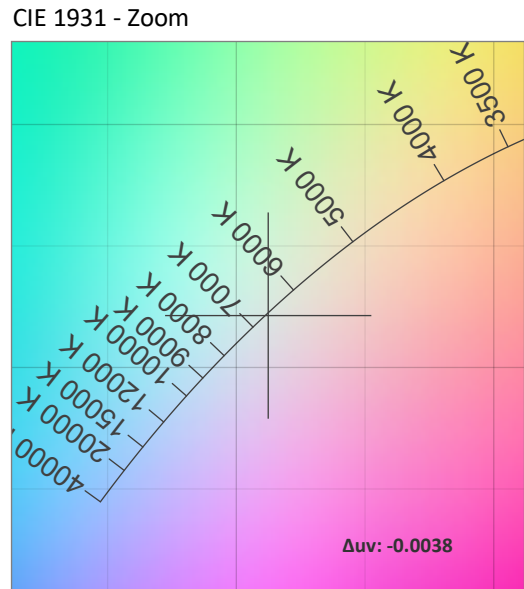
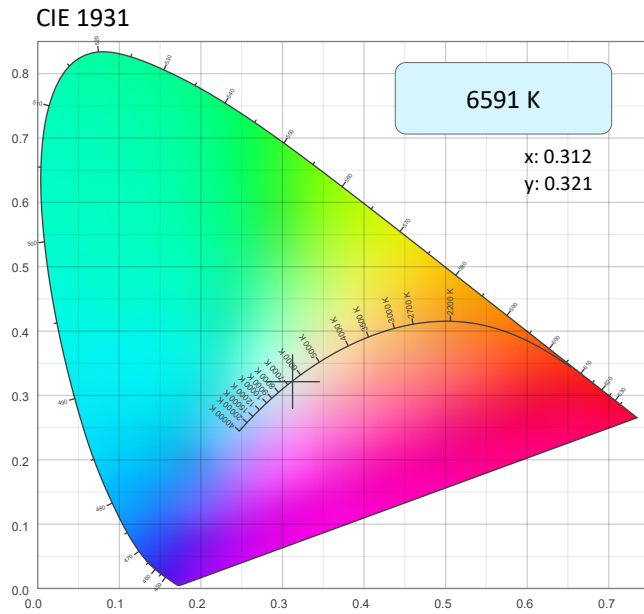
### ISO Lux Diagram



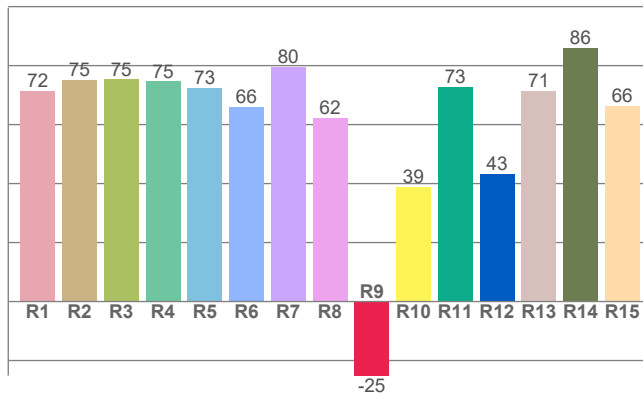
# Photometric & Chromaticity Report

Maverick Storm 1 Flex: 50% Zoom - Full Power - Auto

## Chromaticity



CRI: 72.1 (R1-R8)

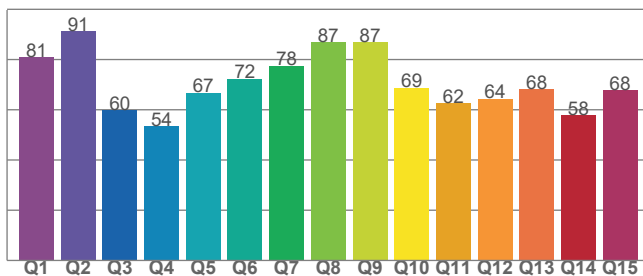


Color Parameters

Color Temperature	Color Coordinate CIE 1931	Color Coordinate CIE 1931
CCT	x	y
6591 K	0.312	0.321

Color Deviation from Black Body Curve	Color Coordinate CIE 1964	Color Coordinate CIE 1964
Δuv	y	u
-0.0038	0.321	0.201

CQS: 69.0



Color Rendering Index	Red Component	Color Quality Scale
CRI	CRI - R9	CQS
72.1	-25.1	69.0

Television Lighting Consistency Index	Color Fidelity	Color Gamut
TLCI	TM30 - Rf	TM30 Rg
48	71.5	94.4

# Photometric & Chromaticity Report

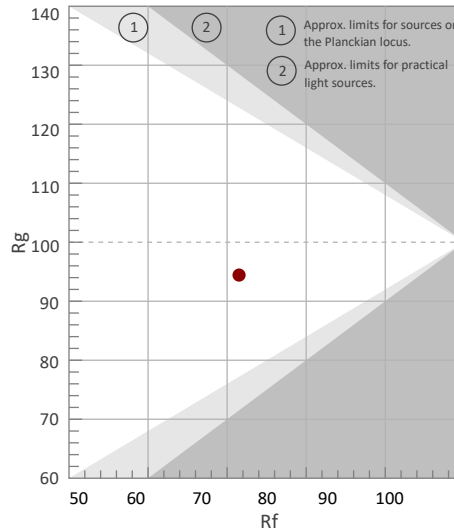
Maverick Storm 1 Flex: 50% Zoom - Full Power - Auto

## TM-30 Details

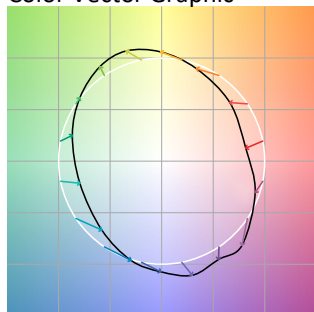
**Rf 71.5**  
Fidelity Index (Rg)

**Rg 94.4**  
Gammut Index (Rg)

Hue Bin	R <sub>f</sub>	Graphic shifts (%)	
		Chroma	Hue
1	68	-18%	-4%
2	70	-13%	10%
3	64	-7%	22%
4	65	4%	22%
5	73	12%	13%
6	85	9%	-1%
7	89	0%	-7%
8	79	-10%	-8%
9	78	-18%	6%
10	61	-15%	23%
11	49	-3%	29%
12	69	5%	20%
13	79	14%	8%
14	79	10%	-7%
15	71	10%	-25%
16	78	-5%	-12%



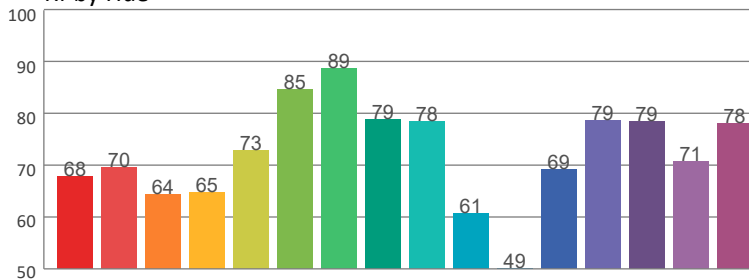
Color Vector Graphic



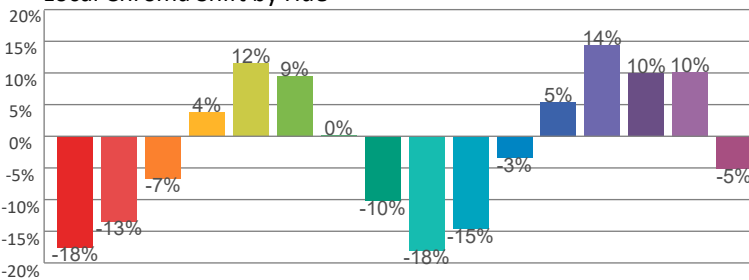
Color Distortion Graphic



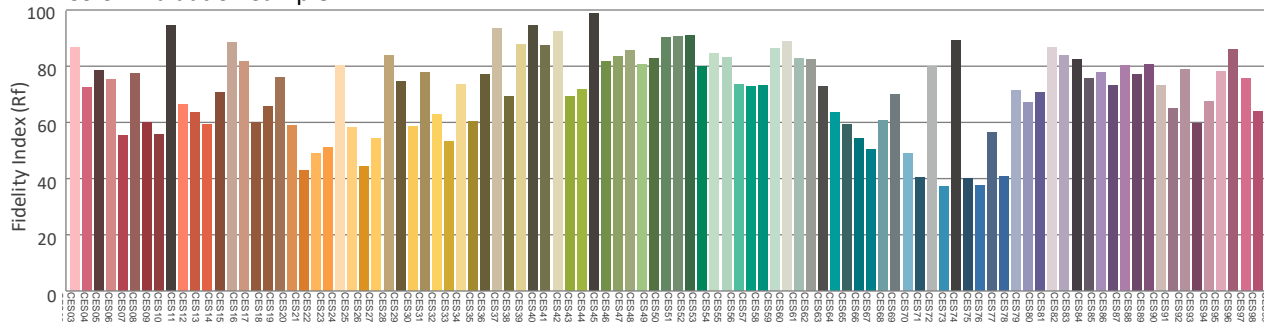
Rf by Hue



Local Chroma Shift by Hue



Color Evaluation Sample



# Photometric & Chromaticity Report

Maverick Storm 1 Flex: 50% Zoom - Full Power - ECO

## Report Summary

### Measurements

Fixture Output: 28636 lm  
Fixture Peak: 588933 cd  
Fixture Efficacy: n/a lm/W  
Intensity @ 5m: 23557 lux  
Color Temperature: 6589 K  
CRI: 72.1    CRI R9 Value: -25.2  
CQS: 69.0  
TLCI: 48  
TM-30 Rf: 71.5  
TM-30 Rg: 94.4  
Beam Angle (50%): 13.6°  
Field Angle (10%): 16.2°  
Cutoff Angle (3%): 18.1°

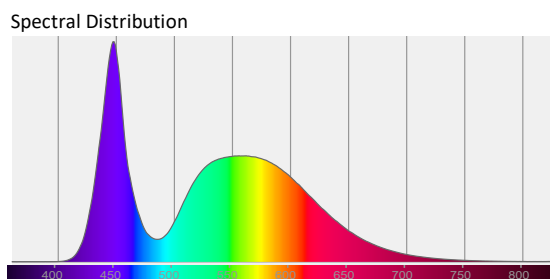
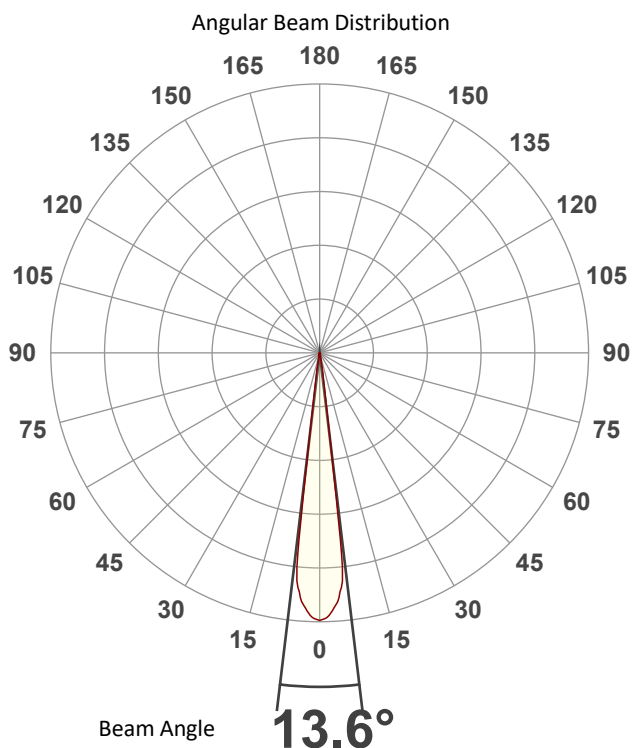


### Conditions

AC Supply: 113 V, 60 Hz  
Power: 0.0 W  
Current: 0.000 A  
Power Factor: n/a

This data sheet conforms to American National Standard E1.9 – 2007 (R2017). All data was measured and calculated by a Viso Systems LabSpion Goniometer at the Chauvet PD Optics Laboratory in Davie, FL on 1/27/2025 to LM-63-2002 Standards.


## Overall Measurement



Tested Color (CIE 1931):

X: 0.312

Y: 0.321



Light Quality

CRI: 72.1

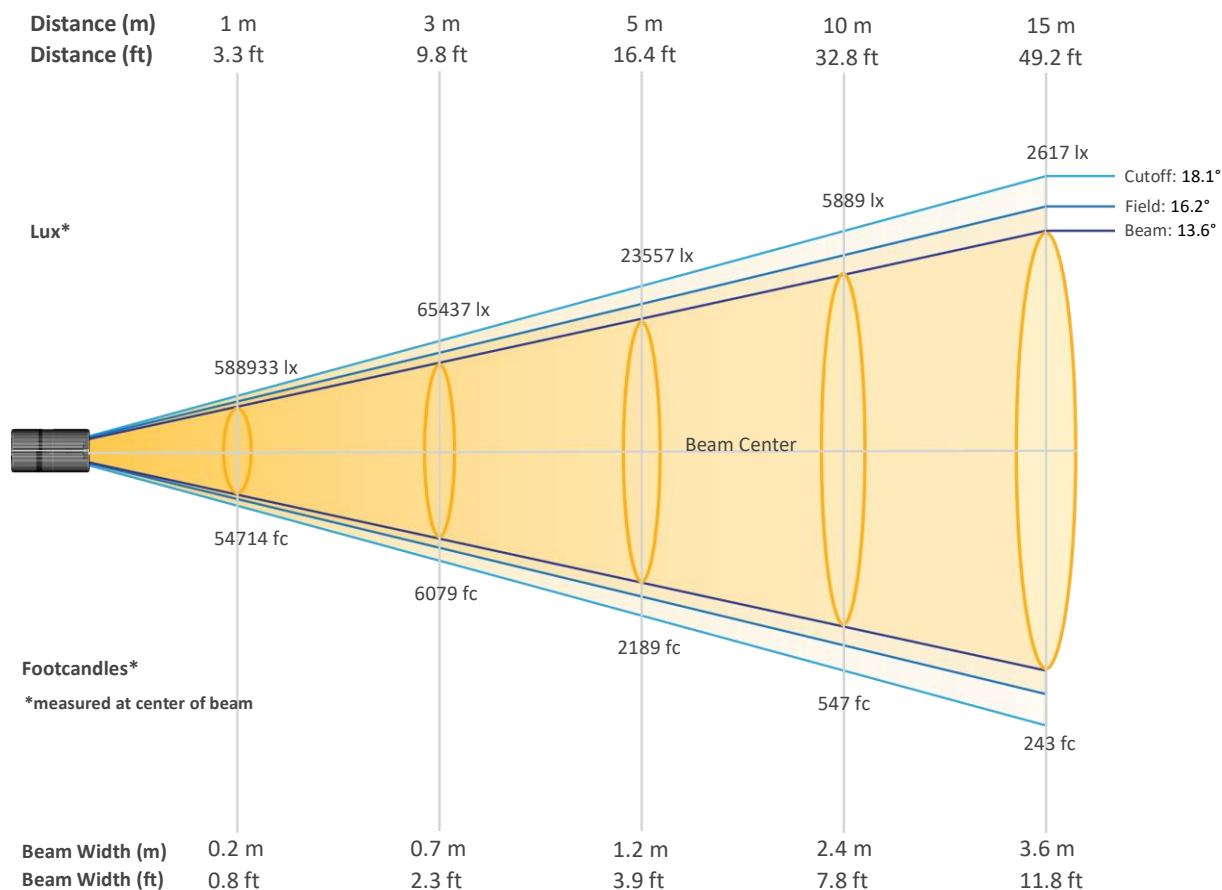
Color Temperature

6589 K

# Photometric & Chromaticity Report

Maverick Storm 1 Flex: 50% Zoom - Full Power - ECO

## Beam Details

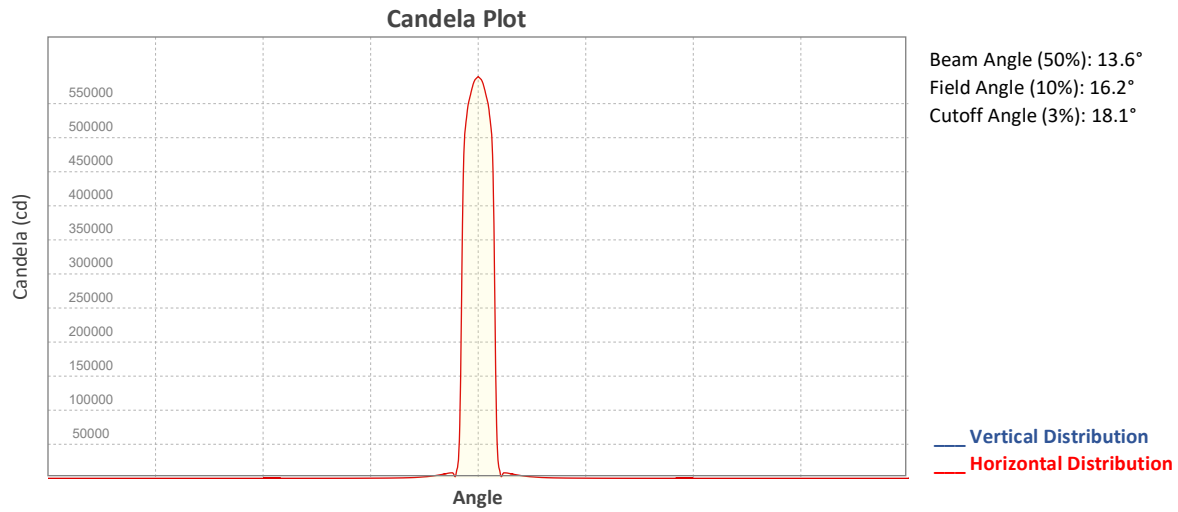


### Beam Intensities from 1-20m (3.3-65.6ft)

Distance	1m	2m	3m	4m	5m	6m	7m	8m	9m	10m
Lux	588933	147233	65437	36808	23557	16359	12019	9202	7271	5889
Distance	11m	12m	13m	14m	15m	16m	17m	18m	19m	20m
Lux	4867	4090	3485	3005	2617	2301	2038	1818	1631	1472
Distance	3.3ft	6.6ft	9.8ft	13.1ft	16.4ft	19.7ft	23ft	26.2ft	29.5ft	32.8ft
FC	54714	13678	6079	3420	2189	1520	1117	855	675	547
Distance	36.1ft	39.4ft	42.7ft	45.9ft	49.2ft	52.5ft	55.8ft	59.1ft	62.3ft	65.6ft
FC	452	380	324	279	243	214	189	169	152	137

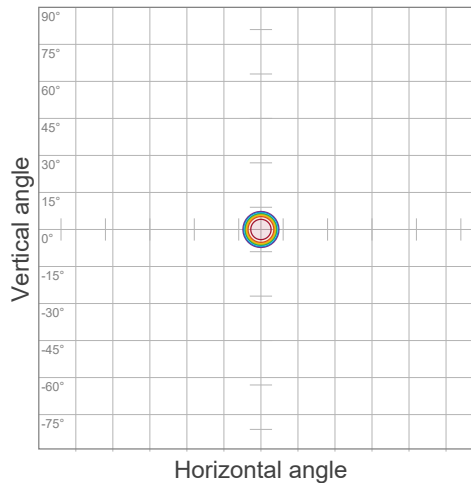
# Photometric & Chromaticity Report

Maverick Storm 1 Flex: 50% Zoom - Full Power - ECO



## ISO Diagrams

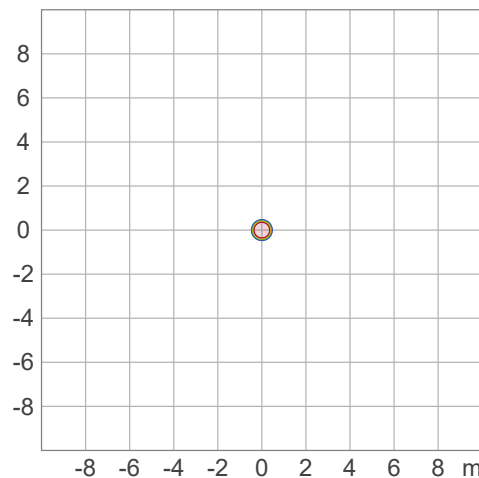
### ISO Candela Diagram



90 %	530039.4 cd
80 %	471146.1 cd
70 %	412252.8 cd
60 %	353359.6 cd
50 %	294466.3 cd
40 %	235573.0 cd
30 %	176679.8 cd
20 %	117786.5 cd
10 %	58893.3 cd

Peak intensity: 588932.6 cd  
 Number of c-planes: 2

### ISO Lux Diagram



50.0 %	32718.5 lx
30.0 %	19631.1 lx
10.0 %	6543.7 lx
5.0 %	3271.8 lx
3.0 %	1963.1 lx

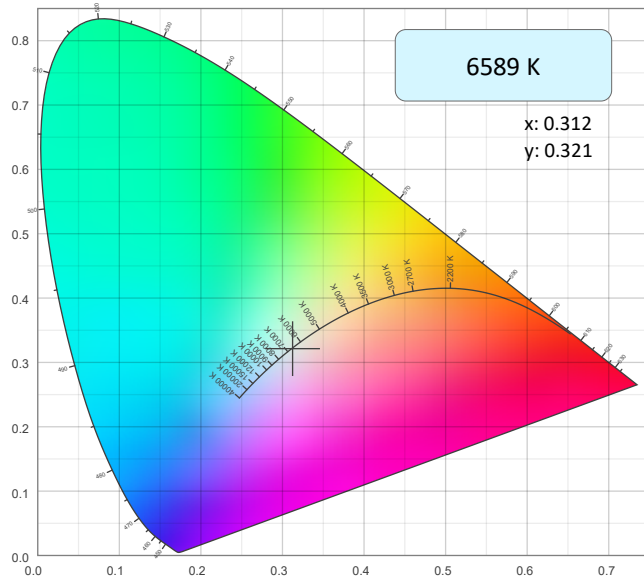
Peak illuminance: 65437.0 lx  
 Mounting height: 3.0 m  
 Number of c-planes: 2

# Photometric & Chromaticity Report

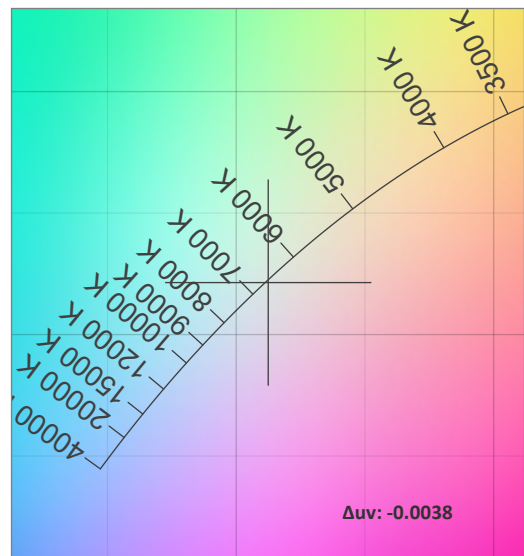
Maverick Storm 1 Flex: 50% Zoom - Full Power - ECO

## Chromaticity

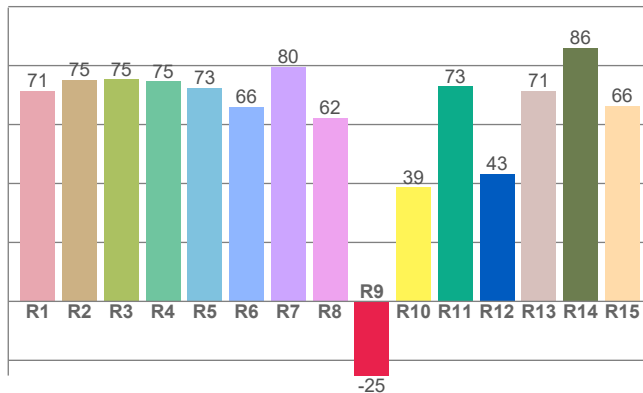
CIE 1931



CIE 1931 - Zoom



CRI: 72.1 (R1-R8)

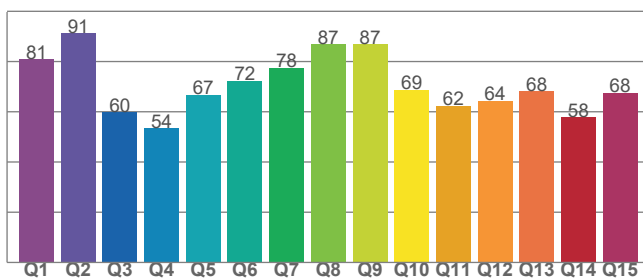


Color Parameters

Color Temperature	Color Coordinate CIE 1931	Color Coordinate CIE 1931
CCT	x	y
6589 K	0.312	0.321

Color Deviation from Black Body Curve	Color Coordinate CIE 1964	Color Coordinate CIE 1964
$\Delta uv$	y	u
-0.0038	0.321	0.201

CQS: 69.0



Color Rendering Index	Red Component	Color Quality Scale
CRI	CRI - R9	CQS
72.1	-25.2	69.0

Television Lighting Consistency Index	Color Fidelity	Color Gamut
TLCI	TM30 - Rf	TM30 Rg
48	71.5	94.4

# Photometric & Chromaticity Report

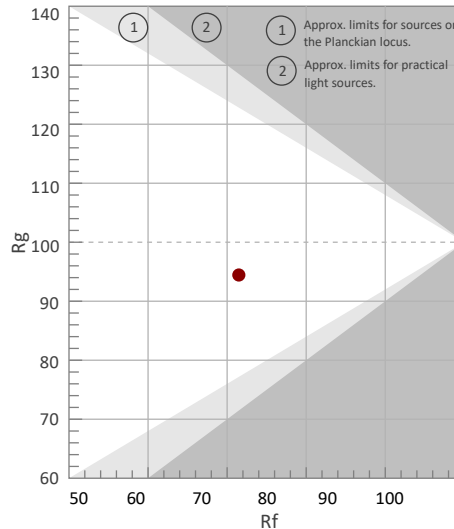
Maverick Storm 1 Flex: 50% Zoom - Full Power - ECO

## TM-30 Details

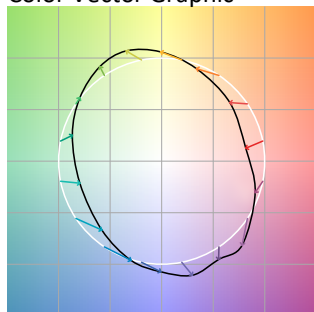
**Rf 71.5**  
Fidelity Index  
(Rg)

**Rg 94.4**  
Gammut Index (Rg)

Hue Bin	R <sub>f</sub>	Graphic shifts (%)	
		Chroma	Hue
1	68	-18%	-4%
2	70	-13%	10%
3	64	-7%	22%
4	65	4%	22%
5	73	12%	13%
6	85	10%	-1%
7	89	0%	-7%
8	79	-10%	-8%
9	78	-18%	5%
10	61	-15%	23%
11	49	-3%	29%
12	69	5%	20%
13	79	14%	8%
14	78	10%	-7%
15	71	10%	-25%
16	78	-5%	-12%



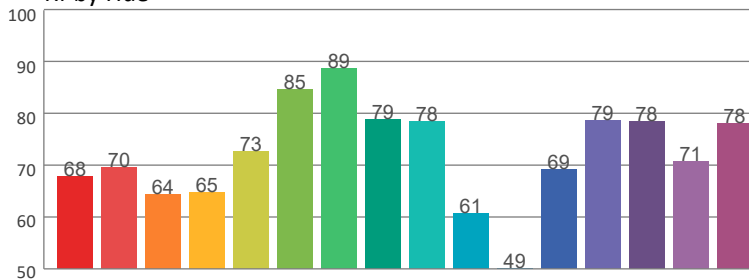
Color Vector Graphic



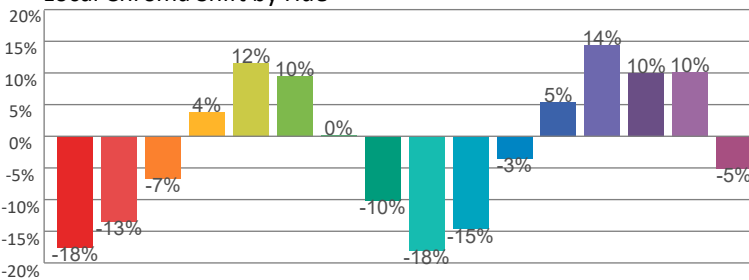
Color Distortion Graphic



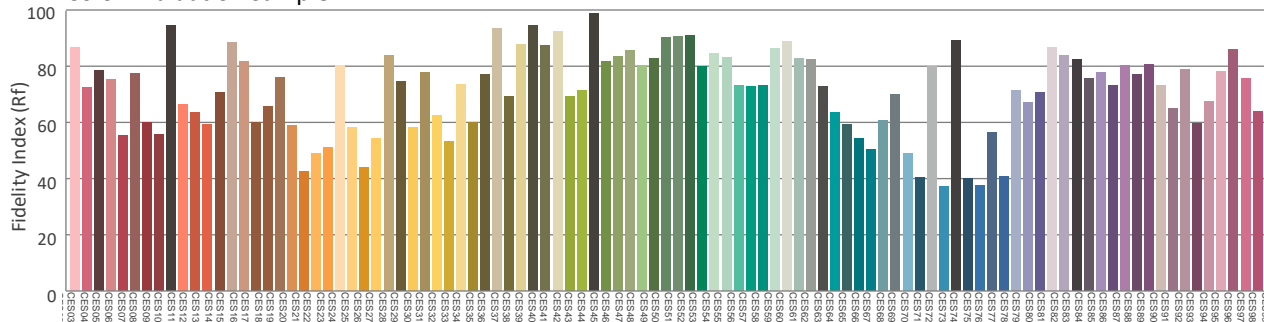
Rf by Hue



Local Chroma Shift by Hue



Color Evaluation Sample





# Photometric & Chromaticity Report

Maverick Storm 1 Flex: 50% Zoom - Full Power - TV25

## Report Summary

### Measurements

Fixture Output: 20832 lm  
Fixture Peak: 424960 cd  
Fixture Efficacy: n/a lm/W  
Intensity @ 5m: 16998 lux  
Color Temperature: 6520 K  
CRI: 71.4    CRI R9 Value: -28.1  
CQS: 68.7  
TLCI: 47  
TM-30 Rf: 70.9  
TM-30 Rg: 94.7  
Beam Angle (50%): 14.1°  
Field Angle (10%): 15.9°  
Cutoff Angle (3%): 16.2°

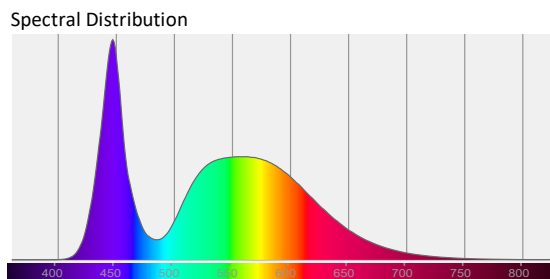
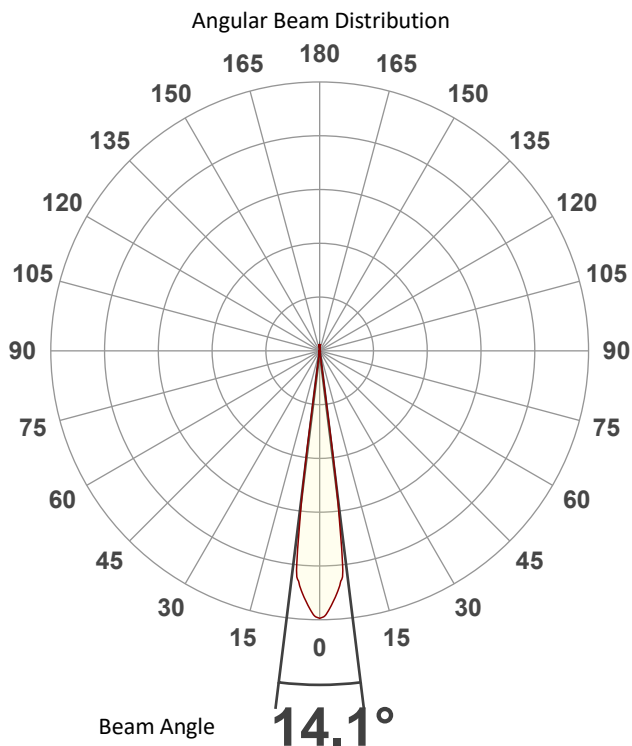


### Conditions

AC Supply: 116 V, 60 Hz  
Power: 0.0 W  
Current: 0.000 A  
Power Factor: n/a

This data sheet conforms to American National Standard E1.9 – 2007 (R2017). All data was measured and calculated by a Viso Systems LabSpion Goniometer at the Chauvet PD Optics Laboratory in Davie, FL on 1/27/2025 to LM-63-2002 Standards.


## Overall Measurement



Tested Color (CIE 1931):

X: 0.313

Y: 0.323



Light Quality

CRI: 71.4

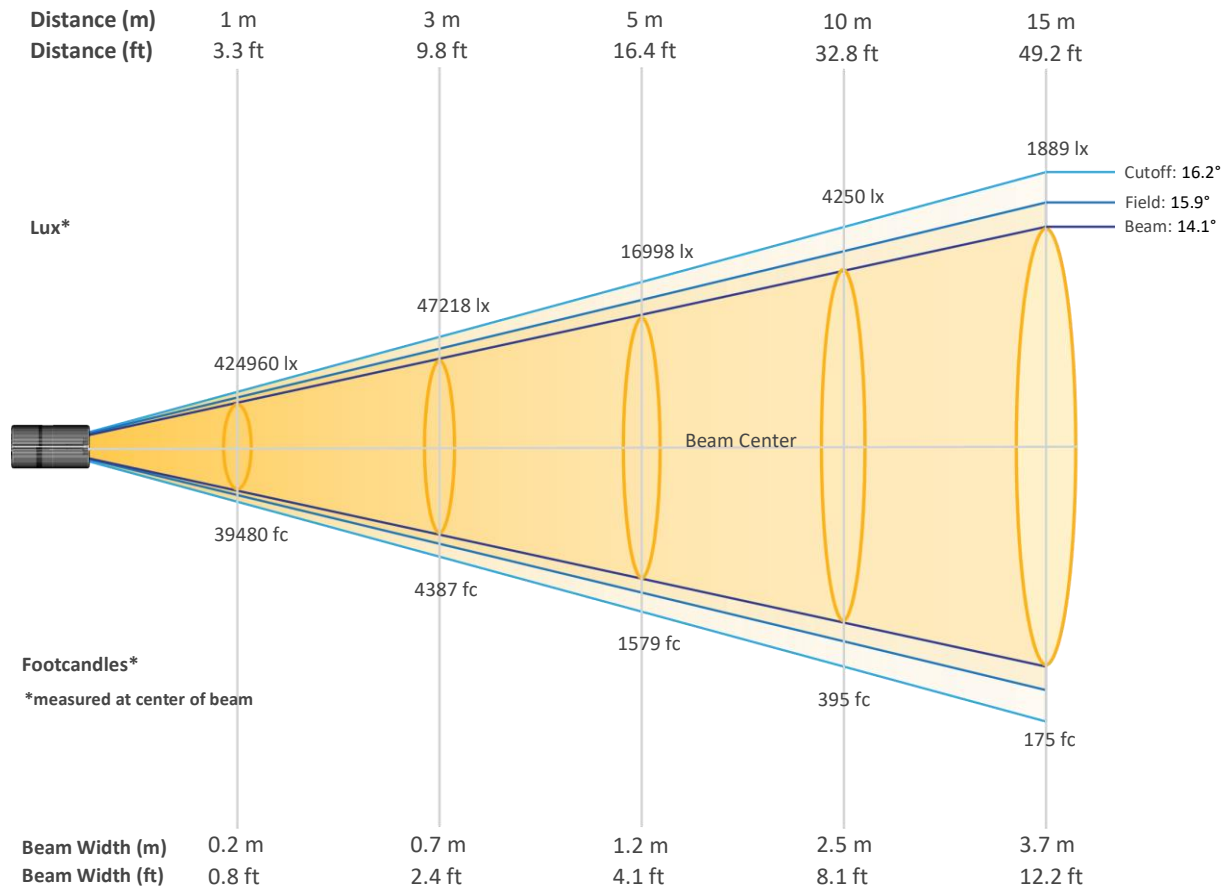
Color Temperature

6520 K

# Photometric & Chromaticity Report

Maverick Storm 1 Flex: 50% Zoom - Full Power - TV25

## Beam Details

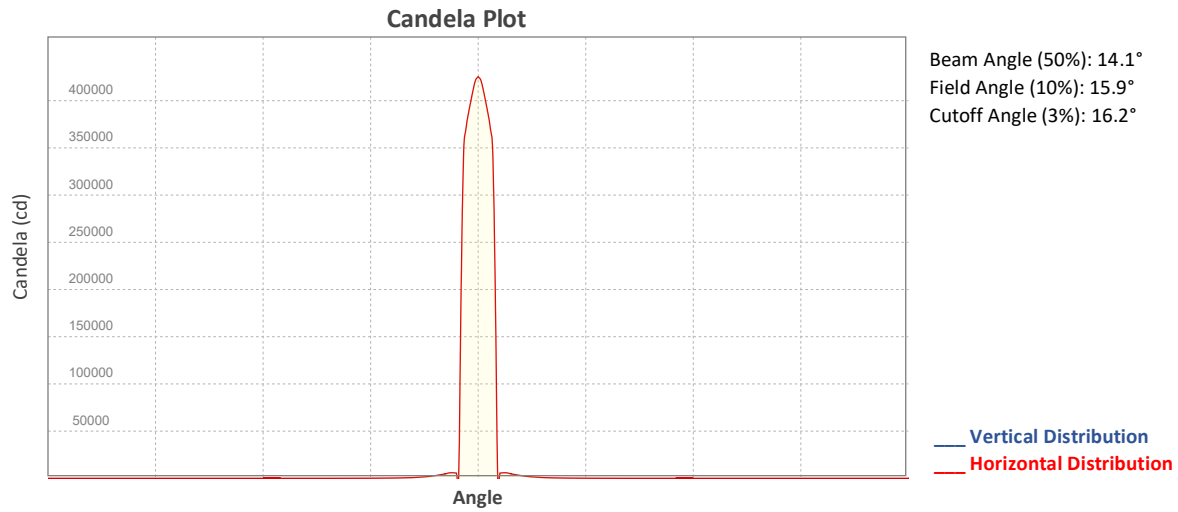


## Beam Intensities from 1-20m (3.3-65.6ft)

Distance	1m	2m	3m	4m	5m	6m	7m	8m	9m	10m
Lux	424960	106240	47218	26560	16998	11804	8673	6640	5246	4250
Distance	11m	12m	13m	14m	15m	16m	17m	18m	19m	20m
Lux	3512	2951	2515	2168	1889	1660	1470	1312	1177	1062
Distance	3.3ft	6.6ft	9.8ft	13.1ft	16.4ft	19.7ft	23ft	26.2ft	29.5ft	32.8ft
FC	39480	9870	4387	2468	1579	1097	806	617	487	395
Distance	36.1ft	39.4ft	42.7ft	45.9ft	49.2ft	52.5ft	55.8ft	59.1ft	62.3ft	65.6ft
FC	326	274	234	201	175	154	137	122	109	99

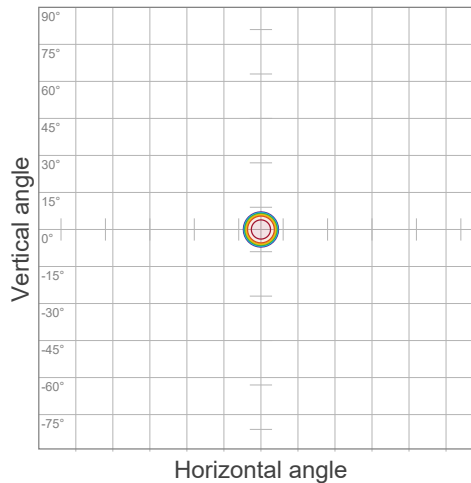
# Photometric & Chromaticity Report

Maverick Storm 1 Flex: 50% Zoom - Full Power - TV25



## ISO Diagrams

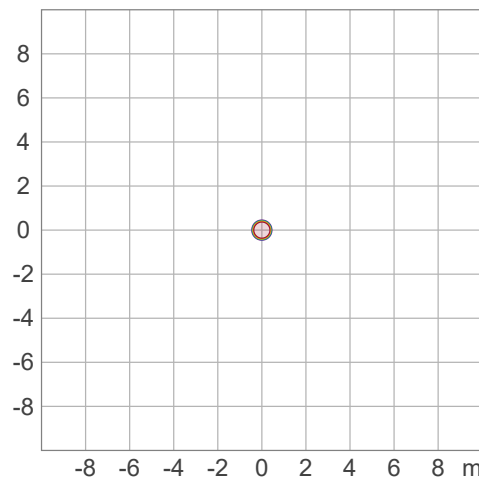
### ISO Candela Diagram



90 %	382463.8 cd
80 %	339967.8 cd
70 %	297471.9 cd
60 %	254975.9 cd
50 %	212479.9 cd
40 %	169983.9 cd
30 %	127487.9 cd
20 %	84992.0 cd
10 %	42496.0 cd

Peak intensity: 424959.8 cd  
 Number of c-planes: 2

### ISO Lux Diagram



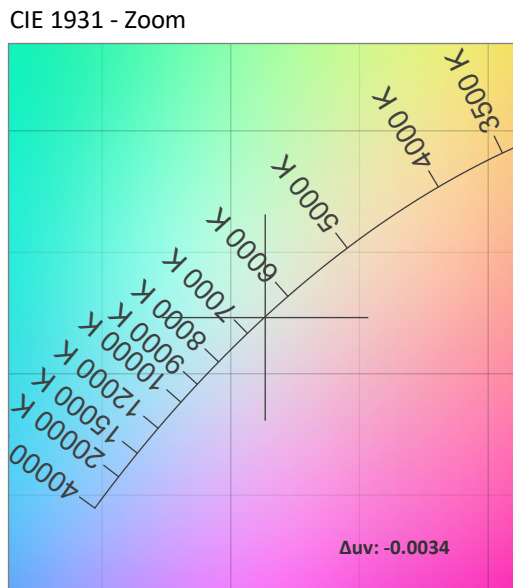
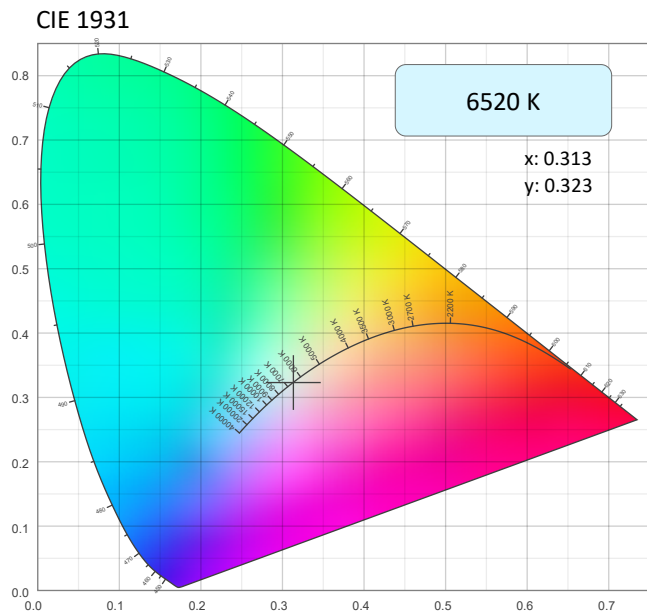
50.0 %	23608.9 lx
30.0 %	14165.3 lx
10.0 %	4721.8 lx
5.0 %	2360.9 lx
3.0 %	1416.5 lx

Peak illuminance: 47217.8 lx  
 Mounting height: 3.0 m  
 Number of c-planes: 2

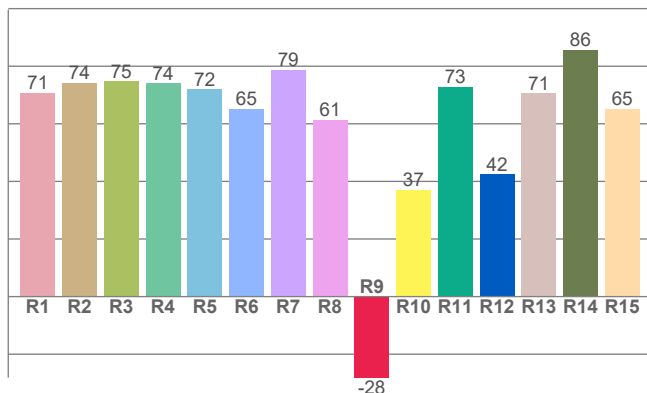
# Photometric & Chromaticity Report

Maverick Storm 1 Flex: 50% Zoom - Full Power - TV25

## Chromaticity



CRI: 71.4 (R1-R8)

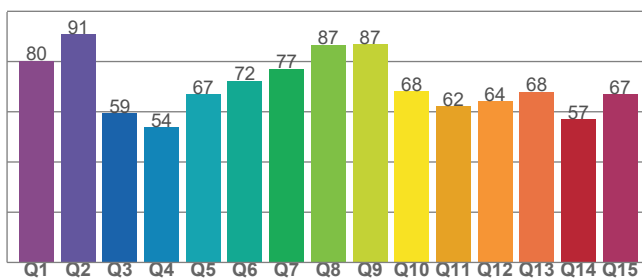


Color Parameters

Color Temperature	Color Coordinate CIE 1931	Color Coordinate CIE 1931
CCT	x	y
6520 K	0.313	0.323

Color Deviation from Black Body Curve	Color Coordinate CIE 1964	Color Coordinate CIE 1964
Δuv	y	u
-0.0034	0.323	0.201

CQS: 68.7



Color Rendering Index	Red Component	Color Quality Scale
CRI	CRI - R9	CQS
71.4	-28.1	68.7

Television Lighting Consistency Index	Color Fidelity	Color Gamut
TLCI	TM30 - Rf	TM30 Rg
47	70.9	94.7

# Photometric & Chromaticity Report

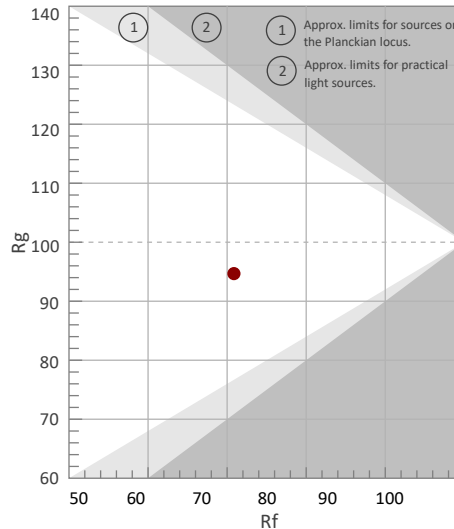
Maverick Storm 1 Flex: 50% Zoom - Full Power - TV25

## TM-30 Details

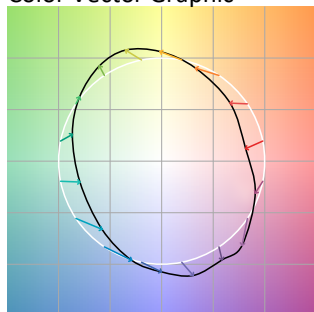
**Rf 70.9**  
Fidelity Index (Rg)

**Rg 94.7**  
Gammut Index (Rg)

Hue Bin	Graphic shifts (%)		
	R <sub>f</sub>	Chroma	Hue
1	67	-18%	-4%
2	74	-14%	10%
3	60	-7%	23%
4	64	4%	22%
5	72	12%	13%
6	84	10%	-1%
7	88	1%	-8%
8	78	-10%	-9%
9	78	-18%	4%
10	61	-15%	23%
11	48	-4%	29%
12	68	5%	21%
13	79	15%	8%
14	76	12%	-4%
15	71	10%	-25%
16	77	-5%	-13%



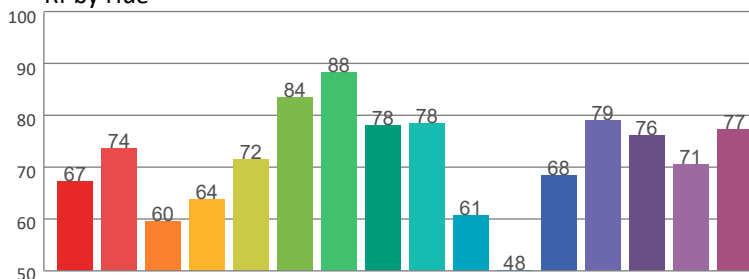
Color Vector Graphic



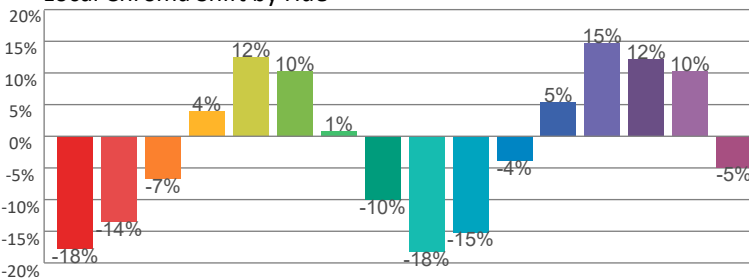
Color Distortion Graphic



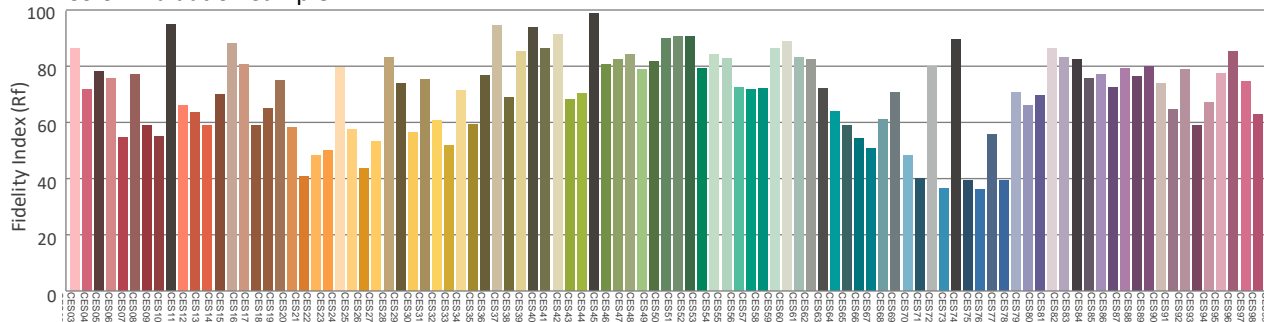
Rf by Hue



Local Chroma Shift by Hue



Color Evaluation Sample



# Photometric & Chromaticity Report

Maverick Storm 1 Flex: Full Flood- Full Power-Beam Frost

## Report Summary

### Measurements

Fixture Output: 26625 lm  
Fixture Peak: 61012 cd  
Fixture Efficacy: n/a lm/W  
Intensity @ 5m: 2440 lux  
Color Temperature: 6512 K  
CRI: 71.5    CRI R9 Value: -28.3  
CQS: 68.8  
TLCI: 48  
TM-30 Rf: 71.2  
TM-30 Rg: 94.3  
Beam Angle (50%): 42.6°  
Field Angle (10%): 49.4°  
Cutoff Angle (3%): 54.6°

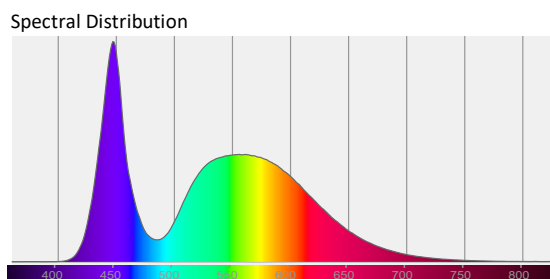
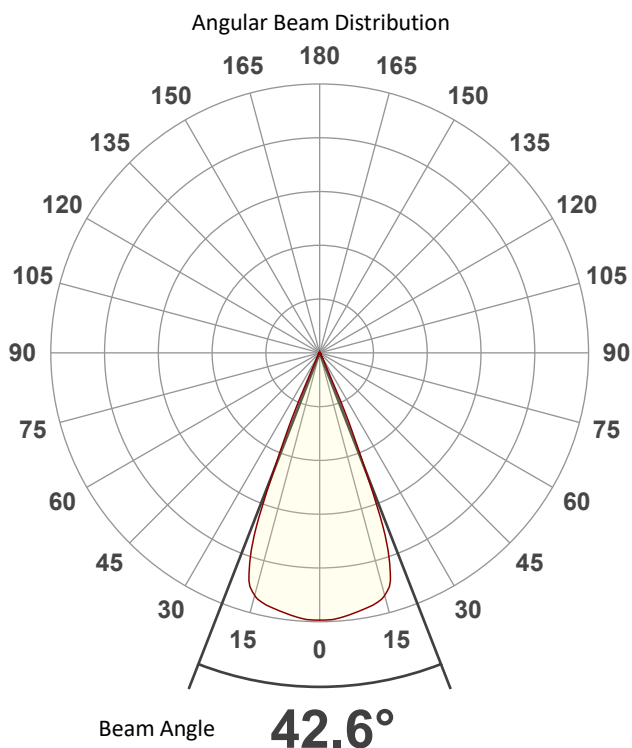


### Conditions

AC Supply: 114 V, 60 Hz  
Power: 0.0 W  
Current: 0.000 A  
Power Factor: n/a

This data sheet conforms to American National Standard E1.9 – 2007 (R2017). All data was measured and calculated by a Viso Systems LabSpion Goniometer at the Chauvet PD Optics Laboratory in Davie, FL on 1/27/2025 to LM-63-2002 Standards.


## Overall Measurement



Tested Color (CIE 1931):

X: 0.313

Y: 0.324



Light Quality

CRI: 71.5

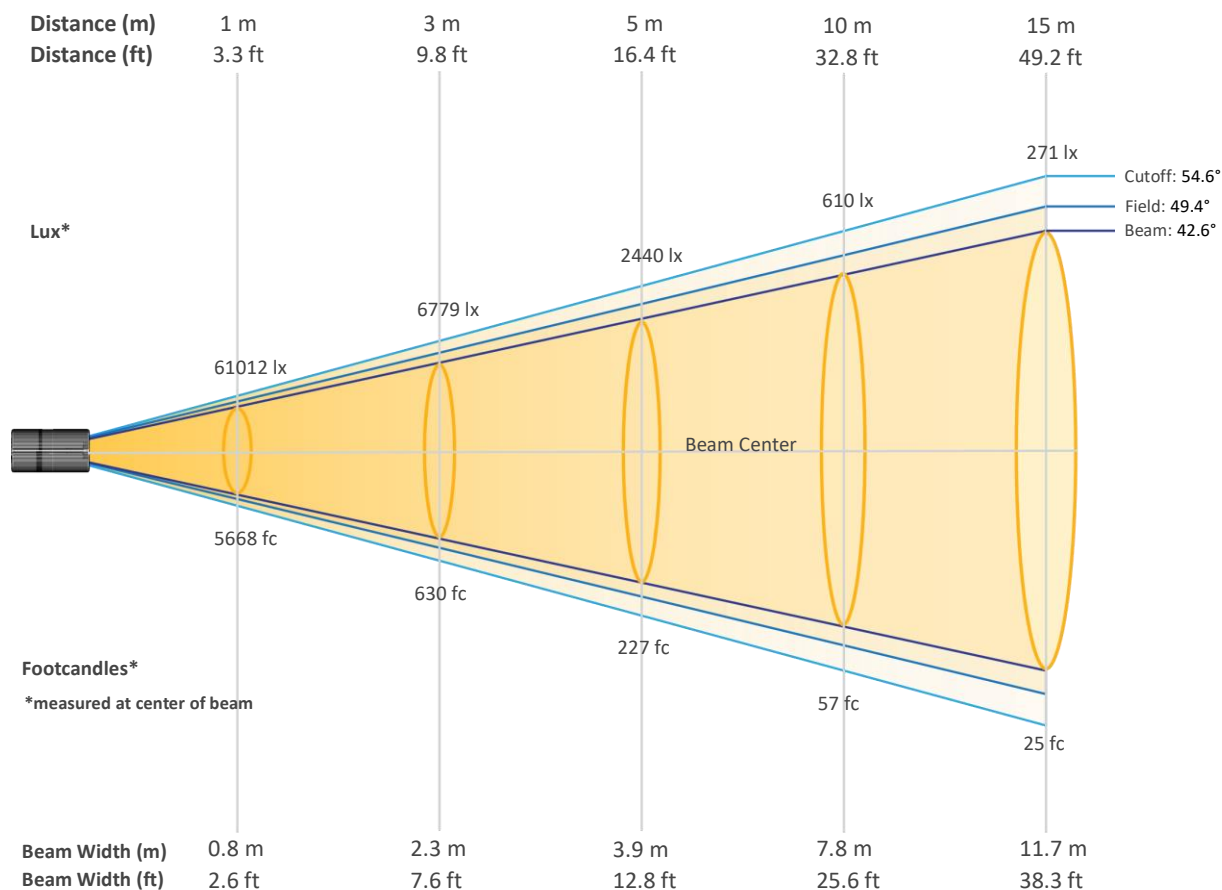
Color Temperature

6512 K

# Photometric & Chromaticity Report

Maverick Storm 1 Flex: Full Flood- Full Power-Beam Frost

## Beam Details

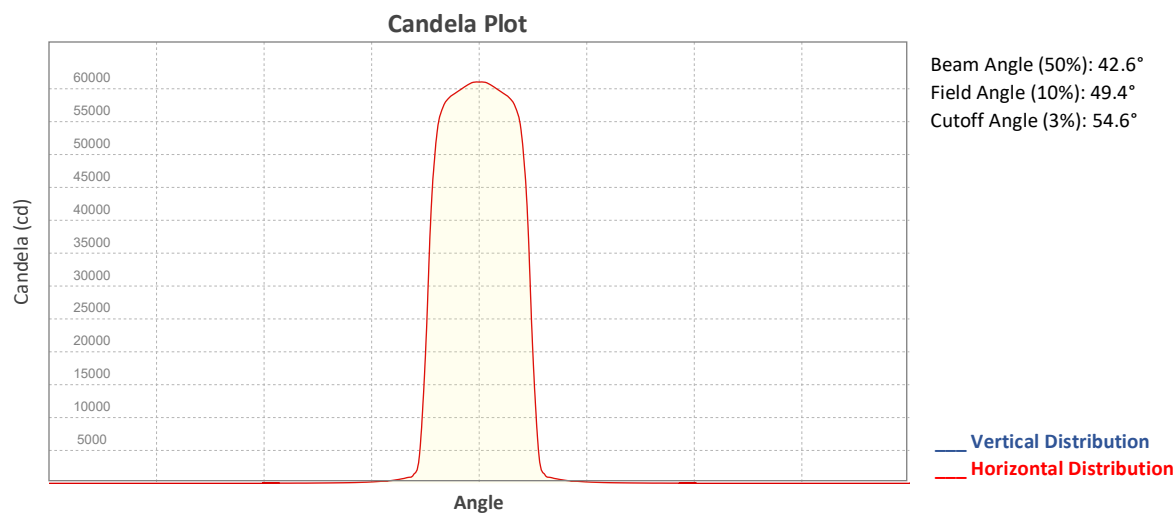


### Beam Intensities from 1-20m (3.3-65.6ft)

Distance	1m	2m	3m	4m	5m	6m	7m	8m	9m	10m
Lux	61012	15253	6779	3813	2440	1695	1245	953	753	610
Distance	11m	12m	13m	14m	15m	16m	17m	18m	19m	20m
Lux	504	424	361	311	271	238	211	188	169	153
Distance	3.3ft	6.6ft	9.8ft	13.1ft	16.4ft	19.7ft	23ft	26.2ft	29.5ft	32.8ft
FC	5668	1417	630	354	227	157	116	89	70	57
Distance	36.1ft	39.4ft	42.7ft	45.9ft	49.2ft	52.5ft	55.8ft	59.1ft	62.3ft	65.6ft
FC	47	39	34	29	25	22	20	17	16	14

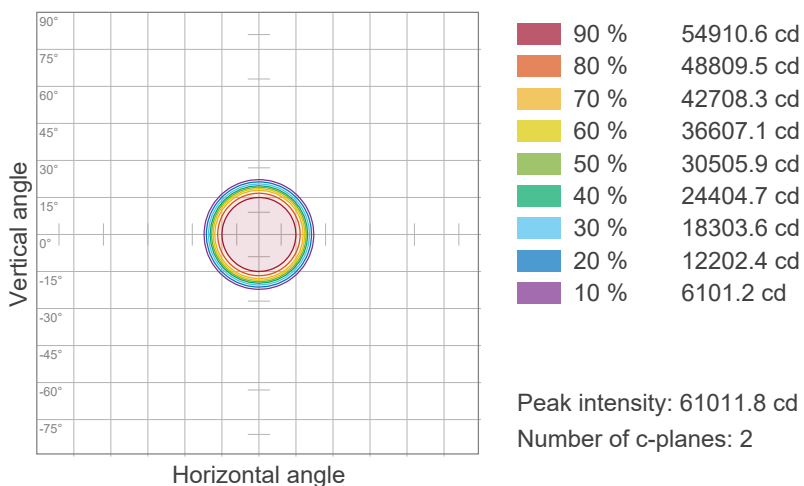
# Photometric & Chromaticity Report

Maverick Storm 1 Flex: Full Flood- Full Power-Beam Frost

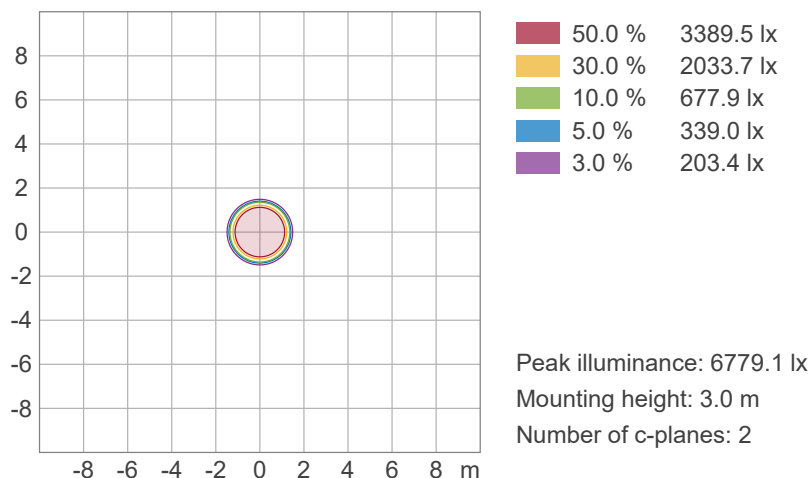


## ISO Diagrams

### ISO Candela Diagram



### ISO Lux Diagram



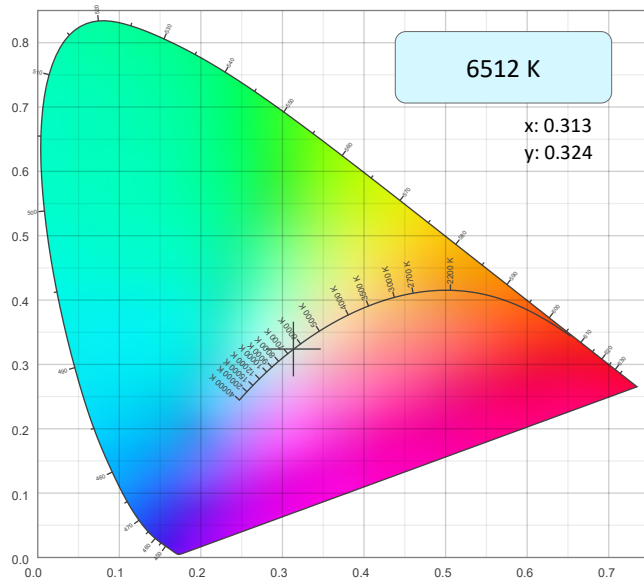


# Photometric & Chromaticity Report

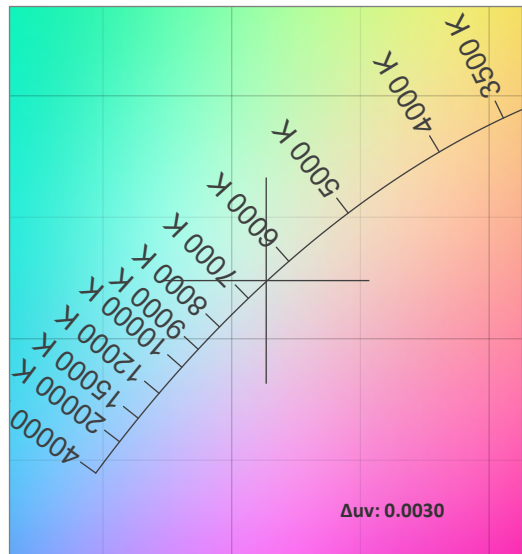
Maverick Storm 1 Flex: Full Flood- Full Power-Beam Frost

## Chromaticity

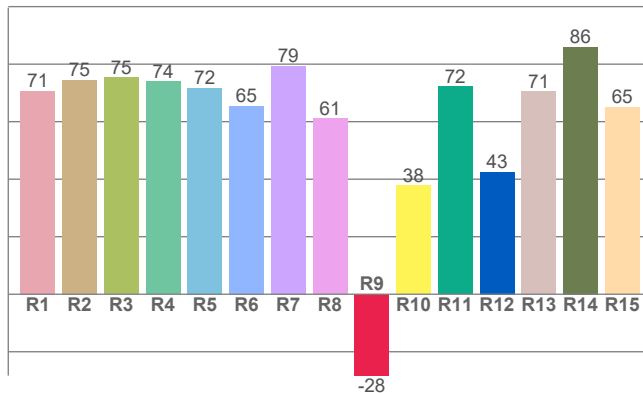
CIE 1931



CIE 1931 - Zoom



CRI: 71.5 (R1-R8)

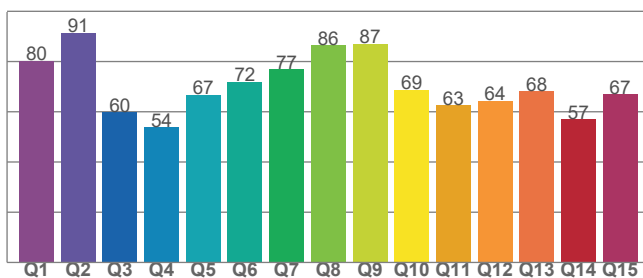


Color Parameters

Color Temperature	Color Coordinate CIE 1931	Color Coordinate CIE 1931
CCT	x	y
6512 K	0.313	0.324

Color Deviation from Black Body Curve	Color Coordinate CIE 1964	Color Coordinate CIE 1964
$\Delta uv$	y	u
0.0030	0.324	0.200

CQS: 68.8



Color Rendering Index	Red Component	Color Quality Scale
CRI	CRI - R9	CQS
71.5	-28.3	68.8

Television Lighting Consistency Index	Color Fidelity	Color Gamut
TLCI	TM30 - Rf	TM30 Rg
48	71.2	94.3

# Photometric & Chromaticity Report

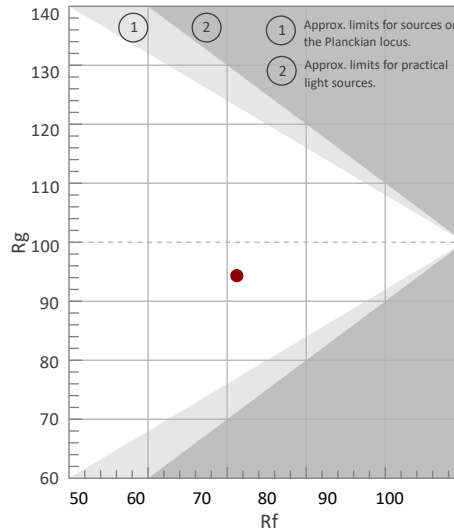
Maverick Storm 1 Flex: Full Flood- Full Power-Beam Frost

## TM-30 Details

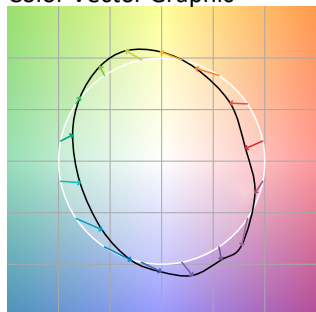
**Rf 71.2**  
Fidelity Index  
(Rg)

**Rg 94.3**  
Gammut Index (Rg)

Hue Bin	Graphic shifts (%)		
	R <sub>f</sub>	Chroma	Hue
1	67	-18%	-4%
2	74	-13%	10%
3	60	-7%	22%
4	65	4%	22%
5	72	12%	13%
6	84	10%	-1%
7	88	0%	-8%
8	78	-10%	-8%
9	78	-18%	5%
10	61	-15%	23%
11	49	-4%	29%
12	69	5%	20%
13	80	14%	8%
14	76	12%	-5%
15	70	10%	-25%
16	77	-5%	-13%



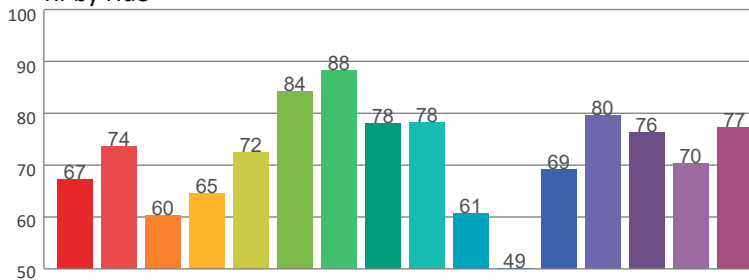
Color Vector Graphic



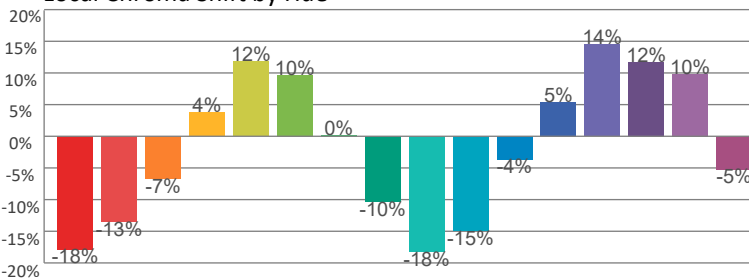
Color Distortion Graphic



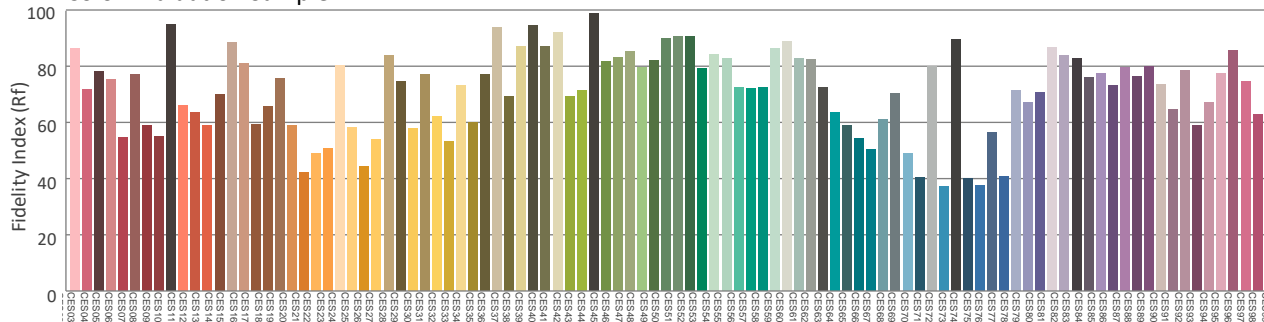
Rf by Hue



Local Chroma Shift by Hue



Color Evaluation Sample



# Photometric & Chromaticity Report

Maverick Storm 1 Flex: Full Flood- Full Power-Spot Frost

## Report Summary

### Measurements

Fixture Output: 30203 lm  
Fixture Peak: 61949 cd  
Fixture Efficacy: n/a lm/W  
Intensity @ 5m: 2478 lux  
Color Temperature: 6644 K  
CRI: 71.7    CRI R9 Value: -27.2  
CQS: 68.8  
TLCI: 48  
TM-30 Rf: 71.2  
TM-30 Rg: 94.2  
Beam Angle (50%): 45.8°  
Field Angle (10%): 53.1°  
Cutoff Angle (3%): 57°

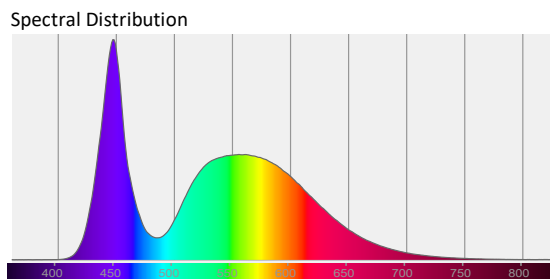
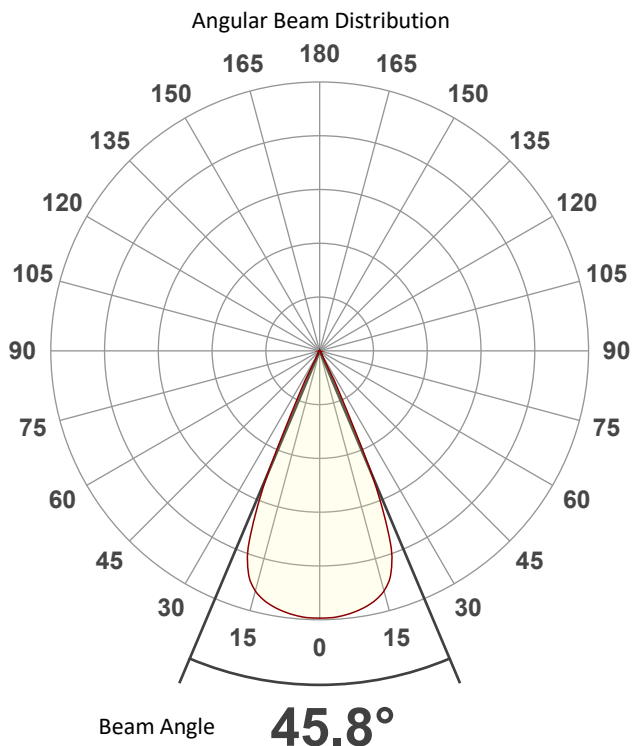


### Conditions

AC Supply: 114 V, 60 Hz  
Power: 0.0 W  
Current: 0.000 A  
Power Factor: n/a

This data sheet conforms to American National Standard E1.9 – 2007 (R2017). All data was measured and calculated by a Viso Systems LabSpion Goniometer at the Chauvet PD Optics Laboratory in Davie, FL on 1/27/2025 to LM-63-2002 Standards.


## Overall Measurement



Tested Color (CIE 1931):

X: 0.311

Y: 0.321



Light Quality

CRI: 71.7



Color Temperature

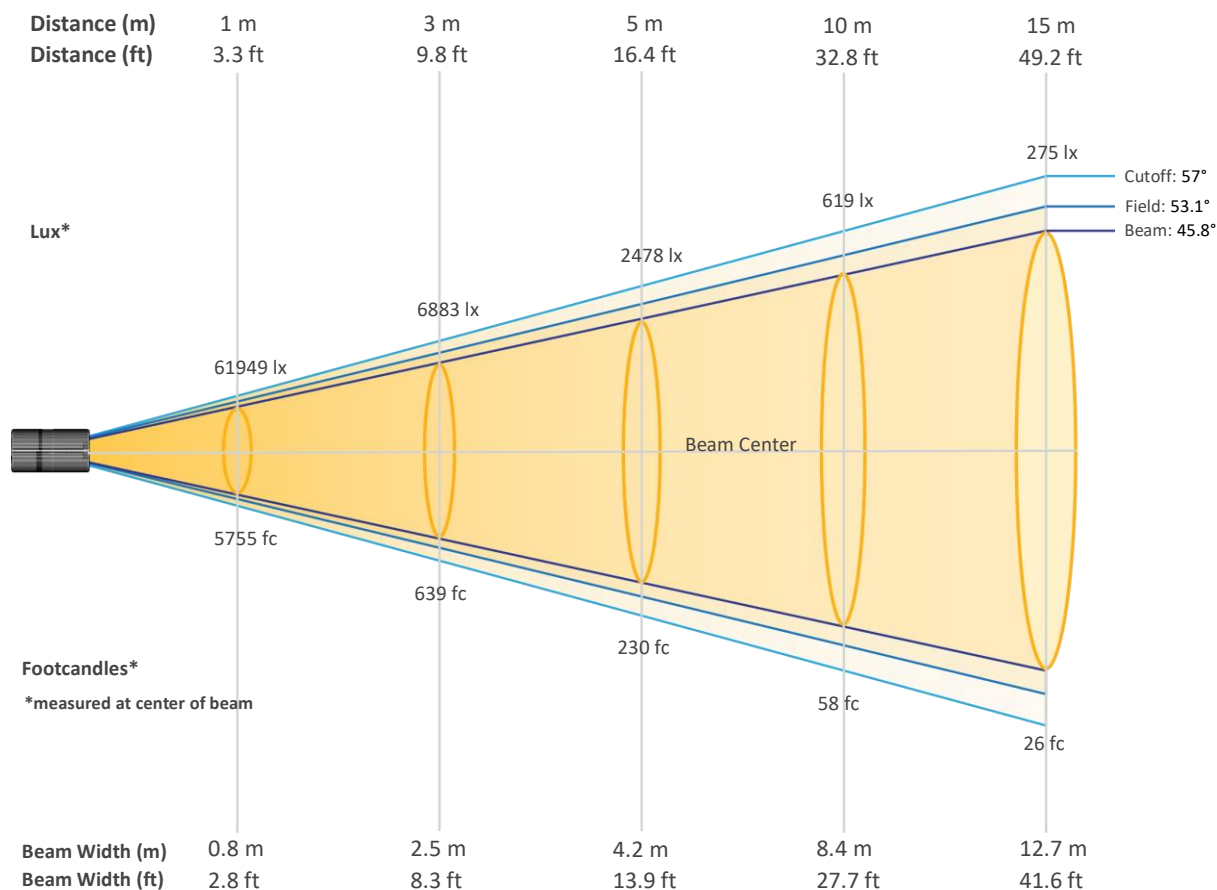
6644 K



# Photometric & Chromaticity Report

Maverick Storm 1 Flex: Full Flood- Full Power-Spot Frost

## Beam Details

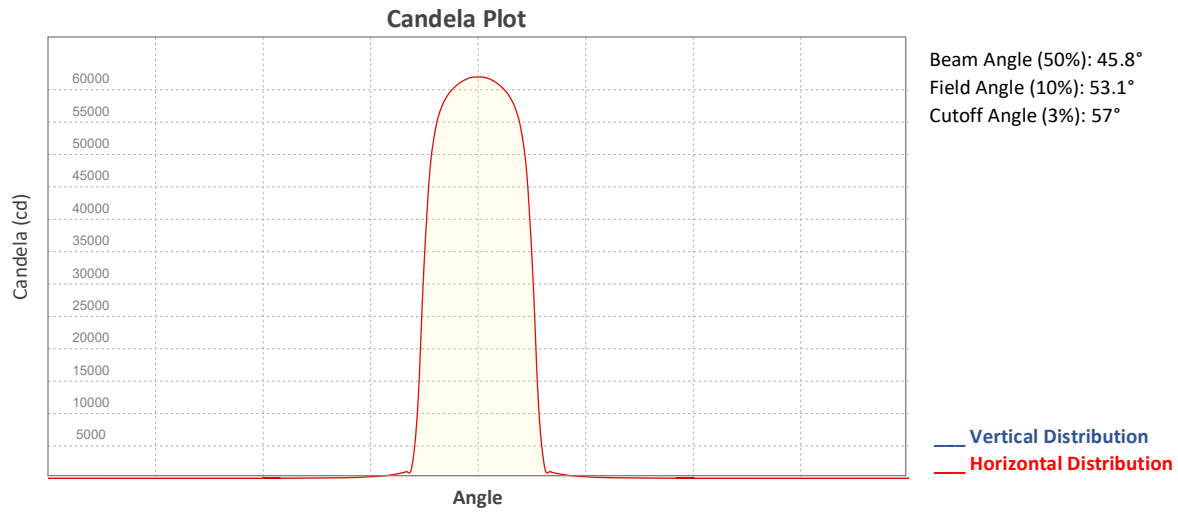


### Beam Intensities from 1-20m (3.3-65.6ft)

Distance	1m	2m	3m	4m	5m	6m	7m	8m	9m	10m
Lux	61949	15487	6883	3872	2478	1721	1264	968	765	619
<b>Distance</b>	<b>11m</b>	<b>12m</b>	<b>13m</b>	<b>14m</b>	<b>15m</b>	<b>16m</b>	<b>17m</b>	<b>18m</b>	<b>19m</b>	<b>20m</b>
Lux	512	430	367	316	275	242	214	191	172	155
<b>Distance</b>	<b>3.3ft</b>	<b>6.6ft</b>	<b>9.8ft</b>	<b>13.1ft</b>	<b>16.4ft</b>	<b>19.7ft</b>	<b>23ft</b>	<b>26.2ft</b>	<b>29.5ft</b>	<b>32.8ft</b>
FC	5755	1439	639	360	230	160	117	90	71	58
<b>Distance</b>	<b>36.1ft</b>	<b>39.4ft</b>	<b>42.7ft</b>	<b>45.9ft</b>	<b>49.2ft</b>	<b>52.5ft</b>	<b>55.8ft</b>	<b>59.1ft</b>	<b>62.3ft</b>	<b>65.6ft</b>
FC	48	40	34	29	26	22	20	18	16	14

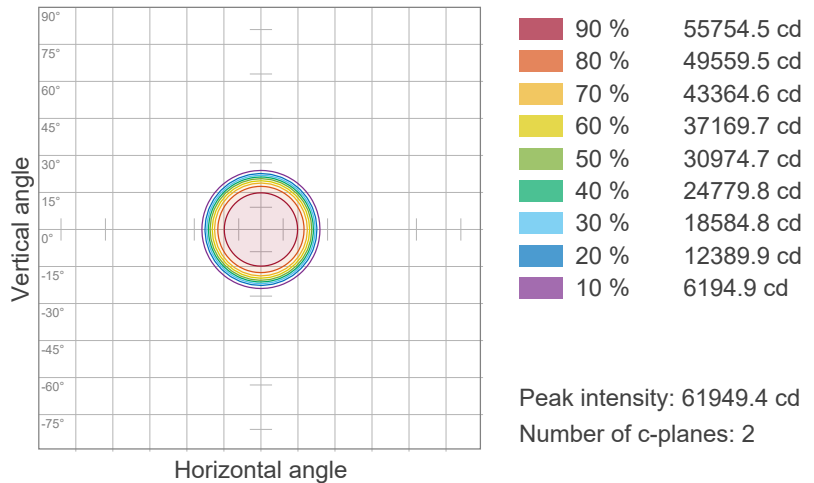
# Photometric & Chromaticity Report

Maverick Storm 1 Flex: Full Flood- Full Power-Spot Frost

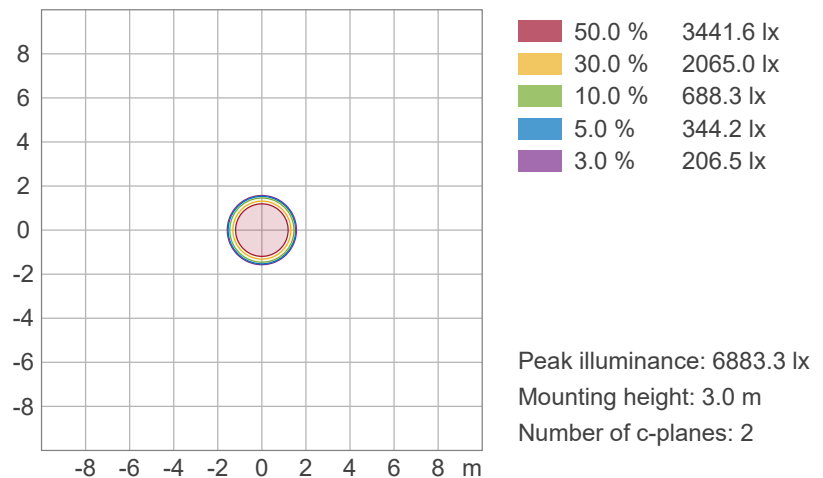


## ISO Diagrams

### ISO Candela Diagram



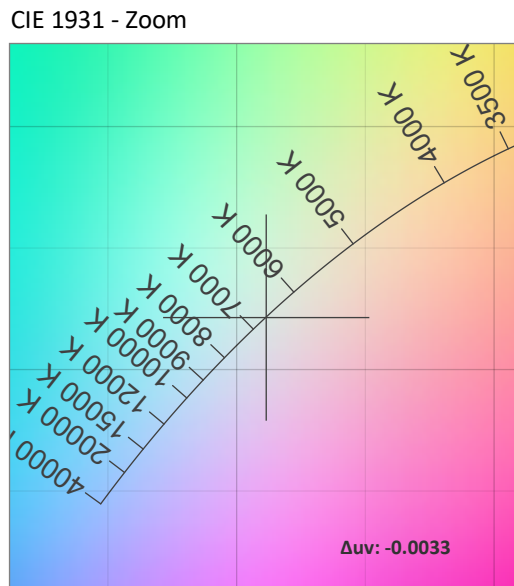
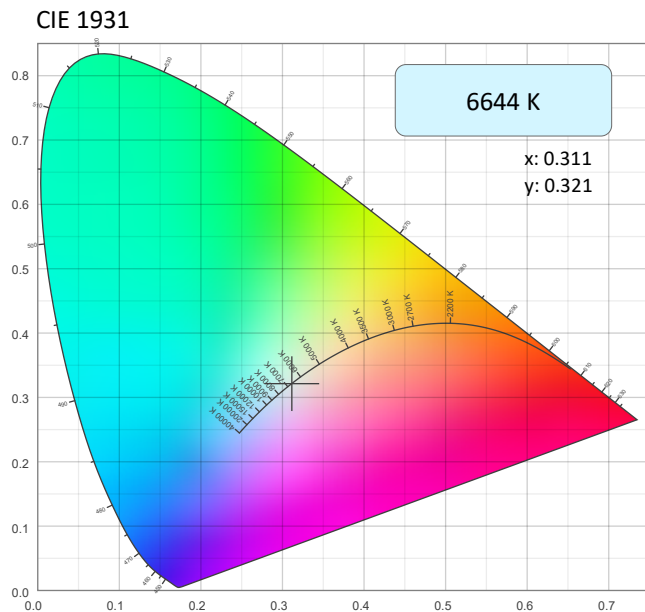
### ISO Lux Diagram



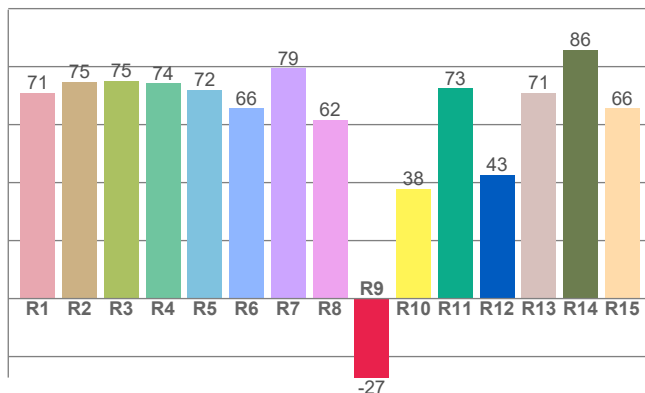
# Photometric & Chromaticity Report

Maverick Storm 1 Flex: Full Flood -Full Power-Spot Frost

## Chromaticity



CRI: 71.7 (R1-R8)

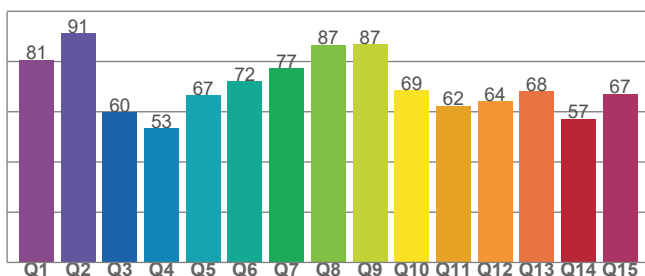


Color Parameters

Color Temperature	Color Coordinate CIE 1931	Color Coordinate CIE 1931
CCT	x	y
6644 K	0.311	0.321

Color Deviation from Black Body Curve	Color Coordinate CIE 1964	Color Coordinate CIE 1964
Δuv	y	u
-0.0033	0.321	0.200

CQS: 68.8



Color Rendering Index	Red Component	Color Quality Scale
CRI	CRI - R9	CQS
71.7	-27.2	68.8

Television Lighting Consistency Index	Color Fidelity	Color Gamut
TLCI	TM30 - Rf	TM30 Rg
48	71.2	94.2



# Photometric & Chromaticity Report

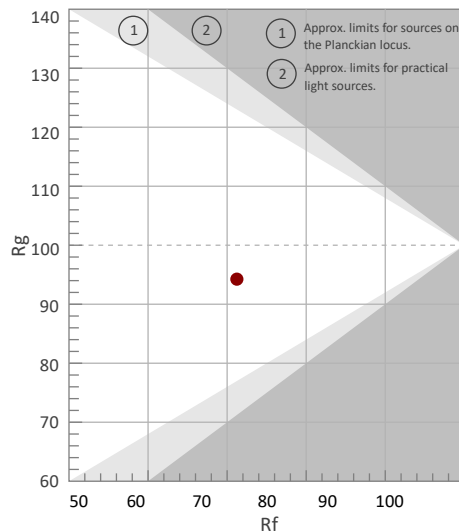
Maverick Storm 1 Flex: Full Flood -Full Power-Spot Frost

## TM-30 Details

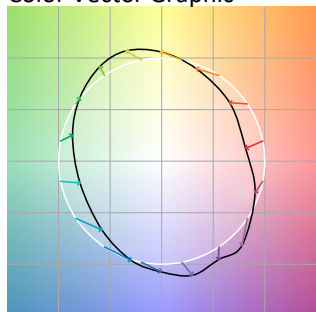
**Rf 71.2**  
Fidelity Index (Rg)

**Rg 94.2**  
Gammut Index (Rg)

Hue Bin	Graphic shifts (%)		
	R <sub>f</sub>	Chroma	Hue
1	67	-18%	-4%
2	69	-14%	10%
3	64	-7%	22%
4	65	4%	22%
5	73	12%	13%
6	84	10%	-1%
7	88	0%	-7%
8	78	-10%	-8%
9	78	-18%	5%
10	60	-15%	23%
11	48	-4%	29%
12	69	5%	20%
13	78	14%	8%
14	78	10%	-7%
15	70	10%	-25%
16	78	-5%	-12%



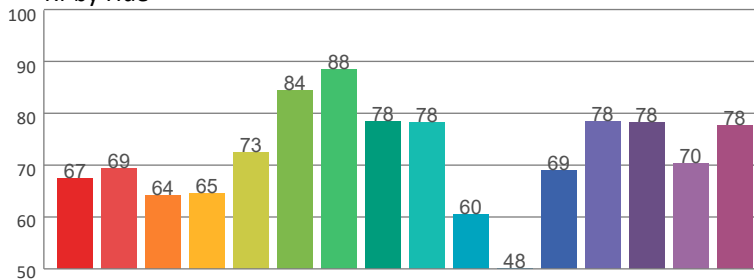
Color Vector Graphic



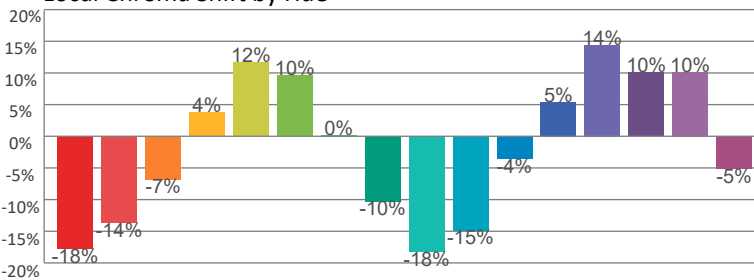
Color Distortion Graphic



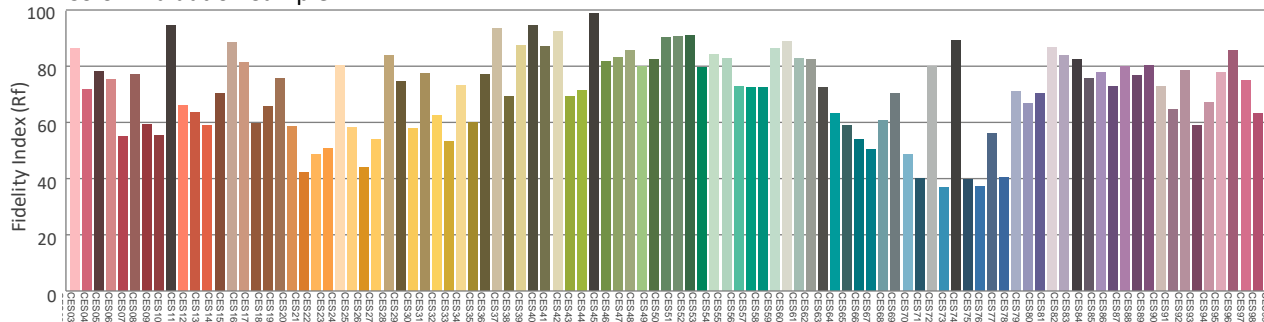
Rf by Hue



Local Chroma Shift by Hue



Color Evaluation Sample



## Contact Us

General Information	Technical Support
<b>Chauvet World Headquarters</b>	
Address: 3360 Davie Rd., Suite 509 Davie, FL 33314 Voice: (954) 577-4455 Fax: (954) 929-5560 Toll Free: (800) 762-1084	Voice: (844) 393-7575 Fax: (954) 756-8015 Email: <a href="mailto:chauvetcs@chauvetlighting.com">chauvetcs@chauvetlighting.com</a> Website: <a href="http://www.chauvetdj.com">www.chauvetdj.com</a>
<b>Chauvet U.K.</b>	
Address: Pod 1 EVO Park Little Oak Drive, Sherwood Park Nottinghamshire, NG15 0EB UK Voice: +44 (0) 1773 511115 Fax: +44 (0) 1773 511110	Email: <a href="mailto:UKtech@chauvetlighting.eu">UKtech@chauvetlighting.eu</a> Website: <a href="http://www.chauvetprofessional.eu">www.chauvetprofessional.eu</a>
<b>Chauvet Benelux</b>	
Address: Vaartlaan 9 9800 Deinze Belgium Voice: +32 9 388 93 97	Email: <a href="mailto:BNLtech@chauvetlighting.eu">BNLtech@chauvetlighting.eu</a> Website: <a href="http://www.chauvetdj.eu">www.chauvetdj.eu</a>
<b>Chauvet France</b>	
Address: 3, Rue Ampère 91380 Chilly-Mazarin France Voice: +33 1 78 85 33 59	Email: <a href="mailto:FRtech@chauvetlighting.fr">FRtech@chauvetlighting.fr</a> Website: <a href="http://www.chauvetdj.eu">www.chauvetdj.eu</a>
<b>Chauvet Germany</b>	
Address: Bruno-Bürgel-Str. 11 28759 Bremen Germany Voice: +49 421 62 60 20	Email: <a href="mailto:DEtech@chauvetlighting.de">DEtech@chauvetlighting.de</a> Website: <a href="http://www.chauvetdj.eu">www.chauvetdj.eu</a>
<b>Chauvet Mexico</b>	
Address: Av. de las Partidas 34 - 3B (Entrance by Calle 2) Zona Industrial Lerma Lerma, Edo. de México, CP 52000 Voice: +52 (728) 690-2010	Email: <a href="mailto:servicio@chauvet.com.mx">servicio@chauvet.com.mx</a> Website: <a href="http://www.chauvetdj.mx">www.chauvetdj.mx</a>

Visit the applicable website above to verify our contact information and instructions to request support. Outside the U.S., U.K., Ireland, Benelux, France, Germany, or Mexico, contact the dealer of the record.

